

# April Flowers Weekend

## West Coast Challenge

### Sun Qualify Qualify

Mission Raceway Park (2.12 Km)

04/04/2004 10:30 AM

#### (24) D.CORMIER

1	1:32.150	
2	1:22.879	-9.271
3	1:20.223	-2.656
4	1:16.167	-4.056
5	1:14.617	-1.550
6	1:14.485	-0.132
7	1:26.751	+12.266
8	1:32.849	+6.098
9	1:14.296	-18.553
10	1:22.760	+8.464
11	1:14.178	-8.582

#### (5) S.FRETENBURG

1	1:43.541	
2	1:28.921	-14.620
3	1:28.202	-0.719
4	1:28.535	+0.333
5	1:27.018	-1.517
6	1:26.277	-0.741
7	1:25.609	-0.668
8	1:25.746	+0.137
9	1:25.218	-0.528
10	1:24.786	-0.432

4	1:27.955	+0.512
5	1:29.390	+1.435

#### (34) T.BALDASSARRE L.QUINN

1	1:46.882	
2	1:35.930	-10.952
3	1:30.480	-5.450
4	1:31.684	+1.204
5	1:30.135	-1.549
6	1:30.380	+0.245
7	1:39.759	+9.379

#### (36) M.KAERNE

1	1:39.083	
2	1:24.745	-14.338
3	1:23.971	-0.774
4	1:21.734	-2.237
5	1:22.115	+0.381
6	1:22.369	+0.254
7	1:22.109	-0.260

#### (9) C.HAHLEN

1	1:38.603	
2	1:26.300	-12.303
3	1:25.948	-0.352
4	1:26.853	+0.905
5	1:25.200	-1.653
6	1:25.107	-0.093
p7	4:28.134	+3:03.027
8	1:32.066	-2:56.068

#### (45) D. SIMPSON

#### (85) F.HENDY

#### (91) M.KARL L.COSTANTINO

#### (97) O.WALSTROM

#### (145) D.SIMPSON

#### (188) G.CARTER A.CARTER

#### (20) A.BEMBEN R.ENNIS

p1	3:38.289	
2	1:29.228	-2:09.061
3	1:24.668	-4.560
4	1:25.822	+1.154

#### (02) H.WATSON T.PEARSON

p1	2:06.960	
2	1:31.511	-35.449
3	1:24.704	-6.807
4	1:23.530	-1.174
5	1:22.481	-1.049
6	1:23.156	+0.675
7	1:22.892	-0.264

#### (143) S. BRODIE

1	1:33.548	
2	1:28.224	-5.324
3	1:29.950	+1.726
4	1:28.339	-1.611
5	1:27.638	-0.701
6	1:25.270	-2.368
7	1:26.421	+1.151
8	1:26.538	+0.117
9	1:26.050	-0.488
10	1:26.606	+0.556

#### (23) R.MILNE

1	1:34.998	
2	1:24.975	-10.023
3	1:23.882	-1.093
4	1:23.465	-0.417
5	1:24.367	+0.902
6	1:23.431	-0.936
7	1:23.797	+0.366
8	1:28.752	+4.955
9	1:49.681	+20.929
10	1:26.637	-23.044

#### (29) P.SKINNER

1	1:34.633	
2	1:27.220	-7.413
3	1:27.289	+0.069
4	1:27.075	-0.214
5	1:27.429	+0.354
6	1:27.198	-0.231
7	1:27.240	+0.042
8	1:28.397	+1.157
9	1:27.435	-0.962
10	1:27.111	-0.324

#### (50) I.THOMAS S.PARKER

1	1:47.342	
2	1:35.134	-12.208
3	1:25.706	-9.428
4	1:23.889	-1.817
5	1:23.572	-0.317

#### (31) D. BRUCE-THOMAS

1	1:39.374	
2	1:28.393	-10.981
3	1:27.443	-0.950

Printed: 04/04/2004 11:08:03 AM

Licensed to: SCCBC

Chief of Timing & Scoring:

Date:

Signed:



www.amb-it.com  
Orbits 1.0




# April Flowers Weekend

## Closed Wheel 1 Sat Practice Practice

Mission Raceway Park (2.12 Km)

03/04/2004 9:00 AM



**(57) JEFF LOWE**

0	2:00.715	
1	1:25.720	-34.995
2	1:24.885	-0.835
p3	10:19.229	+8:54.344
4	1:31.169	-8:48.060
5	1:21.609	-9.560
6	1:21.511	-0.098
7	1:23.039	+1.528

**(95) PETER HAMER**

0	1:46.491	
1	1:28.614	-17.877
2	1:24.207	-4.407

**(91) MALCOM KARL**

0	1:52.972	
1	1:35.700	-17.272
p2	10:06.971	+8:31.271
3	1:35.698	-8:31.273
4	1:25.863	-9.835
5	1:26.560	+0.697
6	1:25.592	-0.968

**(772) DAVID STENNER**

0	1:53.697	
1	1:26.011	-27.686
2	1:26.481	+0.470

**(92) ROBERT JOHNSTON**

0	1:51.393	
1	1:33.329	-18.064
2	1:29.114	-4.215
p3	10:22.666	+8:53.552
4	1:32.264	-8:50.402
5	1:29.291	-2.973
6	1:26.212	-3.079
7	1:27.538	+1.326

**(9) CHRIS HAHLN**

p1	10:30.090	
2	1:41.813	-8:48.277
3	1:31.650	-10.163
4	1:27.136	-4.514
5	1:26.812	-0.324

**(13) TOM DAVIES**

0	1:55.948	
1	1:32.287	-23.661
2	1:29.879	-2.408

p3 10:35.865 +9:05.986

4	1:38.106	-8:57.759
5	1:28.493	-9.613
6	1:27.287	-1.206
7	1:27.419	+0.132

**(131) MARTIN BERRYMAN**

0	1:52.185	
1	1:33.684	-18.501
2	1:34.139	+0.455
p3	10:20.658	+8:46.519
4	1:35.349	-8:45.309
5	1:28.100	-7.249
6	1:28.380	+0.280
7	1:29.250	+0.870

**(79) HUGH RICHARDS**

0	1:58.828	
1	1:32.352	-26.476
p2	11:34.878	+10:02.526
3	1:37.330	-9:57.548
4	1:29.676	-7.654
5	1:28.739	-0.937
6	1:29.254	+0.515

**(310) GEORGE KONDOR**

0	2:02.401	
1	1:46.680	-15.721
p2	9:55.953	+8:09.273
3	1:38.090	-8:17.863
4	1:30.578	-7.512
5	1:30.565	-0.013
6	1:29.229	-1.336

**(31) DAVID BRUCE-THOMAS**

0	2:01.895	
p1	13:33.530	+11:31.635
2	1:40.046	-11:53.484
3	1:32.797	-7.249
4	1:29.799	-2.998

**(177) DONATO DESANDOLI**

0	1:54.423	
1	1:32.919	-21.504
2	1:30.471	-2.448
p3	10:51.147	+9:20.676
4	1:42.342	-9:08.805
5	1:30.144	-12.198
6	1:30.405	+0.261

**(42) HOWARD WHITLOCK**

0	1:54.682	
1	1:48.354	-6.328
p2	12:58.283	+11:09.929
3	1:49.151	-11:09.132
4	1:30.486	-18.665
5	1:35.327	+4.841

**(34) RICHARD JACYNA**

0	1:52.941	
1	1:37.635	-15.306
p2	9:54.952	+8:17.317
3	1:37.480	-8:17.472
4	1:33.595	-3.885

**(86) PARRY FUNG**

1	1:45.295	
2	1:34.133	-11.162
3	1:35.163	+1.030

**(69) JOHN CAMPBELL**

0	1:54.263	
1	1:35.606	-18.657
2	1:35.148	-0.458

**(188) AARON CARTER**

p0	17:44.462	
1	1:47.365	-15:57.097
2	1:41.603	-5.762

**(7) YVETTE JACKSON**

1	1:50.703	
2	1:50.728	+0.025

**(81) DENNIS REPEL**

**(20) RYAN ENNIS**

**(50) IAN THOMAS**

**(70) KEVIN ENGELLAND**

**(78) MONECA KOLVYN**

**(82) DOUG YIP**

**(97) OWEN WALSTROM**

**(145) RON SIMPSON**

# April Flowers Weekend

## Closed Wheel 1 Sun Practice Practice

Mission Raceway Park (2.12 Km)

04/04/2004 9:20 AM

(188) AARON CARTER

1	1:45.013	
2	1:28.827	-16.186
3	1:30.664	+1.837
4	1:30.376	-0.288
5	1:32.376	+2.000
6	1:27.702	-4.674
7	1:27.068	-0.634
8	1:23.732	-3.336
9	1:22.921	-0.811
10	1:22.431	-0.490

(95) PETER HAMER

1	1:45.740	
2	1:27.681	-18.059
3	1:24.328	-3.353
4	1:28.611	+4.283
5	1:23.723	-4.888
6	1:22.773	-0.950
7	1:23.348	+0.575

(57) JEFF LOWE

1	1:43.611	
2	1:25.197	-18.414
3	1:23.112	-2.085
4	1:55.639	+32.527
5	1:25.991	-29.648
6	1:25.655	-0.336
7	1:25.342	-0.313
8	1:24.095	-1.247
9	1:24.276	+0.181
10	1:24.124	-0.152

(50) IAN THOMAS

1	1:43.419	
2	1:27.866	-15.553
3	1:25.381	-2.485
4	1:27.295	+1.914
5	1:27.855	+0.560

(772) DAVID STENNER

1	1:43.316	
2	1:26.940	-16.376
3	1:25.526	-1.414
4	1:28.996	+3.470

(97) ALLAN FULLER

1	1:41.045	
2	1:29.141	-11.904
3	1:29.456	+0.315

4	1:27.587	-1.869
5	1:25.945	-1.642
6	1:27.979	+2.034

(81) DENNIS REPEL

1	1:38.316	
p2	2:03.275	+24.959
3	1:29.402	-33.873
4	1:28.571	-0.831
5	1:26.498	-2.073
6	1:27.109	+0.611
7	1:27.707	+0.598

(79) HUGH RICHARDS

1	1:44.211	
2	1:31.496	-12.715
3	1:28.411	-3.085
4	1:28.567	+0.156
5	1:27.282	-1.285
6	1:27.362	+0.080
7	1:29.046	+1.684

(310) GEORGE KONDOR

1	1:50.670	
2	1:36.743	-13.927
3	1:29.272	-7.471
4	1:31.088	+1.816
5	1:29.733	-1.355
6	1:30.976	+1.243
7	1:29.610	-1.366
8	1:42.775	+13.165
9	1:39.984	-2.791

(31) DAVID BRUCE-THOMAS

1	1:51.293	
2	1:30.947	-20.346
3	1:30.879	-0.068
p4	4:55.066	+3:24.187
5	1:39.999	-3:15.067
6	1:30.474	-9.525

(177) DONATO DESANDOLI

1	1:49.153	
2	1:32.921	-16.232
3	1:33.038	+0.117
4	1:32.903	-0.135
5	1:30.939	-1.964
6	1:35.877	+4.938
7	1:30.855	-5.022
8	1:33.911	+3.056

9	1:41.073	+7.162
---	----------	--------

(70) KEVIN ENGELLAND

1	1:41.812	
2	1:35.900	-5.912
3	1:34.756	-1.144
4	1:33.670	-1.086
5	1:36.139	+2.469

(20) RYAN ENNIS

(42) HOWARD WHITLOCK

(78) MONECA KOLVYN

(82) DOUG YIP

(91) MALCOM KARL

(69) JOHN CAMPBELL

(9) CHRIS HAHLEN


(30) LEO REDAVID

# April Flowers Weekend

## Closed Wheel 1 Sat Qualify Qualify

Mission Raceway Park (2.12 Km)

03/04/2004 11:15 AM



**(42) HOWARD WHITLOCK**

0	1:45.125	
1	1:28.067	-17.058
2	1:21.686	-6.381
3	1:21.914	+0.228

**(95) PETER HAMER**

0	1:33.887	
1	1:23.922	-9.965
2	1:23.873	-0.049
3	1:23.984	+0.111
4	1:23.946	-0.038
5	1:36.042	+12.096
6	1:23.598	-12.444
7	1:22.754	-0.844
8	1:22.584	-0.170

**(772) DAVID STENNER**

0	1:30.724	
1	1:23.621	-7.103
2	1:24.591	+0.970
3	1:23.741	-0.850
4	1:23.343	-0.398
5	1:51.273	+27.930
6	1:33.219	-18.054
7	1:24.760	-8.459
8	1:24.304	-0.456
9	1:33.529	+9.225

**(174) KEITH CARTER**

0	1:31.481	
1	1:24.820	-6.661
2	1:30.362	+5.542
3	1:23.642	-6.720
4	1:23.855	+0.213
5	1:56.174	+32.319
6	1:25.179	-30.995
7	1:24.138	-1.041
8	1:39.776	+15.638

**(91) MALCOM KARL**

0	1:49.558	
1	1:28.740	-20.818
2	1:24.977	-3.763
3	1:24.644	-0.333
4	1:24.407	-0.237
5	1:29.822	+5.415
6	1:23.812	-6.010
7	1:42.518	+18.706
8	1:25.255	-17.263

**(92) ROBERT JOHNSTON**

0	1:32.753	
1	1:25.624	-7.129
2	1:26.379	+0.755
3	1:25.260	-1.119
4	1:25.622	+0.362

**(13) TOM DAVIES**

0	1:41.561	
1	1:31.158	-10.403
2	1:27.946	-3.212
3	1:26.490	-1.456
4	1:26.830	+0.340
5	1:34.532	+7.702
6	1:26.481	-8.051
7	1:26.004	-0.477
8	1:25.363	-0.641
9	1:27.442	+2.079

**(69) JOHN CAMPBELL**

0	1:41.401	
1	1:26.732	-14.669
2	1:27.258	+0.526
3	1:27.370	+0.112
4	1:25.665	-1.705
5	1:29.170	+3.505
6	1:26.681	-2.489
7	1:26.982	+0.301
8	1:45.347	+18.365

**(31) DAVID BRUCE-THOMAS**

1	1:39.517	
2	1:34.106	-5.411
3	1:34.116	+0.010
4	1:29.214	-4.902
5	1:26.864	-2.350
6	1:26.720	-0.144
7	1:27.028	+0.308

**(310) GEORGE KONDOR**

0	1:48.214	
1	1:36.853	-11.361
2	1:34.391	-2.462
3	1:27.076	-7.315
4	1:28.926	+1.850
5	1:27.465	-1.461
6	1:37.105	+9.640
7	1:26.861	-10.244
8	1:27.584	+0.723

**(177) DONATO DESANDOLI**

0	1:38.461	
1	1:28.590	-9.871
2	1:27.680	-0.910
3	1:27.191	-0.489
4	1:27.805	+0.614
5	1:27.812	+0.007
6	1:29.397	+1.585
7	1:28.949	-0.448
8	1:29.932	+0.983
9	1:27.373	-2.559

**(131) MARTIN BERRYMAN**

0	1:38.657	
1	1:29.007	-9.650
2	1:27.342	-1.665
3	1:27.893	+0.551
4	1:29.655	+1.762
5	1:32.198	+2.543
6	1:28.940	-3.258
7	1:29.716	+0.776
8	1:28.608	-1.108
9	1:29.057	+0.449

**(188) AARON CARTER**

1	1:33.930	
2	1:27.979	-5.951
3	1:30.512	+2.533
4	1:27.489	-3.023

**(79) HUGH RICHARDS**

0	1:37.868	
1	1:29.177	-8.691
2	1:28.895	-0.282
3	1:28.315	-0.580
4	1:29.343	+1.028
5	1:30.215	+0.872
6	1:30.054	-0.161
7	1:29.999	-0.055
8	1:28.797	-1.202
9	1:37.474	+8.677

**(34) RICHARD JACYNA**

1	1:42.479	
2	1:31.820	-10.659
3	1:30.591	-1.229
4	1:32.961	+2.370
5	1:34.497	+1.536
6	1:34.933	+0.436

7 1:34.446 -0.487

**(86) PARRY FUNG**

0	1:41.284	
1	1:35.085	-6.199
2	1:34.953	-0.132
3	1:38.577	+3.624
4	1:36.023	-2.554
5	1:34.414	-1.609
6	1:33.416	-0.998
7	1:33.949	+0.533
8	1:35.025	+1.076

**(7) YVETTE JACKSON**

**(9) CHRIS HAHLEN**

**(20) OWEN WALSTROM**

**(50) IAN THOMAS**

**(57) JEFF LOWE**

**(70) KEVIN ENGELLAND**

**(78) MONECA KOLVYN**

**(81) DENNIS REPEL**

**(82) DOUG YIP**

**(97) OWEN WALSTROM**

**(145) RON SIMPSON**

# April Flowers Weekend

## Closed Wheel 1 Sun Qualify Qualify

Mission Raceway Park (2.12 Km)

04/04/2004 10:50 AM

**(95) PETER HAMER**

1	1:48.599	
p2	1:55.246	+6.647
3	1:22.634	-32.612
4	1:21.126	-1.508
5	1:22.342	+1.216
6	1:21.213	-1.129

**(57) JEFF LOWE**

1	1:35.108	
2	1:23.472	-11.636
3	1:24.112	+0.640
4	1:22.332	-1.780
5	1:22.417	+0.085
6	1:25.685	+3.268
7	1:23.142	-2.543
8	1:21.973	-1.169

**(50) IAN THOMAS**

1	1:40.415	
2	1:26.624	-13.791
3	1:23.743	-2.881
p4	2:13.817	+50.074
5	1:40.339	-33.478
6	1:22.290	-18.049

**(188) AARON CARTER**

1	1:37.381	
2	1:24.558	-12.823
3	1:23.568	-0.990
4	1:23.548	-0.020
5	1:28.053	+4.505
6	1:32.240	+4.187
7	1:22.938	-9.302
8	1:22.771	-0.167
9	1:23.047	+0.276
10	1:22.542	-0.505

**(772) DAVID STENNER**

1	1:39.958	
2	1:26.541	-13.417
3	1:24.361	-2.180
4	1:23.647	-0.714
5	1:24.876	+1.229
6	1:37.896	+13.020
p7	2:11.321	+33.425
8	1:39.597	-31.724
9	1:24.576	-15.021

**(97) ALLAN FULLER**

1	1:39.010	
2	1:27.045	-11.965
3	1:25.524	-1.521
4	1:24.161	-1.363
5	1:25.124	+0.963
6	1:27.159	+2.035
7	1:26.786	-0.373
8	1:25.341	-1.445
9	1:26.462	+1.121
10	1:28.560	+2.098

**(9) CHRIS HAHLN**

1	1:35.786	
2	1:25.556	-10.230
3	1:25.545	-0.011
4	1:25.274	-0.271
5	1:24.837	-0.437
6	1:25.983	+1.146
7	1:30.496	+4.513

**(81) DENNIS REPEL**

1	1:32.459	
2	1:25.983	-6.476
3	1:26.200	+0.217
4	1:26.166	-0.034
5	1:24.971	-1.195
6	1:25.560	+0.589
7	1:25.497	-0.063
8	1:25.617	+0.120

**(20) OWEN WALSTROM**

1	1:34.614	
2	1:25.590	-9.024
3	1:27.620	+2.030
4	1:26.263	-1.357
5	1:25.771	-0.492
6	1:26.915	+1.144
7	1:26.837	-0.078
8	1:26.081	-0.756
9	1:26.646	+0.565
10	1:25.522	-1.124

**(79) HUGH RICHARDS**

1	1:33.528	
2	1:26.240	-7.288
3	1:25.597	-0.643
4	1:25.679	+0.082
5	1:26.277	+0.598
6	1:27.046	+0.769
7	1:27.532	+0.486

8	1:27.201	-0.331
9	1:31.806	+4.605
10	1:29.848	-1.958

**(310) GEORGE KONDOR**

1	1:36.158	
2	1:26.072	-10.086
3	1:26.176	+0.104
4	1:34.387	+8.211
5	1:28.619	-5.768
6	1:37.039	+8.420
7	1:29.428	-7.611
8	1:26.394	-3.034
9	1:32.041	+5.647
10	1:28.081	-3.960

**(69) JOHN CAMPBELL**

1	1:38.493	
2	1:27.688	-10.805
3	1:26.426	-1.262
4	1:26.681	+0.255
5	1:26.620	-0.061
6	1:26.881	+0.261
7	1:27.068	+0.187
8	1:33.794	+6.726
9	1:32.134	-1.660

**(177) DONATO DESANDOLI**

1	1:44.509	
2	1:27.306	-17.203
3	1:26.557	-0.749
4	1:27.516	+0.959
5	1:27.227	-0.289
6	1:34.915	+7.688
7	1:26.964	-7.951
8	1:37.650	+10.686
9	1:33.522	-4.128

**(30) LEO REDAVID**

1	1:39.251	
2	1:32.056	-7.195
3	1:34.931	+2.875
4	1:30.927	-4.004
5	1:29.598	-1.329
6	1:29.976	+0.378
7	1:31.381	+1.405
8	1:29.423	-1.958
9	1:31.447	+2.024

**(7) MONECA KOLVYN**

1	1:39.104	
2	1:33.475	-5.629
3	1:36.850	+3.375
4	1:37.670	+0.820

**(31) DAVID BRUCE-THOMAS**

**(42) HOWARD WHITLOCK**

**(70) KEVIN ENGELLAND**

**(78) MONECA KOLVYN**

**(82) DOUG YIP**

**(91) MALCOM KARL**

Chief of Timing & Scoring:  
Date:  
Signed:



# April Flowers Weekend


## Closed Wheel 1

### Sat Race

### Race

## Mission Raceway Park (2.12 Km)

03/04/2004 3:20 PM



#### (57) JEFF LOWE

0	2:35.912	
1	1:29.166	-1:06.746
2	1:23.045	-6.121
3	1:21.687	-1.358
4	1:21.249	-0.438
5	1:20.597	-0.652
6	1:21.976	+1.379
7	1:22.313	+0.337
8	1:22.752	+0.439
9	1:22.887	+0.135
10	1:22.939	+0.052
11	1:24.311	+1.372
12	1:24.143	-0.168
13	1:23.482	-0.661
14	1:23.529	+0.047

#### (95) PETER HAMER

0	3:03.221	
1	1:24.680	-1:38.541
2	1:23.064	-1.616
3	1:24.409	+1.345
4	1:23.734	-0.675
5	1:23.517	-0.217
6	1:24.144	+0.627
7	1:24.374	+0.230
8	1:24.329	-0.045
9	1:24.269	-0.060
10	1:25.923	+1.654
11	1:25.970	+0.047
12	1:24.517	-1.453
13	1:25.497	+0.980
14	1:24.954	-0.543

#### (772) DAVID STENNER

0	3:01.344	
1	1:26.040	-1:35.304
2	1:23.470	-2.570
3	1:24.042	+0.572
4	1:23.799	-0.243
5	1:24.581	+0.782
6	1:24.573	-0.008
7	1:25.594	+1.021
8	1:25.536	-0.058
9	1:26.592	+1.056
10	1:26.958	+0.366
11	1:26.315	-0.643
12	1:25.610	-0.705
13	1:25.296	-0.314
14	1:26.709	+1.413

#### (188) AARON CARTER

0	2:49.237	
1	1:31.091	-1:18.146
2	1:26.311	-4.780
3	1:23.594	-2.717
4	1:23.923	+0.329
5	1:25.878	+1.955
6	1:25.668	-0.210
7	1:24.412	-1.256
8	1:25.186	+0.774
9	1:24.859	-0.327
10	1:25.909	+1.050
11	1:25.137	-0.772
12	1:24.975	-0.162
13	1:24.081	-0.894
14	1:23.855	-0.226

#### (174) KEITH CARTER

0	2:59.971	
1	1:29.059	-1:30.912
2	1:26.047	-3.012
3	1:25.707	-0.340
4	1:25.144	-0.563
5	1:27.541	+2.397
6	1:26.555	-0.986
7	1:25.798	-0.757
8	1:26.233	+0.435
9	1:26.542	+0.309
10	1:27.001	+0.459
11	1:27.289	+0.288
12	1:26.525	-0.764
13	1:26.928	+0.403
14	1:34.758	+7.830

#### (50) IAN THOMAS

0	2:34.707	
1	1:30.824	-1:03.883
2	1:25.255	-5.569
3	1:25.778	+0.523
4	1:24.809	-0.969
5	1:25.388	+0.579
6	1:33.731	+8.343
7	1:28.156	-5.575
8	1:27.787	-0.369
9	1:26.291	-1.496
10	1:29.484	+3.193
11	1:29.518	+0.034
12	1:28.393	-1.125
13	1:27.533	-0.860

#### 14 1:29.120 +1.587

#### (69) JOHN CAMPBELL

0	2:56.922	
1	1:31.223	-1:25.699
2	1:26.669	-4.554
3	1:26.559	-0.110
4	1:26.855	+0.296
5	1:27.746	+0.891
6	1:29.250	+1.504
7	1:27.880	-1.370
8	1:29.356	+1.476
9	1:28.952	-0.404
10	1:29.868	+0.916
11	1:28.667	-1.201
12	1:27.510	-1.157
13	1:27.864	+0.354
14	1:28.794	+0.930

#### (31) DAVID BRUCE-THOMAS

0	2:56.117	
1	1:34.841	-1:21.276
2	1:27.455	-7.386
3	1:27.142	-0.313
4	1:27.066	-0.076
5	1:27.779	+0.713
6	1:29.510	+1.731
7	1:29.098	-0.412
8	1:29.557	+0.459
9	1:29.717	+0.160
10	1:29.461	-0.256
11	1:28.319	-1.142
12	1:28.329	+0.010
13	1:28.402	+0.073
14	1:27.298	-1.104

#### (177) DONATO DESANDOLI

0	2:52.417	
1	1:33.428	-1:18.989
2	1:28.006	-5.422
3	1:27.345	-0.661
4	1:27.248	-0.097
5	1:28.902	+1.654
6	1:29.777	+0.875
7	1:30.134	+0.357
8	1:29.384	-0.750
9	1:29.913	+0.529
10	1:28.932	-0.981
11	1:28.337	-0.595
12	1:27.920	-0.417

#### 13 1:28.114 +0.194

#### (92) ROBERT JOHNSTON

0	2:58.698	
1	1:36.422	-1:22.276
2	1:27.489	-8.933
3	1:27.251	-0.238
4	1:27.631	+0.380
5	1:28.979	+1.348
6	1:30.373	+1.394
7	1:28.616	-1.757
8	1:30.149	+1.533
9	1:29.321	-0.828
10	1:28.259	-1.062
11	1:28.532	+0.273
12	1:28.413	-0.119
13	1:27.860	-0.553
14	1:28.671	+0.811

#### (310) GEORGE KONDOR

0	2:52.535	
1	1:37.458	-1:15.077
2	1:30.685	-6.773
3	1:28.524	-2.161
4	1:27.670	-0.854
5	1:29.870	+2.200
6	1:31.866	+1.996
7	1:27.743	-4.123
8	1:28.873	+1.130
9	1:29.128	+0.255
10	1:28.433	-0.695
11	1:28.798	+0.365
12	1:28.448	-0.350
13	1:28.999	+0.551

#### (79) HUGH RICHARDS

0	2:48.279	
1	1:34.308	-1:13.971
2	1:29.193	-5.115
3	1:28.235	-0.958
4	1:28.560	+0.325
5	1:30.658	+2.098
6	1:30.435	-0.223
7	1:31.012	+0.577
8	1:31.085	+0.073
9	1:32.740	+1.655
10	1:32.549	-0.191
11	1:30.129	-2.420
12	1:30.989	+0.860

#### 13 1:30.896 -0.093

#### (81) DENNIS REPEL

0	2:41.847	
1	1:35.279	-1:06.568
2	1:28.126	-7.153
3	1:27.498	-0.628
4	1:29.545	+2.047
5	1:30.903	+1.358
6	1:32.144	+1.241
7	1:31.269	-0.875
8	1:31.224	-0.045
9	1:32.122	+0.898
10	1:32.801	+0.679
11	1:32.041	-0.760
12	1:31.808	-0.233
13	1:31.294	-0.514

#### (45) RON SIMPSON

0	2:41.602	
1	1:37.955	-1:03.647
2	1:31.675	-6.280
3	1:29.286	-2.389
4	1:28.011	-1.275
5	1:29.145	+1.134
6	1:31.059	+1.914
7	1:31.164	+0.105
8	1:31.081	-0.083
9	1:31.156	+0.075
10	1:31.327	+0.171
11	1:31.542	+0.215
12	1:32.083	+0.541
13	1:31.916	-0.167

#### (131) MARTIN BERRYMAN

0	2:50.674	
1	1:38.058	-1:12.616
2	1:30.455	-7.603
3	1:29.806	-0.649
4	1:28.945	-0.861
5	1:31.542	+2.597
6	1:30.623	-0.919
7	1:31.272	+0.649
8	1:31.078	-0.194
9	1:31.100	+0.022
10	1:33.079	+1.979
11	1:29.856	-3.223
12	1:32.121	+2.265
13	1:31.910	-0.211

Chief of Timing & Scoring:  
Date:  
Signed:



# April Flowers Weekend

## Closed Wheel 1

## Sat Race

## Race

Mission Raceway Park (2.12 Km)

03/04/2004 3:20 PM

### (13) TOM DAVIES

0	2:57.443	
1	1:30.656	-1:26.787
2	1:26.331	-4.325
3	1:28.910	+2.579
4	1:26.479	-2.431
5	1:34.685	+8.206
6	1:29.585	-5.100
7	1:28.249	-1.336
8	1:28.625	+0.376
9	1:27.083	-1.542
10	1:28.129	+1.046
11	1:27.120	-1.009
12	1:26.689	-0.431
13	2:30.119	+1:03.430

1	1:28.826	-1:30.445
2	1:24.346	-4.480
3	1:23.728	-0.618
4	1:24.723	+0.995
5	1:30.705	+5.982
6	1:30.682	-0.023
7	1:31.758	+1.076
8	1:33.739	+1.981

### (82) DOUG YIP

0	2:35.990	
---	----------	--

### (7) YVETTE JACKSON

### (9) CHRIS HAHLEN

### (20) OWEN WALSTROM

### (42) HOWARD WHITLOCK

### (70) KEVIN ENGELLAND

### (78) MONECA KOLVYN

### (97) OWEN WALSTROM

### (34) RICHARD JACYNA

0	2:47.166	
1	1:39.391	-1:07.775
2	1:32.484	-6.907
3	1:31.556	-0.928
4	1:31.628	+0.072
5	1:32.224	+0.596
6	1:32.754	+0.530
7	1:33.306	+0.552
8	1:35.502	+2.196
9	1:35.305	-0.197
10	1:34.991	-0.314
11	1:33.821	-1.170
12	1:33.830	+0.009
13	1:33.050	-0.780

### (86) PARRY FUNG

0	2:44.807	
1	1:42.052	-1:02.755
2	1:33.840	-8.212
3	1:33.985	+0.145
4	1:33.584	-0.401
5	1:34.040	+0.456
6	1:35.025	+0.985
7	1:36.356	+1.331
8	1:35.704	-0.652
9	1:36.186	+0.482
10	1:36.588	+0.402
11	1:35.382	-1.206
12	1:38.329	+2.947
13	1:38.031	-0.298

### (91) MALCOM KARL

0	2:59.271	
---	----------	--

Printed: 04/04/2004 05:40:19 PM

Licensed to: SCCBC

Chief of Timing & Scoring:

Date:

Signed:



www.amb-it.com  
Orbits 1.0



# April Flowers Weekend


## Closed Wheel 1

### Sun Race

### Race

## Mission Raceway Park (2.12 Km)

04/04/2004 3:00 PM



#### (57) JEFF LOWE

0	2:48.773	
1	1:24.557	-1:24.216
2	1:22.757	-1.800
3	1:23.341	+0.584
4	1:23.137	-0.204
5	1:22.791	-0.346
6	1:24.200	+1.409
7	2:23.427	+59.227
8	2:28.222	+4.795
9	1:22.535	-1:05.987
10	1:22.509	+0.274
11	1:22.046	-0.463
12	1:22.565	+0.519
13	1:22.838	+0.273

#### (50) IAN THOMAS

0	2:48.481	
1	1:25.647	-1:22.834
2	1:22.724	-2.923
3	1:23.552	+0.828
4	1:22.784	-0.768
5	1:22.818	+0.034
6	1:24.538	+1.720
7	2:22.744	+58.206
8	2:27.783	+5.039
9	1:23.175	-1:04.608
10	1:22.262	-0.913
11	1:22.184	-0.078
12	1:22.491	+0.307
13	1:25.224	+2.733

#### (772) DAVID STENNER

0	2:47.106	
1	1:26.798	-1:20.308
2	1:24.405	-2.393
3	1:24.889	+0.484
4	1:24.734	-0.155
5	1:24.584	-0.150
6	1:25.012	+0.428
7	2:15.534	+50.522
8	2:26.915	+11.381
9	1:24.806	-1:02.109
10	1:24.209	-0.597
11	1:24.668	+0.459
12	1:24.575	-0.093
13	1:24.788	+0.213

#### (20) OWEN WALSTROM

0	2:42.831	
---	----------	--

1	1:33.114	-1:09.717
2	1:25.385	-7.729
3	1:27.317	+1.932
4	1:25.437	-1.880
5	1:25.557	+0.120
6	1:24.873	-0.684
7	2:06.340	+41.467
8	2:25.302	+18.962
9	1:25.293	-1:00.009
10	1:23.641	-1.652
11	1:24.272	+0.631
12	1:24.493	+0.221
13	1:25.515	+1.022

#### (79) HUGH RICHARDS

0	2:26.162	
1	1:29.680	-56.482
2	1:25.038	-4.642
3	1:24.454	-0.584
4	1:24.005	-0.449
5	1:25.898	+1.893
6	1:26.398	+0.500
7	2:09.967	+43.569
8	2:25.832	+15.865
9	1:24.928	-1:00.904
10	1:24.231	-0.697
11	1:24.525	+0.294
12	1:24.571	+0.046
13	1:30.720	+6.149

#### (9) CHRIS HAHLN

0	2:45.309	
1	1:28.284	-1:17.025
2	1:25.628	-2.656
3	1:25.732	+0.104
4	1:26.149	+0.417
5	1:25.638	-0.511
6	1:26.118	+0.480
7	2:10.423	+44.305
8	2:25.461	+15.038
9	1:25.879	-59.582
10	1:25.545	-0.334
11	1:25.453	-0.092
12	1:25.808	+0.355
13	1:26.120	+0.312

#### (177) DONATO DESANDOLI

0	2:38.095	
1	1:31.959	-1:06.136
2	1:28.225	-3.734

3	1:27.671	-0.554
4	1:27.891	+0.220
5	1:27.315	-0.576
6	1:30.851	+3.536
7	1:56.723	+25.872
8	2:24.493	+27.770
9	1:27.696	-56.797
10	1:28.138	+0.442
11	1:26.627	-1.511
12	1:26.646	+0.019
13	1:27.538	+0.892

#### (81) DENNIS REPEL

0	2:43.371	
1	1:29.972	-1:13.399
2	1:27.924	-2.048
3	1:28.603	+0.679
4	1:27.313	-1.290
5	1:27.779	+0.466
6	1:31.124	+3.345
7	1:56.970	+25.846
8	2:24.894	+27.924
9	1:27.523	-57.371
10	1:29.488	+1.965
11	1:27.000	-2.488
12	1:27.775	+0.775
13	1:27.556	-0.219

#### (31) DAVID BRUCE-THOMAS

0	2:35.530	
1	1:33.614	-1:01.916
2	1:28.992	-4.622
3	1:27.371	-1.621
4	1:27.848	+0.477
5	1:28.143	+0.295
6	1:32.071	+3.928
7	1:53.226	+21.155
8	2:23.798	+30.572
9	1:28.706	-55.092
10	1:28.239	-0.467
11	1:28.034	-0.205
12	1:26.444	-1.590
13	1:27.235	+0.791

#### (310) GEORGE KONDOR

0	2:37.800	
1	1:32.978	-1:04.822
2	1:29.856	-3.122
3	1:29.890	+0.034
4	1:28.858	-1.032

5	1:29.420	+0.562
6	1:31.102	+1.682
7	1:52.418	+21.316
8	2:23.828	+31.410
9	1:28.365	-55.463
10	1:27.861	-0.504
11	1:27.962	+0.101
12	1:27.602	-0.360
13	1:30.957	+3.355

#### (97) ALLAN FULLER

0	2:46.203	
1	1:29.225	-1:16.978
2	1:27.817	-1.408
3	1:26.443	-1.374
4	1:37.437	+10.994
5	1:27.821	-9.616
6	1:31.318	+3.497
7	1:53.468	+22.150
8	2:23.578	+30.110
9	1:27.091	-56.487
10	1:28.714	+1.623
11	1:41.272	+12.558
12	1:28.713	-12.559
13	1:29.642	+0.929

#### (30) LEO REDAVID

0	2:36.579	
1	1:39.280	-57.299
2	1:31.417	-7.863
3	1:30.429	-0.988
4	1:30.471	+0.042
5	1:30.260	-0.211
6	1:29.926	-0.334
7	1:43.138	+13.212
8	2:23.901	+40.763
9	1:29.889	-54.012
10	1:30.520	+0.631
11	1:31.902	+1.382
12	1:31.587	-0.315
13	1:30.691	-0.896

#### (70) KEVIN ENGELLAND

0	2:35.255	
1	1:38.161	-57.094
2	1:34.309	-3.852
3	1:35.185	+0.876
4	1:34.682	-0.503
5	1:34.752	+0.070
6	1:33.931	-0.821

#### (7) MONECA KOLVYN

0	2:31.297	
1	1:37.264	-54.033
2	1:30.267	-6.997
3	1:30.215	-0.052
4	1:33.036	+2.821
5	1:33.865	+0.829
6	1:33.523	-0.342
7	1:38.539	+5.016
8	2:25.661	+47.122
9	1:40.258	-45.403
p10	2:16.156	+35.898
11	1:53.926	-22.230
12	2:04.439	+10.513

#### (95) PETER HAMER

0	2:50.235	
1	1:25.270	-1:24.965
2	1:22.936	-2.334
3	1:23.562	+0.626
4	1:22.985	-0.577
5	1:22.765	-0.220

#### (69) JOHN CAMPBELL

0	2:30.252	
1	1:32.066	-58.186

#### (42) HOWARD WHITLOCK

#### (82) DOUG YIP

#### (91) MALCOM KARL

#### (188) AARON CARTER

Chief of Timing & Scoring:  
Date:  
Signed:




# April Flowers Weekend

## Closed Wheel 2 CW2 Sat Practice Practice

Mission Raceway Park (2.12 Km)

03/04/2004 10:30 AM



**(24) DAVID CORMIER**

0	1:39.272	
1	1:26.261	-13.011
2	1:22.557	-3.704
3	1:15.701	-6.856
4	1:14.692	-1.009

1	1:40.664	-10.962
2	1:35.209	-5.455
3	1:34.405	-0.804

**(35) PAUL BUNBURY**

0	1:58.902	
1	1:52.070	-6.832
2	1:50.607	-1.463
3	1:51.267	+0.660

**(42) HOWARD WHITLOCK**

0	1:55.845	
1	1:44.627	-11.218
2	1:25.291	-19.336
3	1:25.393	+0.102
4	1:28.601	+3.208
5	1:26.046	-2.555
6	1:24.989	-1.057
7	1:26.261	+1.272

**(5) STEVE FRETENBURG**

**(20) RYAN ENNIS**

**(85) FRED HENDY**

**(26) KARL HUNTER**

**(26) KARL HUNTER**

**(174)**

0	1:50.595	
1	1:29.864	-20.731
2	1:25.735	-4.129
3	1:29.406	+3.671

**(8)**

0	1:47.870	
1	1:31.386	-16.484
2	1:26.175	-5.211
3	1:27.505	+1.330
4	1:27.880	+0.375
5	1:26.946	-0.934
6	1:39.694	+12.748

**(188) GREG CARTER**

0	1:54.268	
1	1:26.334	-27.934
2	1:26.287	-0.047

**(79) HUGH RICHARDS**

0	1:53.593	
1	1:31.903	-21.690
2	1:30.591	-1.312
3	1:29.485	-1.106
4	1:29.037	-0.448
5	1:28.153	-0.884
6	1:29.169	+1.016
7	1:30.008	+0.839
8	1:29.486	-0.522

**(30)**

0	1:51.626	
---	----------	--

Chief of Timing & Scoring:

Date:

Signed:



# April Flowers Weekend

## Closed Wheel 2 Sun Practice Practice

Mission Raceway Park (2.12 Km)

04/04/2004 10:05 AM

### (92) ROBERT JOHNSTON

1	1:36.220	
2	1:29.714	-6.506
3	1:26.160	-3.554
4	1:26.262	+0.102
5	1:26.464	+0.202
6	1:26.749	+0.285
7	1:25.476	-1.273
8	1:25.728	+0.252
9	1:26.256	+0.528
10	1:26.947	+0.691

7 1:29.056 -4.291

8 1:30.704 +1.648

9 1:29.352 -1.352

### (34) RICHARD JACYNA

1	1:46.058	
2	1:44.316	-1.742
p3	2:43.697	+59.381
4	1:40.105	-1:03.592
5	1:31.182	-8.923
6	1:30.265	-0.917
p7	2:48.540	+1:18.275
8	1:36.197	-1:12.343

### (79) HUGH RICHARDS

1	1:34.551	
2	1:28.285	-6.266
3	1:26.760	-1.525
4	1:26.782	+0.022
5	1:26.541	-0.241
6	1:33.071	+6.530
7	1:34.334	+1.263
8	1:32.149	-2.185
9	1:32.605	+0.456
10	1:32.218	-0.387

### (35) PAUL BUNBURY

1 1:42.408

2 1:31.107 -11.301

### (86) PARRY FUNG

1	1:45.251	
2	1:38.664	-6.587
3	1:36.714	-1.950
4	1:35.791	-0.923
5	1:34.477	-1.314
6	1:36.684	+2.207
7	1:35.893	-0.791
8	1:34.222	-1.671
9	1:34.938	+0.716

### (131) MARTIN BERRYMAN

1	1:36.831	
2	1:32.859	-3.972
3	1:28.605	-4.254
4	1:28.388	-0.217
p5	2:30.067	+1:01.679
6	1:35.623	-54.444
7	1:28.996	-6.627
8	1:27.773	-1.223
9	1:27.620	-0.153

### (13) TOM DAVIES

### (50) IAN THOMAS

### (45) RON SIMPSON

### (5) STEVE FRETENBURG

1	1:42.209	
2	1:37.620	-4.589
p3	2:09.340	+31.720
4	1:47.886	-21.454
5	1:33.482	-14.404
6	1:28.324	-5.158

### (97) OWEN WALSTROM

### (174) KEITH CARTER

### (20) RYAN ENNIS

### (8) DAVID KUNICKI

### (143) SCOTT BRODIE

1	1:41.439	
2	1:35.013	-6.426
3	1:29.133	-5.880
p4	2:04.900	+35.767
5	1:39.759	-25.141
6	1:33.347	-6.412

### (24) DAVID CORMIER

### (42) HOWARD WHITLOCK

### (85) FRED HENDY

### (188) GREG CARTER

Printed: 04/04/2004 10:26:38 AM

Licensed to: SCCBC

Chief of Timing & Scoring:

Date:

Signed:



www.amb-it.com  
Orbits 1.0



# April Flowers Weekend

## Closed Wheel 2

## Sat Qualify

## Qualify

Mission Raceway Park (2.12 Km)

03/04/2004 12:20 PM

(24) DAVID CORMIER  
1 1:29.257  
2 **1:16.161** -13.096

4 1:43.188 -6:40.062  
5 1:33.720 -9.468  
6 1:33.344 -0.376  
7 1:33.171 -0.173  
8 1:35.279 +2.108  
9 **1:32.152** -3.127

(188) GREG CARTER  
1 1:30.771  
2 1:22.535 -8.236  
p3 8:49.717 +7:27.182  
4 1:32.589 -7:17.128  
5 **1:22.496** -10.093  
6 1:24.100 +1.604  
7 1:23.597 -0.503  
8 1:23.785 +0.188  
9 1:24.011 +0.226  
10 1:27.236 +3.225

(35) PAUL BUNBURY  
1 1:56.481  
p2 9:49.290 +7:52.809  
3 **1:54.100** -7:55.190

(5) STEVE FRETENBURG

(20) RYAN ENNIS

(8) DAVID KUNICKI  
1 1:52.233  
2 1:51.595 -0.638  
p3 8:26.620 +6:35.025  
4 1:37.422 -6:49.198  
5 1:30.414 -7.008  
6 1:25.365 -5.049  
7 **1:24.417** -0.948  
8 1:25.842 +1.425  
9 1:24.915 -0.927  
10 1:41.471 +16.556

(26) KARL HUNTER

(26) KARL HUNTER

(42) HOWARD WHITLOCK

(85) FRED HENDY

(174)

(9) CHRIS HAHLN  
1 1:36.758  
p2 8:44.667 +7:07.909  
3 1:37.550 -7:07.117  
4 1:26.285 -11.265  
5 **1:25.518** -0.767  
6 1:25.585 +0.067  
7 1:25.671 +0.086

(79) HUGH RICHARDS  
1 1:37.970  
2 1:30.760 -7.210  
3 1:29.982 -0.778  
4 1:30.021 +0.039  
5 1:33.279 +3.258  
6 **1:29.081** -4.198  
7 1:29.698 +0.617

(30) LEO REDAVID  
1 1:44.749  
2 1:34.420 -10.329  
p3 8:23.250 +6:48.830

Printed: 04/04/2004 09:53:22 AM

Licensed to: SCCBC

Chief of Timing & Scoring:

Date:

Signed:



www.amb-it.com  
Orbits 1.0



# April Flowers Weekend

## Closed Wheel 2

### Sun Qualify Qualify

Mission Raceway Park (2.12 Km)

04/04/2004 11:35 AM

#### (24) DAVID CORMIER

1	1:29.109	
2	1:23.013	-6.096
3	1:15.931	-7.082
4	1:14.405	-1.526
5	1:33.711	+19.306
6	1:14.289	-19.422
7	1:44.643	+30.354
8	1:16.860	-27.783
9	1:14.043	-2.817

#### (188) GREG CARTER

1	1:30.864	
2	1:23.362	-7.502
3	1:23.330	-0.032
4	1:22.834	-0.496
5	1:23.227	+0.393
6	1:23.401	+0.174
7	1:24.129	+0.728
p8	2:51.494	+1:27.365
9	1:29.124	-1:22.370

#### (174) KEITH CARTER

1	1:34.430	
2	1:24.228	-10.202
3	1:24.261	+0.033
4	1:23.683	-0.578
5	1:23.791	+0.108
6	1:43.575	+19.784
7	1:28.228	-15.347
8	1:22.982	-5.246
9	1:23.493	+0.511
10	1:29.240	+5.747

#### (13) TOM DAVIES

1	1:42.232	
2	1:32.768	-9.464
3	1:26.986	-5.782
4	1:25.717	-1.269
5	1:25.223	-0.494
6	1:24.894	-0.329
7	1:27.449	+2.555
8	1:24.731	-2.718
9	1:24.431	-0.300
10	1:24.497	+0.066

#### (79) HUGH RICHARDS

1	1:34.434	
2	1:27.754	-6.680
3	1:27.652	-0.102

4	1:26.114	-1.538
5	1:26.295	+0.181
6	1:25.257	-1.038
7	1:27.272	+2.015
8	1:26.715	-0.557
9	1:26.260	-0.455
10	1:26.641	+0.381

#### (92) ROBERT JOHNSTON

1	1:34.352	
2	1:25.639	-8.713
3	1:25.453	-0.186
4	1:25.506	+0.053
5	1:26.438	+0.932
6	1:25.579	-0.859
7	1:25.380	-0.199
8	1:25.412	+0.032

#### (35) PAUL BUNBURY

1	1:44.886	
2	1:28.600	-16.286
3	1:28.546	-0.054
4	1:28.100	-0.446
5	1:25.478	-2.622

#### (143) SCOTT BRODIE

1	1:32.768	
2	1:27.342	-5.426
3	1:26.072	-1.270
4	1:25.709	-0.363
5	1:25.736	+0.027
6	1:26.484	+0.748
7	1:28.690	+2.206

#### (131) MARTIN BERRYMAN

1	1:36.534	
2	1:29.153	-7.381
3	1:27.454	-1.699
4	1:27.590	+0.136
5	1:29.240	+1.650
6	1:28.179	-1.061
7	1:28.021	-0.158
8	1:27.970	-0.051
9	1:27.779	-0.191
10	1:27.348	-0.431

#### (34) RICHARD JACYNA

1	1:47.140	
2	1:32.442	-14.698
3	1:32.175	-0.267

4	1:30.290	-1.885
5	1:31.326	+1.036
6	1:30.869	-0.457
7	1:30.758	-0.111

#### (86) PARRY FUNG

1	1:42.181	
2	1:38.945	-3.236
3	1:36.250	-2.695
4	1:36.276	+0.026
5	1:35.586	-0.690
6	1:35.512	-0.074
7	1:36.353	+0.841
8	1:36.037	-0.316
9	1:34.664	-1.373

#### (5) STEVE FRETENBURG

#### (8) DAVID KUNICKI

#### (20) RYAN ENNIS

#### (42) HOWARD WHITLOCK

#### (45) RON SIMPSON

#### (50) IAN THOMAS

#### (85) FRED HENDY

#### (97) OWEN WALSTROM

(7)	1	1:44.204	
-----	---	----------	--

# April Flowers Weekend

## Closed Wheel 2

## Sat Practice

## Practice

Mission Raceway Park (2.12 Km)

03/04/2004 10:30 AM

### (6) CLAY GJERNES

p0	7:36.897	
1	1:32.563	-6:04.334
2	1:27.022	-5.541
3	1:24.845	-2.177
4	1:35.747	+10.902
5	1:24.999	-10.748
6	1:31.154	+6.155

4 1:36.349 -43.312

5 1:30.724 -5.625

6 2:05.477 +34.753

7 1:29.276 -36.201

8 1:34.657 +5.381

8 1:40.374 +2.295

### (2) HERB RUPPE

### (22) TONY SCOTT

### (120) TROY BUXTON

0	1:58.706	
p1	4:13.224	+2:14.518
2	1:35.522	-2:37.702
3	1:31.779	-3.743
4	1:30.703	-1.076
5	1:30.758	+0.055
6	1:32.133	+1.375
7	1:34.739	+2.606
8	1:30.574	-4.165
9	1:32.948	+2.374

### (26) KARL HUNTER

0	1:50.160	
p1	4:25.321	+2:35.161
2	1:35.335	-2:49.986
3	1:31.736	-3.599
4	1:25.255	-6.481
5	1:28.877	+3.622
6	1:32.037	+3.160
7	1:28.585	-3.452
8	1:25.029	-3.556
9	1:30.966	+5.937

### (125) SCOTT HULAN

0	1:48.994	
p1	4:25.084	+2:36.090
2	1:40.835	-2:44.249
3	1:34.752	-6.083
4	1:33.594	-1.158
5	1:31.912	-1.682
6	1:31.940	+0.028
7	1:32.006	+0.066
8	1:31.957	-0.049
9	1:31.284	-0.673

### (78) CAMPBELL CARLYLE

0	1:48.462	
p1	4:25.440	+2:36.978
2	1:36.567	-2:48.873
3	1:28.341	-8.226
4	1:30.143	+1.802
5	1:26.390	-3.753
6	1:27.802	+1.412
7	1:29.874	+2.072
8	1:36.769	+6.895
9	1:34.889	-1.880

### (74) SEAN KEARNEY

0	1:49.200	
p1	4:23.407	+2:34.207
2	1:35.920	-2:47.487
3	1:33.063	-2.857
4	1:35.745	+2.682
5	1:36.611	+0.866
6	1:35.279	-1.332
7	1:34.658	-0.621
8	1:32.695	-1.963

### (115) SHERIDAN EMPEY

0	1:47.907	
p1	4:25.886	+2:37.979
2	1:37.024	-2:48.862
3	1:27.840	-9.184
4	1:31.775	+3.935
5	1:26.534	-5.241
6	1:28.131	+1.597
7	1:36.602	+8.471
8	1:32.486	-4.116
9	1:27.937	-4.549

### (54) KEITH FUKUSHIMA

0	1:59.755	
p1	4:12.287	+2:12.532
2	1:45.633	-2:26.654
3	1:46.146	+0.513
4	1:42.802	-3.344
5	1:42.326	-0.476
6	1:39.600	-2.726
7	1:38.079	-1.521

### (56)

0	1:58.288	
p1	4:14.279	+2:15.991
2	1:38.839	-2:35.440
3	2:19.661	+40.822

Printed: 04/04/2004 09:54:59 AM

Licensed to: SCCBC

Chief of Timing & Scoring:

Date:

Signed:



www.amb-it.com  
Orbits 1.0



# April Flowers Weekend

## Open Wheel & NOW

## Mission Raceway Park (2.12 Km)

### Practice

### Practice

03/04/2004 10:05 AM

#### (136) RAY STEC

0	1:40.399	
1	1:24.778	-15.621
2	1:20.101	-4.677
3	1:17.868	-2.233
4	1:16.966	-0.902
5	1:18.643	+1.677
6	1:19.061	+0.418
7	1:17.503	-1.558
8	1:16.989	-0.514
9	1:17.614	+0.625

#### (18) MICHAEL LENSEN

0	1:45.451	
1	1:31.621	-13.830
2	1:28.096	-3.525
3	1:18.942	-9.154
4	1:18.121	-0.821
5	1:17.841	-0.280
6	1:24.404	+6.563
7	1:17.354	-7.050
8	1:17.307	-0.047

#### (19) AL ORES

0	1:52.209	
1	1:41.071	-11.138
2	1:33.649	-7.422
3	1:31.727	-1.922
4	1:29.500	-2.227
5	1:28.647	-0.853
6	1:27.869	-0.778
7	1:27.134	-0.735
8	1:27.519	+0.385

#### (90) KEITH ROBINSON

1	1:50.176	
2	1:32.555	-17.621
3	1:30.129	-2.426
4	1:28.805	-1.324
5	1:29.548	+0.743
6	1:28.108	-1.440
7	1:27.521	-0.587

#### (66) SCOTT ARTHUR

0	1:50.362	
1	1:30.686	-19.676
2	1:29.311	-1.375

Printed: 04/04/2004 09:57:24 AM

Licensed to: SCCBC

Chief of Timing & Scoring:

Date:

Signed:



www.amb-it.com  
Orbits 1.0



# April Flowers Weekend

Open Wheel  
Sun Practice  
Practice

Mission Raceway Park (2.12 Km)

04/04/2004 9:45 AM

## (36) RAY STEC

1	1:41.702	
2	1:24.436	-17.266
3	1:20.757	-3.679
4	1:17.697	-3.060
5	1:16.714	-0.983
6	1:42.150	+25.436
7	1:21.823	-20.327
8	1:23.158	+1.335
9	1:19.895	-3.263
10	1:19.794	-0.101

## (18) MICHAEL LENSEN

1	1:41.623	
2	1:24.650	-16.973
3	1:22.627	-2.023
4	1:20.819	-1.808
5	1:19.347	-1.472
6	1:19.784	+0.437
7	1:18.607	-1.177
8	1:18.506	-0.101
9	1:18.327	-0.179
10	1:18.535	+0.208
11	1:17.904	-0.631

## (66) SCOTT ARTHUR

1	1:36.662	
2	1:27.360	-9.302
3	1:26.234	-1.126
4	1:25.672	-0.562
5	1:24.973	-0.699
6	1:26.641	+1.668
7	1:25.114	-1.527
8	1:24.510	-0.604
9	1:25.752	+1.242
10	1:24.644	-1.108

## (19) AL ORES

## (90) KEITH ROBINSON

Printed: 04/04/2004 10:09:34 AM

Licensed to: SCCBC

Chief of Timing & Scoring:

Date:

Signed:

# April Flowers Weekend

## Open Wheel Sat Qualify Qualify

Mission Raceway Park (2.12 Km)

03/04/2004 12:00 PM

### (136) RAY STEC

1	1:36.807		3	1:29.390	-2.980
2	1:25.193	-11.614	4	1:27.529	-1.861
3	1:20.161	-5.032	5	1:27.296	-0.233
4	1:19.184	-0.977	6	1:29.337	+2.041
5	1:16.562	-2.622	7	1:26.739	-2.598
6	1:16.046	-0.516	8	1:26.908	+0.169
7	1:15.887	-0.159	9	1:26.996	+0.088
8	1:18.348	+2.461	10	1:26.824	-0.172
p9	2:00.393	+42.045			
10	1:26.073	-34.320			

### (18) MICHAEL LENSEN

1	1:27.106	
2	1:18.529	-8.577
3	1:19.816	+1.287
4	1:17.554	-2.262
5	1:18.171	+0.617
6	1:17.641	-0.530
7	1:17.722	+0.081
8	1:17.022	-0.700
9	1:19.118	+2.096
10	1:17.945	-1.173
11	1:17.320	-0.625

### (66) SCOTT ARTHUR

1	1:25.851	
2	1:26.508	+0.657
3	1:26.472	-0.036
4	1:26.533	+0.061
5	1:25.473	-1.060
6	1:24.576	-0.897
7	1:24.968	+0.392
8	1:24.863	-0.105
9	1:25.070	+0.207

### (90) KEITH ROBINSON

1	1:36.134	
2	1:29.376	-6.758
3	1:27.540	-1.836
4	1:26.904	-0.636
5	1:27.400	+0.496
6	1:25.755	-1.645
7	1:24.819	-0.936
8	1:25.535	+0.716
9	1:24.650	-0.885

### (19) AL ORES

1	1:43.144	
2	1:32.370	-10.774

Printed: 04/04/2004 09:58:05 AM

Licensed to: SCCBC

Chief of Timing & Scoring:

Date:

Signed:



www.amb-it.com  
Orbits 1.0



# April Flowers Weekend

Open Wheel  
Sun Qualify  
Qualify

Mission Raceway Park (2.12 Km)

04/04/2004 11:15 AM

## (36) RAY STEC

1	1:33.083	
2	1:18.977	-14.106
3	1:17.710	-1.267
4	1:16.936	-0.774
5	1:24.520	+7.584
6	1:47.001	+22.481
7	1:17.814	-29.187
8	1:17.861	+0.047
9	1:18.109	+0.248
10	1:17.337	-0.772

9	1:27.790	-0.522
10	1:26.895	-0.895

## (18) MICHAEL LENSEN

1	1:33.372	
2	1:22.098	-11.274
3	1:23.302	+1.204
4	1:18.810	-4.492
5	1:18.642	-0.168
6	1:18.587	-0.055
7	1:18.582	-0.005
8	1:18.049	-0.533
9	1:17.752	-0.297

## (90) KEITH ROBINSON

1	1:36.131	
2	1:24.250	-11.881
3	1:22.245	-2.005
4	1:21.172	-1.073
5	1:20.713	-0.459

## (66) SCOTT ARTHUR

1	1:40.580	
2	1:26.049	-14.531
3	1:25.988	-0.061
4	1:25.108	-0.880
5	1:24.993	-0.115
6	1:27.521	+2.528
7	1:25.587	-1.934
8	1:25.553	-0.034
9	1:24.832	-0.721

## (19) AL ORES

1	1:44.562	
2	1:30.553	-14.009
3	1:27.570	-2.983
4	1:27.101	-0.469
5	1:27.538	+0.437
6	1:28.012	+0.474
7	1:28.153	+0.141
8	1:28.312	+0.159

Printed: 04/04/2004 11:37:19 AM

Licensed to: SCCBC

Chief of Timing & Scoring:

Date:

Signed:



www.amb-it.com  
Orbits 1.0



# April Flowers Weekend

Open Wheel  
Sat Race  
Race

Mission Raceway Park (2.12 Km)

03/04/2004 3:50 PM

## (18) MICHAEL LENSEN

0	2:50.641	
1	1:22.369	-1:28.272
2	1:19.217	-3.152
3	1:19.016	-0.201
4	1:18.950	-0.066
5	1:18.759	-0.191
6	1:18.765	+0.006
7	1:18.198	-0.567
8	1:18.052	-0.146
9	1:18.041	-0.011
10	1:19.065	+1.024
11	1:18.067	-0.998
12	1:18.314	+0.247
13	1:18.069	-0.245
14	1:18.196	+0.127

## (36) RAY STEC

0	2:44.717	
1	1:23.424	-1:21.293
2	1:18.312	-5.112
3	1:18.199	-0.113
4	1:18.738	+0.539
5	1:30.687	+11.949
6	1:18.155	-12.532
7	1:17.723	-0.432
8	1:18.720	+0.997
9	1:20.135	+1.415
10	1:18.901	-1.234
11	1:18.659	-0.242
p12	3:00.637	+1:41.978
13	1:26.993	-1:33.644

## (19) AL ORES

0	2:48.320	
1	1:23.845	-1:24.475
2	1:20.609	-3.236
3	1:20.221	-0.388
4	1:19.736	-0.485
5	1:20.945	+1.209
6	1:19.690	-1.255
7	1:20.076	+0.386
8	1:20.466	+0.390
9	1:20.759	+0.293
10	1:19.688	-1.071
11	1:19.564	-0.124
12	1:21.377	+1.813
13	1:20.290	-1.087
14	1:19.359	-0.931

## (66) SCOTT ARTHUR

0	2:50.374	
1	1:29.349	-1:21.025
2	1:27.192	-2.157
3	1:27.342	+0.150
4	1:26.457	-0.885
5	1:26.228	-0.229
6	1:25.596	-0.632
7	1:26.245	+0.649
8	1:26.951	+0.706
9	1:26.827	-0.124
10	1:26.313	-0.514
11	1:26.509	+0.196
12	1:26.064	-0.445
13	1:26.106	+0.042

Printed: 04/04/2004 09:59:58 AM

Licensed to: SCCBC

Chief of Timing & Scoring:

Date:

Signed:



www.amb-it.com  
Orbits 1.0




# April Flowers Weekend

## Open Wheel Sun Race Race

Mission Raceway Park (2.12 Km)

04/04/2004 3:30 PM



### (18) MICHAEL LENSEN

0	2:37.938	
1	1:23.035	-1:14.903
2	1:19.953	-3.082
3	1:18.769	-1.184
4	1:18.810	+0.041
5	1:18.802	-0.008
6	1:18.428	-0.374
7	1:18.693	+0.265
8	1:18.333	-0.360
9	1:18.717	+0.384
10	1:18.243	-0.474
11	1:18.265	+0.022
12	1:19.592	+1.327

### (90) KEITH ROBINSON

0	2:36.075	
1	1:22.915	-1:13.160
2	1:20.068	-2.847
3	1:19.429	-0.639
4	1:19.690	+0.261
5	1:19.528	-0.162
6	1:19.954	+0.426
7	1:19.379	-0.575
8	1:19.430	+0.051
9	1:23.625	+4.195
10	1:29.813	+6.188
11	1:28.695	-1.118
12	1:28.561	-0.134

### (19) AL ORES

0	2:35.680	
1	1:33.720	-1:01.960
2	1:30.488	-3.232
3	1:29.872	-0.616
4	1:29.496	-0.376
5	1:28.987	-0.509
6	1:29.331	+0.344
7	1:29.701	+0.370
8	1:31.140	+1.439
9	1:29.636	-1.504
10	1:28.836	-0.800
11	1:28.442	-0.394

### (36) RAY STEC

### (66) SCOTT ARTHUR

Printed: 04/04/2004 04:07:59 PM

Licensed to: SCCBC

Chief of Timing & Scoring:

Date:

Signed:



www.amb-it.com  
Orbits 1.0



# April Flowers Weekend

## Closed Wheel 2

## Sat Practice

## Practice

Mission Raceway Park (2.12 Km)

03/04/2004 10:30 AM

### (6) CLAY GJERNES

p0	7:36.897	
1	1:32.563	-6:04.334
2	1:27.022	-5.541
3	1:24.845	-2.177
4	1:35.747	+10.902
5	1:24.999	-10.748
6	1:31.154	+6.155

4 1:36.349 -43.312

5 1:30.724 -5.625

6 2:05.477 +34.753

7 1:29.276 -36.201

8 1:34.657 +5.381

8 1:40.374 +2.295

### (2) HERB RUPPE

### (22) TONY SCOTT

### (120) TROY BUXTON

0	1:58.706	
p1	4:13.224	+2:14.518
2	1:35.522	-2:37.702
3	1:31.779	-3.743
4	1:30.703	-1.076
5	1:30.758	+0.055
6	1:32.133	+1.375
7	1:34.739	+2.606
8	1:30.574	-4.165
9	1:32.948	+2.374

### (26) KARL HUNTER

0	1:50.160	
p1	4:25.321	+2:35.161
2	1:35.335	-2:49.986
3	1:31.736	-3.599
4	1:25.255	-6.481
5	1:28.877	+3.622
6	1:32.037	+3.160
7	1:28.585	-3.452
8	1:25.029	-3.556
9	1:30.966	+5.937

### (125) SCOTT HULAN

0	1:48.994	
p1	4:25.084	+2:36.090
2	1:40.835	-2:44.249
3	1:34.752	-6.083
4	1:33.594	-1.158
5	1:31.912	-1.682
6	1:31.940	+0.028
7	1:32.006	+0.066
8	1:31.957	-0.049
9	1:31.284	-0.673

### (78) CAMPBELL CARLYLE

0	1:48.462	
p1	4:25.440	+2:36.978
2	1:36.567	-2:48.873
3	1:28.341	-8.226
4	1:30.143	+1.802
5	1:26.390	-3.753
6	1:27.802	+1.412
7	1:29.874	+2.072
8	1:36.769	+6.895
9	1:34.889	-1.880

### (74) SEAN KEARNEY

0	1:49.200	
p1	4:23.407	+2:34.207
2	1:35.920	-2:47.487
3	1:33.063	-2.857
4	1:35.745	+2.682
5	1:36.611	+0.866
6	1:35.279	-1.332
7	1:34.658	-0.621
8	1:32.695	-1.963

### (115) SHERIDAN EMPEY

0	1:47.907	
p1	4:25.886	+2:37.979
2	1:37.024	-2:48.862
3	1:27.840	-9.184
4	1:31.775	+3.935
5	1:26.534	-5.241
6	1:28.131	+1.597
7	1:36.602	+8.471
8	1:32.486	-4.116
9	1:27.937	-4.549

### (54) KEITH FUKUSHIMA

0	1:59.755	
p1	4:12.287	+2:12.532
2	1:45.633	-2:26.654
3	1:46.146	+0.513
4	1:42.802	-3.344
5	1:42.326	-0.476
6	1:39.600	-2.726
7	1:38.079	-1.521

### (56)

0	1:58.288	
p1	4:14.279	+2:15.991
2	1:38.839	-2:35.440
3	2:19.661	+40.822

Printed: 04/04/2004 10:01:45 AM

Licensed to: SCCBC

Chief of Timing & Scoring:

Date:

Signed:



www.amb-it.com  
Orbits 1.0



# April Flowers Weekend

## Solo 1 Practice 2 Practice

Mission Raceway Park (2.12 Km)

03/04/2004 1:55 PM

**(26) KARL HUNTER**

1	1:24.209	
2	<b>1:23.809</b>	-0.400
3	1:31.299	+7.490
4	1:26.743	-4.556
5	1:26.312	-0.431
6	1:25.304	-1.008

8	1:28.303	-1.960
9	1:33.800	+5.497
10	1:25.621	-8.179

**(22) TONY SCOTT**

**(115) SHERIDAN EMPEY**

1	1:36.185	
2	1:27.095	-9.090
3	<b>1:26.428</b>	-0.667
4	1:28.190	+1.762
5	1:29.728	+1.538
6	1:27.769	-1.959
7	1:29.957	+2.188
8	1:31.208	+1.251
9	1:35.952	+4.744
10	1:27.188	-8.764

**(6) CLAY GJERNES**

1	1:35.662	
2	1:26.811	-8.851
3	1:25.852	-0.959
4	1:25.295	-0.557
5	1:24.946	-0.349
6	<b>1:24.394</b>	-0.552
7	1:24.402	+0.008
8	1:25.992	+1.590
9	1:27.212	+1.220
10	1:36.014	+8.802

**(120) TROY BUXTON**

1	1:39.335	
2	1:30.874	-8.461
3	1:29.433	-1.441
4	<b>1:29.013</b>	-0.420
5	1:29.841	+0.828
6	1:32.118	+2.277
7	1:50.887	+18.769
8	1:32.778	-18.109
9	1:31.515	-1.263

**(56) DAVID KRULITSKI**

1	1:38.909	
2	1:40.195	+1.286
3	1:26.491	-13.704
4	<b>1:24.613</b>	-1.878
5	1:27.504	+2.891
6	1:40.280	+12.776
7	1:38.616	-1.664
8	1:25.899	-12.717
9	1:36.786	+10.887

**(125) SCOTT HULAN**

1	1:38.280	
2	1:32.613	-5.667
3	1:31.910	-0.703
4	1:31.902	-0.008
5	<b>1:31.612</b>	-0.290
6	1:32.615	+1.003
7	1:35.217	+2.602
8	1:31.940	-3.277
9	1:31.770	-0.170

**(74) SEAN KEARNEY**

1	1:39.334	
p2	2:16.884	+37.550
3	1:33.067	-43.817
4	<b>1:25.035</b>	-8.032
5	1:27.730	+2.695
6	1:35.302	+7.572
7	1:28.240	-7.062
8	1:33.738	+5.498
9	1:38.851	+5.113

**(54) KEITH FUKUSHIMA**

1	1:44.312	
2	1:34.931	-9.381
3	<b>1:31.939</b>	-2.992
4	1:36.495	+4.556
p5	2:12.765	+36.270
6	1:40.775	-31.990
7	1:34.362	-6.413
8	1:37.074	+2.712
9	1:33.938	-3.136

**(78) CAMPBELL CARLYLE**

1	1:37.422	
2	1:29.716	-7.706
3	1:25.547	-4.169
4	<b>1:25.098</b>	-0.449
5	1:27.902	+2.804
6	1:26.461	-1.441
7	1:30.263	+3.802

**(2) HERB RUPPE**

# April Flowers Weekend

## Solo 1 Timed Runs Qualify

Mission Raceway Park (2.12 Km)

03/04/2004 5:15 PM

(74) SEAN KEARNEY  
1 1:38.128  
2 1:24.165 -13.963  
3 1:22.882 -1.283  
4 1:24.305 +1.423

2 1:31.396 -5.829  
3 1:31.947 +0.551  
4 1:31.236 -0.711

(2) HERB RUPPE

(26) KARL HUNTER  
1 1:33.491  
2 1:23.895 -9.596  
3 1:23.549 -0.346  
4 1:23.341 -0.208

(22) TONY SCOTT

(56) DAVID KRULITSKI  
1 1:49.237  
2 1:24.275 -24.962  
3 1:24.475 +0.200  
4 1:25.301 +0.826

(6) CLAY GJERNES  
1 1:41.077  
2 1:25.363 -15.714  
3 1:24.682 -0.681  
4 1:24.806 +0.124

(78) CAMPBELL CARLYLE  
1 1:39.573  
2 1:26.496 -13.077  
3 1:25.782 -0.714  
4 1:26.039 +0.257

(115) SHERIDAN EMPEY  
1 1:36.477  
2 1:26.894 -9.583  
3 1:26.493 -0.401  
4 1:26.137 -0.356

(64) KEITH FUKUSHIMA  
1 1:43.019  
2 1:30.958 -12.061  
3 1:30.889 -0.069  
4 1:29.080 -1.809

(120) TROY BUXTON  
1 1:35.501  
2 1:29.677 -5.824  
3 1:31.199 +1.522  
4 1:30.537 -0.662

(125) SCOTT HULAN  
1 1:37.225

Printed: 04/04/2004 10:03:16 AM

Licensed to: SCCBC

Chief of Timing & Scoring:

Date:

Signed:



www.amb-it.com  
Orbits 1.0




# April Flowers Weekend

Vintage  
Practice  
Practice

Mission Raceway Park (2.12 Km)

04/04/2004 9:00 AM



**(71) HUGH ARCHER**

1	2:09.210	
2	1:31.820	-37.390
3	1:26.630	-5.190
4	1:22.270	-4.360
5	1:23.162	+0.892
6	1:21.411	-1.751
7	1:21.478	+0.067
8	1:22.591	+1.113
9	1:21.086	-1.505
10	1:24.219	+3.133

7 **1:29.665** -1.421

8	1:31.233	+1.568
9	1:36.093	+4.860

**(77) FRANK CHYNORANSKY**

1	1:45.684	
p2	2:33.691	+48.007
3	1:35.644	-58.047
p4	2:21.498	+45.854
5	1:35.331	-46.167
6	1:29.768	-5.563

**(35) MICHAEL ZBARSKY**

1	2:13.018	
2	1:45.098	-27.920
3	1:42.857	-2.241
4	1:40.847	-2.010
5	1:39.714	-1.133
6	1:38.871	-0.843
7	1:38.876	+0.005
8	1:39.295	+0.419

**(44) JOHN MCCOY**

1	1:43.662	
2	1:29.063	-14.599
3	1:26.047	-3.016
4	1:25.997	-0.050
5	1:26.088	+0.091
6	1:24.891	-1.197
7	1:26.973	+2.082
8	1:26.431	-0.542

**(29) MIKE STACEY**

1	2:06.780	
2	1:39.164	-27.616
3	1:33.782	-5.382
4	1:31.413	-2.369
5	1:30.477	-0.936
6	1:30.519	+0.042
7	1:29.911	-0.608
8	1:33.588	+3.677
9	1:32.078	-1.510

**(106) IVAN LESSNER**

1	1:55.886	
2	1:47.863	-8.023
3	1:41.186	-6.677
4	1:44.058	+2.872
5	1:40.373	-3.685
6	1:40.117	-0.256
7	1:42.192	+2.075

**(8) PAUL KUCKEIN**

1	2:05.252	
2	1:42.331	-22.921
3	1:33.119	-9.212
4	1:31.988	-1.131
5	1:31.496	-0.492
6	1:28.814	-2.682
7	1:27.345	-1.469
8	1:30.364	+3.019
9	1:30.734	+0.370

**(48) GARY SILCOX**

1	1:46.692	
2	1:40.088	-6.604
3	1:37.610	-2.478
4	1:31.099	-6.511
5	1:29.974	-1.125
6	1:31.915	+1.941
7	1:32.487	+0.572

**(82) RON DEMPSEY**

1	2:10.274	
2	1:46.624	-23.650
3	1:44.324	-2.300
4	1:41.537	-2.787
5	1:41.976	+0.439
6	1:42.245	+0.269
p7	2:45.767	+1:03.522
8	1:40.310	-1:05.457

**(73) DON BENSON**

1	1:48.390	
2	1:33.146	-15.244
3	1:29.453	-3.693
4	1:30.857	+1.404
5	1:31.131	+0.274
6	1:27.380	-3.751
7	1:39.677	+12.297
8	1:29.757	-9.920

**(50) FRANK WINTERLINK**

1	2:07.439	
p2	2:53.682	+46.243
3	1:39.839	-1:13.843
p4	3:06.792	+1:26.953
5	1:42.675	-1:24.117
6	1:35.163	-7.512
7	1:33.677	-1.486

**(38) GUNTER PICHLER**

1	2:09.615	
2	1:44.992	-24.623
3	1:40.827	-4.165
4	1:44.162	+3.335
5	1:40.834	-3.328
6	1:45.782	+4.948
7	1:40.646	-5.136
8	1:46.239	+5.593

**(71) MARK BROWN**

1	2:02.706	
2	1:40.800	-21.906
3	1:37.060	-3.740
4	1:33.066	-3.994
5	1:33.765	+0.699
6	1:31.086	-2.679

**(669) JEFF LARSON**

1	1:39.505	
2	1:36.996	-2.509

**(12) LEIGH ANDERSON**

**(66) EVAN WILLIAMS**

**(260) STEPHEN CLARK**

**(64) MIKE TATE**


1	1:57.385	
2	1:42.852	-14.533
3	1:40.261	-2.591
4	1:38.384	-1.877

# April Flowers Weekend

## Vintage Qualify Qualify

Mission Raceway Park (2.12 Km)

04/04/2004 12:00 PM



**(711) HUGH ARCHER**

1	1:40.620	
2	1:28.015	-12.605
3	1:25.514	-2.501
4	1:24.547	-0.967
5	1:21.475	-3.072
6	1:22.135	+0.660
7	1:21.375	-0.760
8	1:28.908	+7.533
9	1:23.336	-5.572
10	1:22.408	-0.928

**(44) JOHN MCCOY**

1	1:53.149	
2	1:31.949	-21.200
3	1:24.621	-7.328
4	1:30.725	+6.104
5	1:24.484	-6.241
6	1:24.510	+0.026
7	1:24.562	+0.052
8	1:30.319	+5.757
9	1:25.674	-4.645
10	1:24.055	-1.619

**(8) PAUL KUCKEIN**

1	1:39.558	
p2	3:37.254	+1:57.696
3	1:30.588	-2:06.666
4	1:26.033	-4.555
5	1:27.472	+1.439
6	1:26.692	-0.780
7	1:26.508	-0.184

**(73) DON BENSON**

1	2:01.389	
2	1:32.364	-29.025
3	1:29.656	-2.708
4	1:28.308	-1.348
5	1:27.121	-1.187
6	1:26.689	-0.432
7	1:29.281	+2.592
8	1:26.984	-2.297
9	1:31.846	+4.862

**(38) GUNTER PICHLER**

1	1:48.718	
2	1:40.858	-7.860
3	1:34.605	-6.253
4	1:30.239	-4.366
5	1:26.849	-3.390

6 1:28.622 +1.773

7	1:27.772	-0.850
8	1:26.791	-0.981
9	1:27.328	+0.537

**(669) JEFF LARSON**

1	1:50.318	
2	1:29.029	-21.289
3	1:27.031	-1.998
4	2:00.563	+33.532
5	1:30.409	-30.154
6	1:30.001	-0.408
7	1:33.010	+3.009
8	1:29.873	-3.137
9	1:27.843	-2.030

**(48) GARY SILCOX**

1	1:49.932	
2	1:30.454	-19.478
3	1:29.103	-1.351
4	1:29.062	-0.041
5	1:29.136	+0.074
6	1:28.557	-0.579

**(71) MARK BROWN**

1	1:58.087	
2	1:34.227	-23.860
3	1:30.524	-3.703
4	1:29.260	-1.264
5	1:30.973	+1.713
6	1:31.079	+0.106
7	1:29.774	-1.305
8	1:29.198	-0.576
9	1:30.633	+1.435

**(29) MIKE STACEY**

1	1:56.764	
2	1:36.688	-20.076
3	1:31.718	-4.970
4	1:32.889	+1.171
5	1:30.687	-2.202
6	1:29.599	-1.088
7	1:29.997	+0.398
8	1:29.720	-0.277
9	1:30.098	+0.378

**(77) FRANK CHYNORANSKY**

1	1:58.779	
2	1:32.975	-25.804
3	1:33.247	+0.272

4 1:31.902 -1.345

5	1:32.065	+0.163
6	1:30.292	-1.773
7	1:31.443	+1.151
8	1:31.050	-0.393
9	1:32.217	+1.167

**(50) FRANK WINTERLINK**

1	1:48.404	
2	1:36.465	-11.939
3	1:33.902	-2.563
4	1:32.939	-0.963
5	1:31.980	-0.959
6	1:34.105	+2.125
7	1:38.393	+4.288
8	1:33.106	-5.287

**(12) LEIGH ANDERSON**

1	1:54.760	
2	1:42.555	-12.205
3	1:38.225	-4.330
4	1:37.523	-0.702
5	1:36.832	-0.691
6	1:35.752	-1.080
7	1:36.097	+0.345
8	1:34.850	-1.247
9	1:36.070	+1.220

**(82) RON DEMPSEY**

1	1:56.388	
2	1:38.576	-17.812
3	1:35.095	-3.481
4	1:36.974	+1.879
5	1:36.084	-0.890
6	1:38.071	+1.987
7	1:36.383	-1.688
8	1:35.746	-0.637
9	1:35.224	-0.522

**(64) MIKE TATE**

1	1:56.998	
2	1:37.552	-19.446
3	1:35.827	-1.725
4	1:37.166	+1.339
5	1:36.272	-0.894
6	1:37.386	+1.114
7	1:37.429	+0.043
8	1:35.129	-2.300
9	1:35.194	+0.065

**(35) MICHAEL ZBARSKY**

1	1:55.100	
2	1:40.672	-14.428
3	1:37.903	-2.769
4	1:40.358	+2.455
5	1:40.027	-0.331
6	1:39.130	-0.897
7	1:38.770	-0.360

**(106) IVAN LESSNER**

1	1:53.275	
2	1:44.519	-8.756
3	1:43.949	-0.570
4	1:41.428	-2.521
5	1:39.747	-1.681
6	1:40.331	+0.584
7	1:40.497	+0.166
8	1:39.600	-0.897

**(66) EVAN WILIAMS**

**(260) STEPHEN CLARK**

Chief of Timing & Scoring:

Date:

Signed:




# April Flowers Weekend

## Vintage Race 2 Race

Mission Raceway Park (2.12 Km)

04/04/2004 4:30 PM



### (71) HUGH ARCHER

0	3:00.823	
1	1:24.323	-1:36.500
2	1:21.031	-3.292
3	1:21.241	+0.210
4	1:20.752	-0.489
5	1:20.830	+0.078
6	1:21.038	+0.208
7	1:23.025	+1.987
8	1:23.027	+0.002
9	1:20.766	-2.261
10	1:20.222	-0.544
11	1:21.551	+1.329
12	1:24.222	+2.671
13	1:25.203	+0.981
14	1:30.723	+5.520

### (38) GUNTER PICHLER

0	2:59.069	
1	1:27.347	-1:31.722
2	1:25.217	-2.130
3	1:25.238	+0.021
4	1:25.354	+0.116
5	1:24.302	-1.052
6	1:24.510	+0.208
7	1:25.056	+0.546
8	1:24.794	-0.262
9	1:24.734	-0.060
10	1:24.830	+0.096
11	1:24.432	-0.398
12	1:25.312	+0.880
13	1:25.567	+0.255
14	1:27.384	+1.817

### (44) JOHN MCCOY

0	3:01.049	
1	1:43.103	-1:17.946
2	1:26.962	-16.141
3	1:24.228	-2.734
4	1:24.529	+0.301
5	1:24.788	+0.259
6	1:24.298	-0.490
7	1:24.120	-0.178
8	1:25.480	+1.360
9	1:24.156	-1.324
10	1:24.037	-0.119
11	1:25.104	+1.067
12	1:24.276	-0.828
13	1:24.496	+0.220
14	1:23.881	-0.615

### (77) FRANK CHYNORANSKY

0	2:59.629	
1	1:31.932	-1:27.697
2	1:28.819	-3.113
3	1:27.324	-1.495
4	1:27.020	-0.304
5	1:27.478	+0.458
6	1:28.409	+0.931
7	1:28.287	-0.122
8	1:28.044	-0.243
9	1:27.242	-0.802
10	1:26.800	-0.442
11	1:27.355	+0.555
12	1:26.622	-0.733
13	1:27.218	+0.596
14	1:28.147	+0.929

### (711) MARK BROWN

0	2:56.622	
1	1:32.677	-1:23.945
2	1:28.245	-4.432
3	1:29.949	+1.704
4	1:29.231	-0.718
5	1:28.563	-0.668
6	1:26.900	-1.663
7	1:27.278	+0.378
8	1:26.747	-0.531
9	1:27.059	+0.312
10	1:26.102	-0.957
11	1:26.365	+0.263
12	1:27.450	+1.085
13	1:29.336	+1.886
14	1:32.420	+3.084

### (669) JEFF LARSON

0	2:55.875	
1	1:32.973	-1:22.902
2	1:28.137	-4.836
3	1:27.205	-0.932
4	1:27.576	+0.371
5	1:32.864	+5.288
6	1:27.909	-4.955
7	1:28.115	+0.206
8	1:29.145	+1.030
9	1:28.331	-0.814
10	1:32.718	+4.387
11	1:29.151	-3.567
12	1:28.988	-0.163
13	1:28.717	-0.271

### (64) MIKE TATE

0	2:51.733	
1	1:36.393	-1:15.340
2	1:34.652	-1.741
3	1:34.754	+0.102
4	1:34.516	-0.238
5	1:34.727	+0.211
6	1:34.421	-0.306
7	1:35.350	+0.929
8	1:33.522	-1.828
9	1:35.271	+1.749
10	1:36.353	+1.082
11	1:35.697	-0.656
12	1:35.017	-0.680
13	1:35.051	+0.034

### (82) RON DEMPSEY

0	2:54.778	
1	1:37.238	-1:17.540
2	1:34.365	-2.873
3	1:35.448	+1.083
4	1:35.306	-0.142
5	1:35.934	+0.628
6	1:35.548	-0.386
7	1:35.180	-0.368
8	1:34.508	-0.672
9	1:36.909	+2.401
10	1:37.453	+0.544
11	1:38.935	+1.482
12	1:36.836	-2.099
13	1:37.839	+1.003

### (12) LEIGH ANDERSON

0	2:52.206	
1	1:40.012	-1:12.194
2	1:35.845	-4.167
3	1:36.488	+0.643
4	1:35.809	-0.679
5	1:36.285	+0.476
6	1:37.580	+1.295
7	1:36.226	-1.354
8	1:37.640	+1.414
9	1:35.774	-1.866
10	1:35.768	-0.006
11	1:38.527	+2.759
12	1:38.834	+0.307

### (106) IVAN LESSNER

0	2:50.380	
---	----------	--

1	1:44.487	-1:05.893
2	1:37.781	-6.706
3	1:38.543	+0.762
4	1:37.352	-1.191
5	1:38.147	+0.795
6	1:39.877	+1.730
7	1:38.805	-1.072
8	1:40.553	+1.748
9	1:39.392	-1.161
10	1:39.977	+0.585
11	1:39.821	-0.156
12	1:37.932	-1.889

### (35) MICHAEL ZBARSKY

0	2:48.720	
1	1:44.719	-1:04.001
2	1:38.186	-6.533
3	1:38.258	+0.072
4	1:38.221	-0.037
5	1:37.234	-0.987
6	1:40.883	+3.649
7	1:38.301	-2.582
8	1:40.129	+1.828
9	1:39.903	-0.226
10	1:39.001	-0.902
11	1:40.168	+1.167
12	1:38.284	-1.884

### (73) DON BENSON

0	2:56.234	
1	1:32.339	-1:23.895
2	1:28.331	-4.008
3	1:27.411	-0.920
4	1:27.618	+0.207

### (8) PAUL KUCKEIN

### (29) MIKE STACEY

### (48) GARY SILCOX

### (50) FRANK WINTERLINK

### (66) EVAN WILIAMS

### (260) STEPHEN CLARK

Printed: 04/04/2004 05:07:01 PM

Licensed to: SCCBC

Chief of Timing & Scoring:

Date:

Signed:



www.amb-it.com  
Orbits 1.0



# April Flowers Weekend

## Vintage Race 1 Race

Mission Raceway Park (2.12 Km)

04/04/2004 2:30 PM

### (71) HUGH ARCHER

0	2:50.039	
1	2:26.640	-23.399
2	1:23.430	-1:03.210
3	1:20.366	-3.064
4	1:20.322	-0.044
5	1:19.919	-0.403
6	1:20.909	+0.990
7	1:22.413	+1.504
8	1:21.731	-0.682
9	1:21.247	-0.484
10	1:21.042	-0.205
11	1:23.389	+2.347
12	1:23.714	+0.325
13	1:20.617	-3.097

### 1 2:24.735 -17.910

2	1:30.873	-53.862
3	1:27.628	-3.245
4	1:27.484	-0.144
5	1:26.760	-0.724
6	1:27.221	+0.461
7	1:26.790	-0.431
8	1:26.488	-0.302
9	1:27.478	+0.990
10	1:26.440	-1.038
11	1:26.255	-0.185
12	1:27.873	+1.618
13	1:26.961	-0.912

### (711) MARK BROWN

0	2:43.594	
1	2:25.701	-17.893
2	1:31.664	-54.037
3	1:27.713	-3.951
4	1:26.675	-1.038
5	1:27.028	+0.353
6	1:27.372	+0.344
7	1:26.429	-0.943
8	1:27.297	+0.868
9	1:27.469	+0.172
10	1:27.987	+0.518
11	1:26.195	-1.792
12	1:26.717	+0.522
13	1:25.950	-0.767

### (73) DON BENSON

0	2:46.707	
1	2:26.624	-20.083
2	1:29.520	-57.104
3	1:27.629	-1.891
4	1:27.770	+0.141
5	1:27.354	-0.416
6	1:27.924	+0.570
7	1:26.859	-1.065
8	1:27.881	+1.022
9	1:27.013	-0.868
10	1:27.005	-0.008
11	1:26.313	-0.692
12	1:28.138	+1.825
13	1:28.892	+0.754

### (669) JEFF LARSON

0	2:36.458	
1	2:21.787	-14.671
2	1:35.705	-46.082

### (44) JOHN MCCOY

0	2:50.519	
1	2:26.554	-23.965
2	1:26.493	-1:00.061
3	1:25.049	-1.444
4	1:24.304	-0.745
5	1:24.041	-0.263
6	1:23.991	-0.050
7	1:25.391	+1.400
8	1:24.492	-0.899
9	1:24.487	-0.005
10	1:26.028	+1.541
11	1:24.318	-1.710
12	1:24.042	-0.276
13	1:25.087	+1.045

### (38) GUNTER PICHLER

0	2:45.792	
1	2:25.927	-19.865
2	1:28.004	-57.923
3	1:23.997	-4.007
4	1:25.672	+1.675
5	1:24.378	-1.294
6	1:26.353	+1.975
7	1:26.789	+0.436
8	1:26.594	-0.195
9	1:26.445	-0.149
10	1:27.207	+0.762
11	1:26.153	-1.054
12	1:25.916	-0.237
13	1:28.078	+2.162

### (77) FRANK CHYNORANSKY

0	2:42.645	
---	----------	--

### 3 1:27.884 -7.821

4	1:28.520	+0.636
5	1:27.582	-0.938
6	1:28.163	+0.581
7	1:29.127	+0.964
8	1:30.862	+1.735
9	1:27.775	-3.087
10	1:29.516	+1.741
11	1:30.545	+1.029
12	1:31.708	+1.163

### (29) MIKE STACEY

0	2:44.639	
1	2:25.261	-19.378
2	1:31.841	-53.420
3	1:28.435	-3.406
4	1:29.065	+0.630
5	1:29.574	+0.509
6	1:29.455	-0.119
7	1:32.095	+2.640
8	1:29.988	-2.107
9	1:28.879	-1.109
10	1:29.341	+0.462
11	1:30.810	+1.469
12	1:30.741	-0.069

### (50) FRANK WINTERLINK

0	2:41.982	
1	2:24.442	-17.540
2	1:33.050	-51.392
3	1:29.604	-3.446
4	1:30.830	+1.226
5	1:30.708	-0.122
6	1:29.653	-1.055
7	1:28.625	-1.028
8	1:28.748	+0.123
9	1:28.979	+0.231
10	1:31.672	+2.693
11	1:29.994	-1.678
12	1:34.278	+4.284

### (82) RON DEMPSEY

0	2:40.470	
1	2:23.633	-16.837
2	1:39.862	-43.771
3	1:35.135	-4.727
4	1:36.855	+1.720
5	1:34.877	-1.978
6	1:33.992	-0.885
7	1:33.611	-0.381

### 8 1:34.291 +0.680

9	1:33.909	-0.382
10	1:33.290	-0.619
11	1:33.474	+0.184
12	1:32.538	-0.936

### (64) MIKE TATE

0	2:39.191	
1	2:23.729	-15.462
2	1:38.527	-45.202
3	1:35.335	-3.192
4	1:35.233	-0.102
5	1:35.193	-0.040
6	1:35.467	+0.274
7	1:33.772	-1.695
8	1:35.512	+1.740
9	1:33.808	-1.704
10	1:33.830	+0.022
11	1:34.069	+0.239
12	1:31.932	-2.137

### (12) LEIGH ANDERSON

0	2:41.208	
1	2:24.697	-16.511
2	1:38.127	-46.570
3	1:36.013	-2.114
4	1:38.236	+2.223
5	1:36.948	-1.288
6	1:36.501	-0.447
7	1:36.066	-0.435
8	1:37.048	+0.982
9	1:37.585	+0.537
10	1:35.964	-1.621
11	1:35.964	-0.000
12	1:36.812	+0.848

### (106) IVAN LESSNER

0	2:37.772	
1	2:23.021	-14.751
2	1:43.652	-39.369
3	1:38.727	-4.925
4	1:39.226	+0.499
5	1:39.379	+0.153
6	1:38.947	-0.432
7	1:39.316	+0.369
8	1:38.521	-0.795
9	1:37.972	-0.549
10	1:38.404	+0.432
11	1:40.419	+2.015

### (35) MICHAEL ZBARSKY

0	2:38.974	
1	2:22.397	-16.577
2	1:44.560	-37.837
3	1:38.820	-5.740
4	1:38.934	+0.114
5	1:39.615	+0.681
6	1:38.621	-0.994
7	1:39.740	+1.119
8	1:38.748	-0.992
9	1:37.766	-0.982
10	1:38.217	+0.451
11	1:40.115	+1.898

### (8) PAUL KUCKEIN

0	2:46.263	
1	2:26.903	-19.360
2	1:26.436	-1:00.467
3	1:25.300	-1.136
4	1:28.090	+2.790

### (48) GARY SILCOX

### (66) EVAN WILLIAMS

### (260) STEPHEN CLARK

# April Flowers Weekend

## West Coast Challenge

Mission Raceway Park (2.12 Km)

Practice

Practice

03/04/2004 10:50 AM

### (36) M.KAERNE

0	1:34.200	
1	1:21.719	-12.481
2	1:19.634	-2.085
3	1:19.202	-0.432
4	1:18.192	-1.010
5	1:21.064	+2.872
6	1:19.680	-1.384
7	1:19.178	-0.502
8	1:20.112	+0.934
9	1:19.465	-0.647

1	1:39.609	-10.860
2	1:32.659	-6.950
3	1:31.653	-1.006
4	1:29.607	-2.046
5	1:28.346	-1.261
6	1:33.202	+4.856
7	1:31.489	-1.713

### (34) T.BALDASSARRE L.QUINN

0	1:41.100	
1	1:38.264	-2.836
2	1:35.394	-2.870
3	1:33.941	-1.453
4	1:33.150	-0.791
5	1:36.419	+3.269
p6	2:42.761	+1:06.342
7	1:41.994	-1:00.767

### (23) R.MILNE

0	1:34.971	
1	1:27.133	-7.838
2	1:27.130	-0.003
3	1:25.980	-1.150
4	1:25.475	-0.505
5	1:24.856	-0.619
6	1:24.948	+0.092
7	1:25.032	+0.084
8	1:24.839	-0.193
9	1:24.180	-0.659

### (5) S.FRETENBURG

### (20) A.BEMBEN R.ENNIS

### (24) D.CORMIER

### (02) H.WATSON T.PEARSON

0	1:43.230	
1	1:31.738	-11.492
2	1:27.190	-4.548
3	1:28.710	+1.520
4	1:26.910	-1.800
5	1:26.314	-0.596
6	1:27.260	+0.946
7	1:26.131	-1.129
8	1:25.600	-0.531
9	1:26.908	+1.308

### (85) F.HENDY

### (91) M.KARL L.COSTANTINO

### (97) O.WALSTROM

### (145) D.SIMPSON

### (188) G.CARTER A.CARTER

### (29) P.SKINNER

0	1:37.464	
1	1:28.182	-9.282
2	1:29.797	+1.615
3	1:28.658	-1.139
4	1:29.050	+0.392
5	1:29.504	+0.454
6	1:28.680	-0.824
7	1:28.858	+0.178
8	1:30.654	+1.796
9	1:28.580	-2.074

### (50) I.THOMAS S.PARKER

0	1:50.469	
---	----------	--

Printed: 04/04/2004 10:13:54 AM

Licensed to: SCCBC

Chief of Timing & Scoring:

Date:

Signed:



www.amb-it.com  
Orbits 1.0



# April Flowers Weekend

## West Coast Challenge

### Sat Qualify

### Qualify

## Mission Raceway Park (2.12 Km)

03/04/2004 2:20 PM

### Qualify Results

Pos	PIC	No.	Name	Class	Best Tm	Diff	Best Spd	In Lap	Group	Town
<b>Not qualified from here:</b>										
24		D.	CORMIER	P1	1:14.206	-.----	102.849	9	WSC	SIDNEY, BC
36		M.	KAERNE	P1	1:19.826	5.620	95.608	11	WSC	BURNABY, BC
188		G.	CARTER A.CARTER	P2	1:22.857	8.651	92.111	4	WSC	KELOWNA, BC
02		H.	WATSON T.PEARSC	P1	1:22.971	8.765	91.984	5	WSC	BURNABY / NEW WESTI
50		I.	THOMAS S.PARKER	P3	1:24.996	10.790	89.792	8	WSC	N.VAN/RICHMOND, BC
9		C.	HAHLEN	P3	1:25.289	11.083	89.484	4	WSC	CHILLIWACK, BC
23		R.	MILNE	P4	1:25.300	11.094	89.472	7	WSC	WHISTLER, BC
29		P.	SKINNER	P4	1:27.071	12.865	87.653	2	WSC	ALDERGROVE, BC
45		D.	SIMPSON	P4	1:28.849	14.643	85.899	7	WSC	BURNABY, BC
5		S.	FRETENBURG	P2	-.---	-.----	0.000	0	WSC	DELTA, BC
20		A.	BEMBEN R.ENNIS	P3	-.---	-.----	0.000	0	WSC	N.VANCOUVER, BC
34		T.	BALDASSARRE L.QI	P3	-.---	-.----	0.000	0	WSC	BURNABY/NEW WEST, I
85		F.	HENDY	P1	-.---	-.----	0.000	0	WSC	GARIBALDI HIGHLANDS
91		M.	KARL L.COSTANTIN	P2	-.---	-.----	0.000	0	WSC	COQUITLAM, BC
97		O.	WALSTROM	P3	-.---	-.----	0.000	0	WSC	LADNER, BC
145		D.	SIMPSON	P4	-.---	-.----	0.000	0	WSC	BURNABY, BC

Printed: 04/04/2004 10:04:47 AM

Licensed to: SCCBC

Chief of Timing & Scoring:

Date:

Signed:



www.amb-it.com  
Orbits 1.0



# April Flowers Weekend

## West Coast Challenge

### Race

### Race

## Mission Raceway Park (2.12 Km)

04/04/2004 1:15 PM

#### (24) D.CORMIER

0	2:41.586	
1	1:18.064	-1:23.522
2	1:14.864	-3.200
3	1:15.882	+1.018
4	1:16.267	+0.385
5	1:16.004	-0.263
6	1:17.259	+1.255
7	1:16.896	-0.363
8	1:17.272	+0.376
9	1:17.036	-0.236
10	1:20.297	+3.261
11	1:16.302	-3.995
12	1:16.382	+0.080
13	1:16.018	-0.364
14	1:17.276	+1.258
15	1:16.083	-1.193
16	1:17.111	+1.028
17	1:17.291	+0.180
18	1:17.043	-0.248
19	1:17.657	+0.614
20	1:17.222	-0.435
21	1:17.168	-0.054
22	1:16.918	-0.250
23	1:17.025	+0.107
p24	2:37.307	+1:20.282
25	1:40.866	-56.441
26	2:17.740	+36.874
27	1:17.674	-1:00.066
28	1:16.803	-0.871
29	1:16.157	-0.646
30	1:16.695	+0.538
31	1:15.704	-0.991
32	1:15.467	-0.237
33	1:19.192	+3.725
34	1:17.021	-2.171
35	1:17.891	+0.870
36	1:16.925	-0.966
37	1:16.914	-0.011
38	1:17.722	+0.808
39	1:18.782	+1.060
40	1:17.646	-1.136
41	1:18.353	+0.707
42	1:19.070	+0.717
43	1:18.004	-1.066
44	1:17.406	-0.598

#### (36) M.KAERNE

0	2:40.716	
1	1:23.524	-1:17.192

2	1:19.696	-3.828
3	1:20.489	+0.793
4	1:21.746	+1.257
5	1:21.563	-0.183
6	1:21.119	-0.444
7	1:21.527	+0.408
8	1:20.400	-1.127
9	1:23.049	+2.649
10	1:24.279	+1.230
11	1:24.290	+0.011
12	1:23.356	-0.934
13	1:22.167	-1.189
14	1:22.377	+0.210
15	1:23.275	+0.898
16	1:22.071	-1.204
17	1:23.008	+0.937
18	1:22.528	-0.480
19	1:24.337	+1.809
20	1:24.140	-0.197
p21	2:40.091	+1:15.951
22	1:36.438	-1:03.653
23	1:59.754	+23.316
24	1:32.336	-27.418
25	1:29.357	-2.979
26	1:22.716	-6.641
27	1:21.886	-0.830
28	1:22.567	+0.681
29	1:22.812	+0.245
30	1:22.627	-0.185
31	1:23.699	+1.072
32	1:22.613	-1.086
33	1:21.320	-1.293
34	1:21.673	+0.353
35	1:21.772	+0.099
36	1:23.598	+1.826
37	1:22.166	-1.432
38	1:23.113	+0.947
39	1:22.512	-0.601
40	1:21.552	-0.960
41	1:22.027	+0.475
42	1:21.701	-0.326

#### (02) H.WATSON T.PEARSON

0	2:40.526	
1	1:25.554	-1:14.972
2	1:24.340	-1.214
3	1:23.898	-0.442
4	1:24.333	+0.435
5	1:24.914	+0.581
6	1:24.323	-0.591

7	1:24.537	+0.214
8	1:23.912	-0.625
9	1:23.833	-0.079
10	1:22.820	-1.013
11	1:22.742	-0.078
12	1:22.716	-0.026
13	1:24.223	+1.507
14	1:22.692	-1.531
15	1:23.079	+0.387
16	1:26.666	+3.587
17	1:24.995	-1.671
18	1:22.737	-2.258
19	1:22.672	-0.065
p20	3:11.957	+1:49.285
21	1:30.740	-1:41.217
22	2:22.500	+51.760
23	1:28.095	-54.405
24	1:24.782	-3.313
25	1:24.146	-0.636
26	1:23.627	-0.519
27	1:23.793	+0.166
28	1:22.547	-1.246
29	1:23.724	+1.177
30	1:22.641	-1.083
31	1:22.344	-0.297
32	1:22.832	+0.488
33	1:24.210	+1.378
34	1:22.150	-2.060
35	1:21.856	-0.294
36	1:21.499	-0.357
37	1:22.149	+0.650
38	1:21.578	-0.571
39	1:21.466	-0.112
40	1:22.968	+1.502
41	1:21.360	-1.608

#### (50) I.THOMAS S.PARKER

0	2:34.657	
1	1:29.421	-1:05.236
2	1:27.625	-1.796
3	1:24.336	-3.289
4	1:23.664	-0.672
5	1:24.044	+0.380
6	1:23.437	-0.607
7	1:24.146	+0.709
8	1:23.761	-0.385
9	1:23.956	+0.195
10	1:24.628	+0.672
11	1:25.084	+0.456
12	1:25.894	+0.810

13	1:26.321	+0.427
14	1:24.581	-1.740
15	1:23.852	-0.729
16	1:24.446	+0.594
17	1:24.219	-0.227
18	1:24.904	+0.685
19	1:24.610	-0.294
20	1:25.194	+0.584
21	1:25.701	+0.507
p22	2:46.614	+1:20.913
23	1:38.087	-1:08.527
24	2:00.564	+22.477
25	1:24.783	-35.781
26	1:23.739	-1.044
27	1:23.628	-0.111
28	1:23.329	-0.299
29	1:25.701	+0.616
30	1:24.115	+0.170
31	1:24.726	+0.611
32	1:24.519	-0.207
33	1:24.093	-0.426
34	1:23.760	-0.333
35	1:24.507	+0.747
36	1:24.461	-0.046
37	1:24.557	+0.096
38	1:24.051	-0.506
39	1:23.955	-0.096
40	1:23.943	-0.012
41	1:25.489	+1.546

#### (23) R.MILNE

0	2:38.762	
1	1:29.604	-1:09.158
2	1:25.659	-3.945
3	1:25.311	-0.348
4	1:26.994	+1.683
5	1:24.886	-2.108
6	1:24.099	-0.787
7	1:24.604	+0.505
8	1:24.530	-0.074
9	1:27.050	+2.520
10	1:23.809	-3.241
11	1:23.861	+0.052
12	1:23.979	+0.118
13	1:25.661	+1.682
14	1:24.391	-1.270
p15	2:40.535	+1:16.144
16	1:27.998	-1:12.537
17	1:24.032	-3.966
18	1:25.385	+1.353

19	1:25.265	-0.120
20	1:24.385	-0.880
21	1:25.870	+1.485
22	1:28.221	+2.351
23	1:33.963	+5.742
24	2:00.220	+26.257
25	1:25.338	-34.882
26	1:23.658	-1.680
27	1:23.835	+0.177
28	1:23.741	-0.094
29	1:24.158	+0.417
30	1:24.334	+0.176
31	1:24.697	+0.363
32	1:24.283	-0.414
33	1:24.008	-0.275
34	1:24.547	+0.539
35	1:24.440	-0.107
36	1:24.250	-0.190
37	1:24.075	-0.175
38	1:24.007	-0.068
39	1:24.103	+0.096
40	1:24.854	+0.751
41	1:24.606	-0.248

#### (143) S. BRODIE

0	2:36.376	
1	1:29.439	-1:06.937
2	1:26.297	-3.142
3	1:27.951	+1.654
4	1:25.974	-1.977
5	1:25.389	-0.585
6	1:25.262	-0.127
7	1:25.413	+0.151
8	1:26.641	+1.228
9	1:25.329	-1.312
10	1:25.355	+0.026
11	1:25.632	+0.277
12	1:25.605	-0.027
13	1:25.659	+0.054
14	1:24.791	-0.868
15	1:26.080	+1.289
16	1:25.255	-0.825
17	1:26.023	+0.768
18	1:25.484	-0.539
19	1:26.397	+0.913
20	1:26.354	-0.043
21	1:26.354	-0.000
22	1:30.486	+4.132
23	2:06.073	+35.587
24	1:32.888	-33.185

Chief of Timing & Scoring:  
Date:  
Signed:



# April Flowers Weekend

## West Coast Challenge

### Race Race

## Mission Raceway Park (2.12 Km)

04/04/2004 1:15 PM

p25	2:38.469	+1:05.581	31	1:25.653	+0.447	38	1:26.340	-0.453	3	1:33.296	+1.376	12	1:32.327	+0.195
26	1:28.108	-1:10.361	32	1:25.738	+0.085	39	1:28.775	+2.435	4	1:31.399	-1.897	13	1:32.760	+0.433
27	1:23.679	-4.429	33	1:25.573	-0.165	40	1:27.046	-1.729	5	1:32.703	+1.304	14	1:33.663	+0.903
28	1:23.879	+0.200	34	1:25.623	+0.050				6	1:31.946	-0.757	15	1:33.179	-0.484
29	1:24.152	+0.273	35	1:27.384	+1.761	(31) D. BRUCE-THOMAS			7	1:32.210	+0.264	16	1:32.257	-0.922
30	1:23.926	-0.226	36	1:25.748	-1.636	0	2:31.349		8	1:30.937	-1.273	p17	2:54.693	+1:22.436
31	1:25.210	+1.284	37	1:25.491	-0.257	1	1:32.557	-58.792	9	1:31.528	+0.591	18	1:37.026	-1:17.667
32	1:24.677	-0.533	38	1:25.412	-0.079	2	1:27.688	-4.869	10	1:32.616	+1.088	19	1:34.567	-2.459
33	1:24.956	+0.279	39	1:25.415	+0.003	3	1:27.043	-0.645	11	1:32.295	-0.321	20	1:36.558	+1.991
34	1:24.659	-0.297	40	1:27.253	+1.838	4	1:27.220	+0.177	12	1:32.839	+0.544	21	1:39.630	+3.072
35	1:24.485	-0.174	41	1:49.803	+22.550	5	1:28.872	+1.652	13	1:31.029	-1.810	22	2:04.551	+24.921
36	1:24.466	-0.019				6	1:28.605	-0.267	14	1:32.179	+1.150	23	1:36.445	-28.106
37	1:23.617	-0.849	(97) O. WALSTROM			7	1:29.438	+0.833	15	1:33.027	+0.848	p24	2:06.854	+30.409
38	1:23.478	-0.139	1	1:31.713		8	1:30.217	+0.779	16	1:32.517	-0.510	25	1:37.043	-29.811
39	1:23.118	-0.360	2	1:26.240	-5.473	9	1:29.655	-0.562	17	1:32.525	+0.008	26	1:33.770	-3.273
40	1:26.114	+2.996	3	1:28.704	+2.464	10	1:29.277	-0.378	18	1:31.446	-1.079	27	1:34.043	+0.273
41	1:24.853	-1.261	4	1:26.624	-2.080	11	1:30.131	+0.854	p19	2:49.197	+1:17.751	28	1:34.657	+0.614
			5	1:26.827	+0.203	12	1:31.219	+1.088	20	1:34.959	-1:14.238	29	1:35.636	+0.979
(9) C. HAHLN			6	1:27.035	+0.208	13	1:30.617	-0.602	21	1:40.003	+5.044	30	1:34.523	-1.113
0	2:37.896		7	1:26.458	-0.577	14	1:29.947	-0.670	22	2:17.974	+37.971	31	1:34.356	-0.167
1	1:27.271	-1:10.625	8	1:26.551	+0.093	15	1:29.139	-0.808	23	1:28.943	-49.031	32	1:35.233	+0.877
2	1:25.055	-2.216	9	1:25.527	-1.024	16	1:30.006	+0.867	24	1:30.521	+1.578	33	1:32.704	-2.529
3	1:24.581	-0.474	10	1:26.479	+0.952	17	1:29.088	-0.918	25	1:29.094	-1.427	34	1:36.381	+3.677
4	1:24.708	+0.127	11	1:26.447	-0.032	18	1:29.818	+0.730	26	1:29.276	+0.182	35	1:35.009	-1.372
5	1:25.027	+0.319	12	1:26.732	+0.285	19	1:29.309	-0.509	27	1:30.574	+1.298	36	1:37.716	+2.707
6	1:25.576	+0.549	13	1:26.949	+0.217	20	1:30.127	+0.818	28	1:30.281	-0.293	37	1:35.351	-2.365
7	1:26.050	+0.474	14	1:26.763	-0.186	21	1:31.525	+1.398	29	1:28.878	-1.403			
8	1:25.034	-1.016	15	1:26.683	-0.080	22	2:18.314	+46.789	30	1:29.906	+1.028	(5) S. FRETENBURG D. BAINBRIL		
9	1:25.562	+0.528	16	1:26.916	+0.233	23	1:34.787	-43.527	31	1:28.873	-1.033	0	2:29.149	
10	1:25.156	-0.406	17	1:27.586	+0.670	24	1:31.358	-3.429	32	1:29.133	+0.260	1	1:30.728	-58.421
11	1:24.921	-0.235	18	1:27.933	+0.347	p25	2:49.835	+1:18.477	33	1:29.928	+0.795	2	1:25.138	-5.590
12	1:24.668	-0.253	19	1:27.681	-0.252	26	1:32.824	-1:17.011	34	1:30.101	+0.173	3	1:24.129	-1.009
13	1:24.870	+0.202	20	1:26.879	-0.802	27	1:29.686	-3.138	35	1:28.796	-1.305	4	1:25.309	+1.180
14	1:24.492	-0.378	21	1:28.469	+1.590	28	1:28.981	-0.705	36	1:29.569	+0.773	5	1:24.943	-0.366
15	1:24.625	+0.133	p22	1:42.678	+14.209	29	1:29.201	+0.220	37	1:28.654	-0.915	6	1:24.033	-0.910
16	1:24.659	+0.034	23	1:41.924	-0.754	30	1:28.150	-1.051	38	1:28.706	+0.052	7	1:24.520	+0.487
17	1:24.957	+0.298	24	1:59.481	+17.557	31	1:30.432	+2.282				8	1:24.755	+0.235
18	1:24.790	-0.167	25	1:27.515	-31.966	32	1:30.056	-0.376	(45) D. SIMPSON			9	1:28.116	+3.361
19	1:25.660	+0.870	26	1:26.531	-0.984	33	1:29.823	-0.233	0	2:34.885		p10	3:58.681	+2:30.565
p20	2:43.279	+1:17.619	p27	2:37.238	+1:10.707	34	1:29.373	-0.450	1	1:34.831	-1:00.054	p11	2:33.487	-1:25.194
21	1:34.232	-1:09.047	28	1:28.938	-1:08.300	35	1:29.194	-0.179	2	1:31.603	-3.228	12	1:31.920	-1:01.567
22	1:27.973	-6.259	29	1:25.951	-2.987	36	1:29.393	+0.199	3	1:31.022	-0.581	13	1:28.786	-3.134
23	1:27.664	-0.309	30	1:27.809	+1.858	37	1:29.807	+0.414	4	1:29.781	-1.241	p14	2:06.184	+37.398
24	2:00.586	+32.922	31	1:25.841	-1.968	38	1:28.867	-0.940	5	1:30.719	+0.938	15	1:31.264	-34.920
25	1:25.449	-35.137	32	1:27.514	+1.673	39	1:28.721	-0.146	6	1:34.161	+3.442	16	1:25.232	-6.032
26	1:25.008	-0.441	33	1:27.007	-0.507				7	1:34.850	+0.689	17	1:26.214	+0.982
27	1:25.571	+0.563	34	1:26.811	-0.196	(34) T. BALDASSARRE L. QUINN			8	1:32.432	-2.418			
28	1:25.967	+0.396	35	1:26.902	+0.091	0	2:27.593		9	1:31.071	-1.361	(29) P. SKINNER		
29	1:25.928	-0.039	36	1:28.018	+1.116	1	1:35.078	-52.515	10	1:31.148	+0.077	1	1:34.297	
30	1:25.206	-0.722	37	1:26.793	-1.225	2	1:31.920	-3.158	11	1:32.132	+0.984	2	1:30.116	-4.181

Printed: 04/04/2004 02:38:43 PM

Licensed to: SCCBC

Chief of Timing & Scoring:  
Date:  
Signed:



www.amb-it.com  
Orbits 1.0



April Flowers Weekend

West Coast Challenge

Mission Raceway Park (2.12 Km)

Race

Race

04/04/2004 1:15 PM

3	1:30.306	+0.190
4	1:29.612	-0.694

(20) A.BEMBEN R.ENNIS

(85) F.HENDY

(91) M.KARL L.COSTANTINO

(188) G.CARTER A.CARTER

Chief of Timing & Scoring:

Date:

Signed: