

Midsummer Meltdown Weekend

Closed Wheel 1 Practice Saturday Practice

Mission Raceway Park (2.12 Km)

14/08/2004 9:00 AM

(24)

1	1:40.018	
2	1:22.173	-17.845
3	1:15.534	-6.639
4	1:15.919	+0.385
5	1:17.264	+1.345

(73) Dave Humphrey

1	1:42.262	
2	1:20.629	-21.633
3	1:21.063	+0.434
4	1:20.052	-1.011
5	1:18.140	-1.912
6	1:16.896	-1.244
7	1:21.037	+4.141
8	1:17.930	-3.107
9	1:17.529	-0.401
10	1:18.411	+0.882

(82) Doug Yip

1	1:43.633	
2	1:30.193	-13.440
3	1:29.256	-0.937
4	1:19.510	-9.746
5	1:22.666	+3.156
6	1:17.589	-5.077
7	1:19.192	+1.603
8	1:18.966	-0.226
9	1:21.610	+2.644
10	1:22.356	+0.746

(727) Noel Florack

1	1:42.964	
2	1:31.703	-11.261
p3	2:37.113	+1:05.410
4	1:27.819	-1:09.294
5	1:20.845	-6.974
6	1:21.810	+0.965
7	1:20.807	-1.003
8	1:23.526	+2.719
9	1:24.019	+0.493

(8) Don Voth

1	1:39.853	
2	1:27.028	-12.825
3	1:22.606	-4.422
4	1:26.698	+4.092
5	1:22.182	-4.516
6	1:22.088	-0.094
7	1:26.030	+3.942

8	1:21.868	-4.162
9	1:25.196	+3.328
10	1:21.760	-3.436

(15) Mark Voth

1	1:39.874	
2	1:27.477	-12.397
3	1:23.194	-4.283
4	1:23.419	+0.225
5	1:25.246	+1.827
6	1:22.082	-3.164
7	1:24.123	+2.041
8	1:22.829	-1.294
9	1:23.991	+1.162
10	1:22.943	-1.048

(12) Scott Edwards

1	1:41.040	
2	1:27.382	-13.658
3	1:23.642	-3.740
4	1:23.334	-0.308
5	1:22.814	-0.520
6	1:23.817	+1.003
7	1:23.145	-0.672
8	1:24.593	+1.448
9	1:24.899	+0.306
10	1:24.965	+0.066

(72) David Stenner

1	1:38.377	
2	1:31.107	-7.270
3	1:23.991	-7.116
4	1:23.490	-0.501
5	1:43.323	+19.833
6	1:30.419	-12.904
7	1:30.277	-0.142
8	1:27.086	-3.191
9	1:25.326	-1.760

(31) Jason Ratzlaff

1	1:40.631	
2	1:27.063	-13.568
3	1:23.896	-3.167
4	1:23.499	-0.397
5	1:23.927	+0.428
6	1:25.396	+1.469
7	1:31.213	+5.817
8	1:30.466	-0.747
9	1:29.379	-1.087
10	1:29.311	-0.068

(720) Anji Bemben

1	1:41.801	
2	1:30.358	-11.443
3	1:24.837	-5.521
4	1:25.765	+0.928
5	1:25.714	-0.051
6	1:25.576	-0.138
7	1:24.745	-0.831
8	1:25.583	+0.838
9	1:24.655	-0.928
10	1:25.103	+0.448

(9) Chris Hahlen

1	1:50.010	
2	1:28.447	-21.563
3	1:27.253	-1.194
4	1:26.217	-1.036
5	1:26.367	+0.150
6	1:25.635	-0.732
7	1:25.612	-0.023

(722) Yvette Jackson

1	1:46.429	
2	1:33.561	-12.868
3	1:28.497	-5.064
4	1:28.155	-0.342
5	1:27.019	-1.136
6	1:28.053	+1.034
7	1:26.205	-1.848
8	1:26.364	+0.159
9	1:28.524	+2.160

(118) Larry Bell

1	1:41.210	
2	1:36.687	-4.523
3	1:31.429	-5.258
4	1:26.642	-4.787
5	1:27.791	+1.149

(146) Lester Soman

1	1:40.341	
2	1:33.423	-6.918
3	1:27.253	-6.170
4	1:28.340	+1.087
5	1:26.965	-1.375
6	1:27.476	+0.511
7	1:29.172	+1.696

(81) Dennis Repel

1	1:50.926	
2	1:28.098	-22.828

(177) Donato DeSandoli

1	1:44.010	
2	1:32.521	-11.489
3	1:29.935	-2.586
4	1:29.099	-0.836
5	1:32.001	+2.902
6	1:29.076	-2.925
7	1:29.288	+0.212
8	1:32.108	+2.820
9	1:30.448	-1.660

(757) Dave Doan

1	1:42.104	
2	1:35.118	-6.986
3	1:29.533	-5.585
4	1:29.390	-0.143
5	1:29.407	+0.017
6	1:31.126	+1.719

(16) Aaron Carter

1	1:44.663	
2	1:35.831	-8.832
3	1:32.702	-3.129
4	1:33.386	+0.684
5	1:30.659	-2.727
6	1:31.648	+0.989
7	1:34.317	+2.669
8	1:37.460	+3.143
9	1:30.028	-7.432

(53)

1	1:58.588	
2	1:39.556	-19.032
3	1:30.235	-9.321
4	1:31.307	+1.072

(188) Greg Carter

1	1:45.174	
2	1:37.585	-7.589
3	1:33.172	-4.413
4	1:32.049	-1.123
5	1:33.249	+1.200
6	1:30.884	-2.365
7	1:31.577	+0.693
8	1:30.930	-0.647
9	1:34.148	+3.218

(2) Roman Kardynal

1	1:42.337	
2	1:35.479	-6.858

(22)

1	2:10.982	
---	----------	--

(21) Bob Styan

(29) Gary Mathies

(30) Gerald Paetz

(33) Charles Yuen

(42) Howard Whitlock

(79) Hugh Richards

(125) Scott Hulan


(310) George Kondor

Midsummer Meltdown Weekend

Closed Wheel 1 Practice Sunday Practice

Mission Raceway Park (2.12 Km)

15/08/2004 9:20 AM



(24) David Cormier

1	1:20.166	
2	1:15.626	-4.540
3	1:15.317	-0.309
4	1:17.612	+2.295
5	1:17.387	-0.225
6	1:17.176	-0.211
7	1:34.737	+17.561

2	1:25.473	-1.151
3	1:23.850	-1.623
4	1:24.210	+0.360
5	1:24.661	+0.451
6	1:28.993	+4.332
7	1:29.984	+0.991
8	1:27.515	-2.469
9	1:30.308	+2.793

7	1:26.119	-0.004
8	1:25.945	-0.174
9	1:25.800	-0.145
10	1:25.840	+0.040

2	1:36.366	-2.842
3	1:37.087	+0.721
4	1:36.757	-0.330
5	1:36.074	-0.683
6	1:34.762	-1.312
7	1:33.843	-0.919
8	1:32.311	-1.532
9	1:36.314	+4.003

(82) Doug Yip

1	1:35.935	
2	1:25.872	-10.063
3	1:20.938	-4.934
4	1:18.977	-1.961
5	1:17.296	-1.681
6	1:18.908	+1.612
7	1:20.118	+1.210
8	1:17.368	-2.750
p9	1:49.207	+31.839

(72) David Stenner

1	1:40.353	
2	1:30.107	-10.246
p3	2:40.830	+1:10.723
4	1:30.359	-1:10.471
5	1:33.964	+3.605
6	1:29.879	-4.085
7	1:24.617	-5.262
8	1:41.176	+16.559

(26) Kim Fabbro

1	1:39.959	
2	1:28.747	-11.212
p3	3:28.918	+2:00.171
4	1:30.121	-1:58.797
5	1:26.779	-3.342
6	1:26.332	-0.447
7	1:26.016	-0.316

(16) Aaron Carter

1	1:50.090	
2	1:40.958	-9.132
3	1:36.172	-4.786

(22) Steve Paquette

1	1:42.465	
2	1:30.056	-12.409
3	1:20.775	-9.281
4	1:20.747	-0.028
5	1:20.555	-0.192
6	1:20.529	-0.026
7	1:20.007	-0.522
8	1:20.708	+0.701
9	1:20.627	-0.081

(720) Anji Bembem

1	1:38.725	
2	1:30.116	-8.609
3	1:27.988	-2.128
4	1:25.327	-2.661
5	1:27.589	+2.262
6	1:24.721	-2.868
7	1:26.009	+1.288
8	1:25.656	-0.353
9	1:24.906	-0.750
10	1:25.301	+0.395

(310) George Kondor

1	1:42.482	
2	1:34.457	-8.025
3	1:27.887	-6.570
4	1:29.713	+1.826
5	1:33.048	+3.335
6	1:27.727	-5.321
7	1:27.831	+0.104
8	1:26.341	-1.490
9	1:42.615	+16.274

(2) Roman Kardynal

(9) Chris Hahlen

(15) Mark Voth

(30) Gerald Paetz

(42) Howard Whitlock

(73) Dave Humphrey

(79) Hugh Richards

(81) Dennis Repel

(118) Larry Bell

(177) Donato DeSandoli

(188) Greg Carter

(727) Noel Florack

(8) Don Voth

1	1:26.196	
2	1:22.158	-4.038
3	1:22.651	+0.493
4	1:21.416	-1.235
5	1:23.163	+1.747
6	1:32.794	+9.631
7	1:28.389	-4.405
8	1:27.442	-0.947

(56) Dave Whieldon

1	1:39.007	
2	1:30.037	-8.970
3	1:31.725	+1.688
4	1:24.953	-6.772
5	1:25.980	+1.027
6	1:27.071	+1.091
7	1:25.002	-2.069
8	1:26.645	+1.643
9	1:25.094	-1.551
10	1:26.084	+0.990

(146) Lester Soman

1	1:41.743	
2	1:31.196	-10.547
3	1:29.116	-2.080
4	1:28.382	-0.734
5	1:28.885	+0.503
6	1:28.531	-0.354

(53) Bob MacRae

1	1:48.314	
2	1:29.671	-18.643
3	1:31.577	+1.906
4	1:33.811	+2.234
5	1:34.435	+0.624
6	1:34.694	+0.259
7	1:36.432	+1.738

(12) Scott Edwards

1	1:25.266	
2	1:24.391	-0.875
3	1:22.545	-1.846
4	1:21.704	-0.841
5	1:34.680	+12.976

(722) Yvette Jackson

1	1:38.989	
2	1:29.170	-9.819
3	1:28.281	-0.889
4	1:26.067	-2.214
5	1:26.714	+0.647
6	1:26.123	-0.591

(757) Dave Doan

1	1:36.493	
2	1:32.418	-4.075
3	1:35.572	+3.154
4	1:29.706	-5.866

(31) Jason Ratzlaff

1	1:26.624	
---	----------	--

(33) Charles Yuen

1	1:39.208	
---	----------	--

Chief of Timing & Scoring:

Date:


Signed:

Midsummer Meltdown Weekend

Closed Wheel 1 Race Saturday Race

Mission Raceway Park (2.12 Km)

14/08/2004 3:20 PM



(24) David Cormier

0	2:40.227	
1	1:16.655	-1:23.572
2	1:15.094	-1.561
3	1:14.725	-0.369
4	1:15.066	+0.341
5	1:15.136	+0.070
6	1:16.250	+1.114
7	1:16.927	+0.677
8	1:17.221	+0.294
9	1:17.221	-0.000
10	1:16.042	-1.179
11	1:16.625	+0.583
12	1:17.202	+0.577
13	1:17.639	+0.437
14	1:16.805	-0.834
15	1:17.073	+0.268
16	1:17.741	+0.668

(73) Dave Humphrey

0	2:38.628	
1	1:17.875	-1:20.753
2	1:15.841	-2.034
3	1:15.709	-0.132
4	1:15.945	+0.236
5	1:15.524	-0.421
6	1:18.076	+2.552
7	1:20.088	+2.012
8	1:16.784	-3.304
9	1:17.087	+0.303
10	1:19.164	+2.077
11	1:16.289	-2.875
12	1:17.541	+1.252
13	1:18.215	+0.674
14	1:17.622	-0.593
15	1:18.035	+0.413
16	1:19.031	+0.996

(82) Doug Yip

0	2:38.063	
1	1:19.537	-1:18.526
2	1:17.049	-2.488
3	1:17.558	+0.509
4	1:17.311	-0.247
5	1:19.965	+2.654
6	1:18.060	-1.905
7	1:19.210	+1.150
8	1:20.971	+1.761
9	1:17.780	-3.191
10	1:17.838	+0.058

11	1:18.782	+0.944
12	1:19.713	+0.931
13	1:17.556	-2.157
14	1:19.218	+1.662
15	1:17.720	-1.498
16	1:19.479	+1.759

(22) Steve Paquette

0	2:33.567	
1	1:20.893	-1:12.674
2	1:26.155	+5.262
3	1:21.585	-4.570
4	1:19.967	-1.618
5	1:19.892	-0.075
6	1:20.076	+0.184
7	1:19.959	-0.117
8	1:20.063	+0.104
9	1:21.125	+1.062
10	1:21.188	+0.063
11	1:21.509	+0.321
12	1:22.077	+0.568
13	1:21.627	-0.450
14	1:20.860	-0.767
15	1:21.080	+0.220
16	1:21.134	+0.054

(727) Noel Florack

0	2:36.045	
1	1:23.026	-1:13.019
2	1:22.310	-0.716
3	1:24.544	+2.234
4	1:20.905	-3.639
5	1:20.817	-0.088
6	1:20.488	-0.329
7	1:20.720	+0.232
8	1:20.942	+0.222
9	1:21.030	+0.088
10	1:20.674	-0.356
11	1:20.784	+0.110
12	1:21.665	+0.881
13	1:20.430	-1.235
14	1:20.758	+0.328
15	1:21.122	+0.364
16	1:21.957	+0.835

(188) Greg Carter

0	2:32.405	
1	1:23.631	-1:08.774
2	1:22.841	-0.790
3	1:23.685	+0.844

4	1:21.796	-1.889
5	1:21.683	-0.113
6	1:22.384	+0.701
7	1:22.889	+0.505
8	1:23.382	+0.493
9	1:22.195	-1.187
10	1:23.925	+1.730
11	1:22.742	-1.183
12	1:23.356	+0.614
13	1:23.219	-0.137
14	1:23.451	+0.232
15	1:22.663	-0.788

(15) Mark Voith

0	2:31.675	
1	1:24.420	-1:07.255
2	1:24.049	-0.371
3	1:22.411	-1.638
4	1:22.434	+0.023
5	1:23.310	+0.876
6	1:22.835	-0.475
7	1:21.905	-0.930
8	1:22.414	+0.509
9	1:22.610	+0.196
10	1:22.924	+0.314
11	1:22.996	+0.072
12	1:23.793	+0.797
13	1:23.009	-0.784
14	1:23.499	+0.490
15	1:24.132	+0.633

(12) Scott Edwards

0	2:26.862	
1	1:24.937	-1:01.925
2	1:23.791	-1.146
3	1:22.625	-1.166
4	1:22.511	-0.114
5	1:23.120	+0.609
6	1:22.495	-0.625
7	1:22.638	+0.143
8	1:22.346	-0.292
9	1:22.724	+0.378
10	1:22.596	-0.128
11	1:25.983	+3.387
12	1:23.733	-2.250
13	1:24.115	+0.382
14	1:24.444	+0.329
15	1:26.827	+2.383

(8) Don Voith

0	2:25.646	
1	1:26.069	-59.577
2	1:23.695	-2.374
3	1:23.622	-0.073
4	1:22.905	-0.717
5	1:22.695	-0.210
6	1:22.748	+0.053
7	1:23.150	+0.402
8	1:23.165	+0.015
9	1:22.802	-0.363
10	1:23.050	+0.248
11	1:25.292	+2.242
12	1:25.007	-0.285
13	1:24.700	-0.307
14	1:23.712	-0.988
15	1:25.594	+1.882

(2) Roman Kardynal

0	2:28.180	
1	1:24.669	-1:03.511
2	1:22.764	-1.905
3	1:20.769	-1.995
4	1:19.998	-0.771
5	1:21.119	+1.121
6	1:19.877	-1.242
7	1:20.042	+0.165
8	1:22.450	+2.408
9	1:27.261	+4.811
10	1:30.221	+2.960
11	1:34.284	+4.063
12	1:29.296	-4.988
13	1:29.176	-0.120
14	1:26.514	-2.662
15	1:22.831	-3.683

(72) David Stenner

0	2:21.627	
1	1:27.006	-54.621
2	1:23.625	-3.381
3	1:23.952	+0.327
4	1:23.765	-0.187
5	1:23.699	-0.066
6	1:24.039	+0.340
7	1:24.824	+0.785
8	1:24.710	-0.114
9	1:24.234	-0.476
10	1:24.619	+0.385
11	1:24.649	+0.030
12	1:25.957	+1.308
13	1:25.483	-0.474

(9) Chris Hahlen

0	2:16.688	
1	1:26.457	-50.231
2	1:24.714	-1.743
3	1:25.097	+0.383
4	1:25.576	+0.479
5	1:25.351	-0.225
6	1:25.249	-0.102
7	1:25.189	-0.060
8	1:28.672	+3.483
9	1:25.332	-3.340
10	1:25.439	+0.107
11	1:25.636	+0.197
12	1:25.123	-0.513
13	1:25.721	+0.598
14	1:25.590	-0.131
15	1:25.661	+0.071

(31) Jason Ratzlaff

0	2:15.794	
1	1:29.931	-45.863
2	1:25.055	-4.876
3	1:24.435	-0.620
4	1:24.969	+0.534
5	1:25.549	+0.580
6	1:23.804	-1.745
7	1:24.614	+0.810
8	1:26.499	+1.885
9	1:24.969	-1.530
10	1:25.706	+0.737
11	1:25.216	-0.490
12	1:25.498	+0.282
13	1:27.672	+2.174
14	1:26.439	-1.233
15	1:26.231	-0.208

(30) Gerald Paetz


0	2:03.835	
1	1:30.319	-33.516
2	1:26.236	-4.083
3	1:25.567	-0.669
4	1:27.241	+1.674
5	1:26.357	-0.884
6	1:25.713	-0.644
7	1:26.723	+1.010
8	1:25.823	-0.900
9	1:25.717	-0.106

Midsummer Meltdown Weekend

Closed Wheel 1 Race Saturday Race

Mission Raceway Park (2.12 Km)

14/08/2004 3:20 PM



10	1:24.873	-0.844
11	1:25.186	+0.313
12	1:26.622	+1.436
13	1:24.854	-1.768
14	1:26.073	+1.219
15	1:27.059	+0.986

(53) Bob MacRae

0	2:11.416	
1	1:30.446	-40.970
2	1:26.583	-3.863
3	1:25.245	-1.338
4	1:25.242	-0.003
5	1:25.300	+0.058
6	1:25.289	-0.011
7	1:26.423	+1.134
8	1:26.473	+0.050
9	1:26.556	+0.083
10	1:26.563	+0.007
11	1:26.372	-0.191
12	1:26.399	+0.027
13	1:26.325	-0.074
14	1:27.357	+1.032
15	1:27.249	-0.108

(720) Anji Bembem

0	2:19.807	
1	1:32.749	-47.058
2	1:26.146	-6.603
3	1:25.787	-0.359
4	1:25.867	+0.080
5	1:25.243	-0.624
6	1:25.608	+0.365
7	1:26.280	+0.672
8	1:26.554	+0.274
9	1:26.315	-0.239
10	1:26.527	+0.212
11	1:32.103	+5.576
12	1:26.186	-5.917
13	1:27.160	+0.974
14	1:26.750	-0.410
15	1:39.201	+12.451

(118) Larry Bell

0	2:19.402	
1	1:30.641	-48.761
2	1:27.013	-3.628
3	1:25.249	-1.764
4	1:25.534	+0.285
5	1:24.861	-0.673

6	1:24.999	+0.138
7	1:24.074	-0.925
8	1:24.800	+0.726
9	1:26.234	+1.434
10	1:26.200	-0.034
11	1:29.624	+3.424
12	1:33.196	+3.572
13	1:34.663	+1.467
14	1:32.742	-1.921

(146) Lester Soman

0	2:09.571	
1	1:32.953	-36.618
2	1:27.572	-5.381
3	1:28.856	+1.284
4	1:28.710	-0.146
5	1:28.163	-0.547
6	1:30.080	+1.917
7	1:27.451	-2.629
8	1:26.448	-1.003
9	1:26.739	+0.291
10	1:27.094	+0.355
11	1:27.447	+0.353
12	1:27.929	+0.482
13	1:30.258	+2.329
14	1:28.519	-1.739

(81) Dennis Repel

0	2:10.826	
1	1:33.292	-37.534
2	1:27.729	-5.563
3	1:30.074	+2.345
4	1:27.514	-2.560
5	1:28.300	+0.786
6	1:31.211	+2.911
7	1:27.972	-3.239
8	1:26.299	-1.673
9	1:27.014	+0.715
10	1:27.669	+0.655
11	1:28.980	+1.311
12	1:28.222	-0.758
13	1:27.822	-0.400
14	1:28.921	+1.099

(722) Yvette Jackson

0	2:03.426	
1	1:31.852	-31.574
2	1:27.544	-4.308
3	1:29.265	+1.721
4	1:28.034	-1.231

5	1:28.106	+0.072
6	1:30.769	+2.663
7	1:28.657	-2.112
8	1:27.111	-1.546
9	1:27.096	-0.015
10	1:27.416	+0.320
11	1:27.843	+0.427
12	1:28.098	+0.255
13	1:28.228	+0.130
14	1:28.655	+0.427

(757) Dave Doan

0	2:05.989	
1	1:33.406	-32.583
2	1:30.762	-2.644
3	1:29.659	-1.103
4	1:29.096	-0.563
5	1:31.490	+2.394
6	1:30.219	-1.271
7	1:29.503	-0.716
8	1:29.232	-0.271
9	1:30.017	+0.785
10	1:29.266	-0.751
11	1:32.028	+2.762
12	1:31.208	-0.820
13	1:30.364	-0.844
14	1:31.213	+0.849

(16) Aaron Carter

0	2:09.424	
1	1:33.639	-35.785
2	1:28.671	-4.968
3	1:28.295	-0.376
4	1:31.390	+3.095
5	1:35.648	+4.258
6	1:32.787	-2.861
7	1:30.375	-2.412
8	1:31.574	+1.199
9	1:32.596	+1.022
10	1:35.011	+2.415
11	1:31.290	-3.721
12	1:34.060	+2.770
13	1:38.985	+4.925
14	1:37.301	-1.684

(177) Donato DeSandoli

(310) George Kondor

(33) Charles Yuen

(42) Howard Whitlock

(79) Hugh Richards

Chief of Timing & Scoring:

Date:

Signed:

Midsummer Meltdown Weekend

Closed Wheel 1 Qualifying Saturday Qualify

Mission Raceway Park (2.12 Km)

14/08/2004 11:15 AM

(24) Dave Cormier

1	1:21.835	
2	1:14.061	-7.774
3	1:14.370	+0.309
4	1:48.164	+33.794
5	1:38.410	-9.754
6	1:14.731	-23.679
7	1:13.602	-1.129

9	1:21.222	+0.567
10	1:21.219	-0.003

(188) Greg Carter

1	1:31.579	
2	1:31.593	+0.014
3	1:26.292	-5.301
4	1:21.220	-5.072
5	1:20.855	-0.365
6	1:20.903	+0.048
7	1:21.492	+0.589
8	1:23.721	+2.229

(73) Dave Humphrey

1	1:23.742	
2	1:16.567	-7.175
3	1:15.106	-1.461
4	1:15.632	+0.526
5	1:15.791	+0.159

(15) Mark Voth

1	1:28.674	
2	1:22.072	-6.602
3	1:21.491	-0.581
4	1:22.012	+0.521
5	1:29.352	+7.340
6	1:23.336	-6.016
7	1:22.490	-0.846
8	1:22.209	-0.281
9	1:26.943	+4.734
10	1:23.033	-3.910

(82) Doug Yip

1	1:31.911	
2	1:21.299	-10.612
3	1:17.575	-3.724
4	1:19.229	+1.654
5	1:16.791	-2.438
6	1:17.934	+1.143
7	1:19.630	+1.696
8	1:17.997	-1.633
9	1:18.772	+0.775
10	1:18.600	-0.172
11	1:17.162	-1.438

(2) Roman Kardynal

1	1:49.560	
2	1:23.932	-25.628
3	1:23.675	-0.257
4	1:22.532	-1.143
5	1:21.565	-0.967

(22) Steve Paquette

1	1:42.832	
p2	2:17.530	+34.698
3	1:25.892	-51.638
4	1:20.849	-5.043
5	1:20.083	-0.766
6	1:20.404	+0.321
7	1:22.121	+1.717
8	1:21.421	-0.700
9	1:21.481	+0.060
10	1:20.932	-0.549

(12) Scott Edwards

1	1:32.408	
2	1:26.019	-6.389
3	1:22.597	-3.422
4	1:22.355	-0.242
5	1:22.257	-0.098
6	1:21.784	-0.473
7	1:32.566	+10.782

(727) Noel Florack

1	1:35.313	
2	1:23.975	-11.338
3	1:22.023	-1.952
4	1:22.803	+0.780
5	1:20.813	-1.990
6	1:21.431	+0.618
7	1:22.253	+0.822
8	1:20.655	-1.598

(8) Don Voth

1	1:30.393	
2	1:22.268	-8.125
3	1:21.819	-0.449
4	1:21.864	+0.045
5	1:34.435	+12.571
6	1:24.549	-9.886
7	1:22.055	-2.494
8	1:22.145	+0.090

9	1:22.803	+0.658
10	1:22.086	-0.717

(72) David Stenner

1	1:29.736	
2	1:23.749	-5.987
3	1:23.183	-0.566
4	1:23.355	+0.172
5	1:23.915	+0.560
6	1:28.549	+4.634
7	1:23.580	-4.969
8	1:23.895	+0.315
9	1:37.320	+13.425
10	1:34.429	-2.891

(118) Larry Bell

1	1:35.488	
2	1:30.817	-4.671
3	1:25.021	-5.796
4	1:24.583	-0.438
5	1:26.210	+1.627
6	1:24.599	-1.611
7	1:23.902	-0.697
8	1:25.879	+1.977
9	1:26.889	+1.010
10	1:24.957	-1.932

(720) Anji Bembem

1	1:32.913	
2	1:29.320	-3.593
3	1:25.826	-3.494
4	1:24.460	-1.366
5	1:25.998	+1.538
6	1:26.154	+0.156
7	1:26.015	-0.139
8	1:26.601	+0.586
9	1:25.678	-0.923
10	1:26.296	+0.618

(9) Chris Hahlen

1	2:25.565	
2	1:25.593	-59.972
3	1:24.678	-0.915
4	1:24.876	+0.198
5	1:25.793	+0.917
6	1:25.423	-0.370
7	1:24.813	-0.610

(310) George Kondor

1	1:42.227	
---	----------	--

2	1:31.901	-10.326
3	1:33.305	+1.404
4	1:26.816	-6.489
5	1:25.929	-0.887
6	1:36.828	+10.899
7	1:34.293	-2.535
8	1:26.588	-7.705
9	1:24.983	-1.605

(31) Jason Ratzlaff

1	1:33.344	
2	1:31.818	-1.526
3	1:26.843	-4.975
4	1:25.811	-1.032
5	1:25.077	-0.734
6	1:29.707	+4.630
7	1:27.569	-2.138
8	1:28.753	+1.184
9	1:26.360	-2.393
10	1:25.733	-0.627

(53) Bob MacRae

1	1:44.969	
2	1:25.671	-19.298
3	1:25.193	-0.478
4	1:26.297	+1.104
5	1:27.000	+0.703
6	1:27.793	+0.793
7	1:28.403	+0.610
8	1:25.940	-2.463
9	1:25.906	-0.034

(722) Yvette Jackson

1	1:35.007	
2	1:26.632	-8.375
3	1:27.973	+1.341
4	1:27.557	-0.416
5	1:27.226	-0.331
6	1:27.645	+0.419
7	1:26.370	-1.275
8	1:27.071	+0.701
9	1:26.479	-0.592
10	1:25.951	-0.528

(81) Dennis Repel

1	1:35.092	
2	1:28.382	-6.710
3	1:28.283	-0.099
4	1:26.282	-2.001
5	1:27.511	+1.229

6	1:27.625	+0.114
---	----------	--------

(146) Lester Soman

1	1:34.793	
2	1:28.443	-6.350
3	1:27.027	-1.416
4	1:30.299	+3.272
p5	3:52.715	+2:22.416
6	1:32.557	-2:20.158

(177) Donato DeSandoli

1	1:35.780	
p2	1:42.972	+7.192
3	1:30.453	-12.519
4	1:27.106	-3.347
5	1:27.280	+0.174
6	1:28.068	+0.788
7	1:27.868	-0.200
8	1:27.496	-0.372
9	1:27.584	+0.088
10	1:33.410	+5.826

(16) Aaron Carter

1	1:35.590	
2	1:31.562	-4.028
3	1:29.203	-2.359
4	1:29.907	+0.704
5	1:29.476	-0.431
6	1:30.811	+1.335
7	1:30.796	-0.015
8	1:28.456	-2.340
9	1:28.496	+0.040
10	1:30.668	+2.172

(757) Dave Doan

1	1:36.318	
2	1:37.553	+1.235
3	1:35.899	-1.654
4	1:29.745	-6.154
5	1:29.182	-0.563
6	1:32.172	+2.990
7	1:31.482	-0.690
8	1:29.155	-2.327
9	1:29.302	+0.147
10	1:29.835	+0.533

(30) Gerald Paetz

1	1:41.585	
2	1:35.036	-6.549
3	1:38.755	+3.719

Midsummer Meltdown Weekend

Closed Wheel 1
Qualifying Saturday
Qualify

Mission Raceway Park (2.12 Km)

14/08/2004 11:15 AM

4 **1:32.584** -6.171
p5 2:21.987 +49.403

- (21) Bob Styan
- (29) Gary Mathies
- (33) Charles Yuen
- (42) Howard Whitlock
- (79) Hugh Richards
- (125) Scott Hulan

Printed: 14/08/2004 11:41:08 AM

Licensed to: SCCBC

Chief of Timing & Scoring:

Date:

Signed:



www.amb-it.com
Orbits 1.0



**MIDSUMMER MELTDOWN WEEKEND
SCCBC**

Sanction # **CACC**
Track Length: **2.12 Km.**

**MISSION RACEWAY PARK
OFFICIAL QUALIFYING RESULTS**

AUGUST 14-15, 2004

CW1

POS	CAR	DRIVER	TOWN	MAKE	COLOUR	CLASS	CLUB/LICENS	SPONSOR	2nd Best Tim	Best Time
1	24	David Cormier	Sidney, BC	Pontiac Grand Prix	Blue,White	GT1	SCCBC / CACC	VI Fitness	1:13.813	1:12.995
2	73	Dave Humphrey	Langley, BC	Nissan 240SX	Red	GT3	SCCBC / SCCA	Dash Services / BM&M Screening Solutions	1:15.519	1:15.479
3	82	Doug Yip	N.Vancouver, BC	Ford Mustang	Red	GT1	SCCBC / CACC	Thunderbolt Engines	1:17.504	1:17.000
4	2	Roman Kardynal	Port Coquitlam, BC	Datsun 280Z	Red	GT2	SCCBC / CACC	B & J Auto	1:20.792	1:20.715
5	727	Noel Florack	Pitt Meadows, BC	Datsun 510	Red	GT3	SCCBC / CACC	Coast Wholesale Appliances / Southside Nissa	1:21.161	1:21.127
6	188	Greg Carter	Kelowna, BC	Chev Corvette	Red	IP1	SCCBC / CACC	Okanagan Corvette Club / Kelowna Flightcraft	1:21.328	1:21.129
7	8	Don Voth	Abbotsford, BC	Chev Monte Carlo	Black	GT1	SCCBC / CACC	Metro Can / Proformance Racing	1:23.370	1:22.302
8	15	Mark Voth	Abbotsford, BC	Pontiac Grand Prix	Blue	GT1	SCCBC / CACC	Proformance Racing / Napa	1:22.784	1:22.411
9	12	Scott Edwards	Abbotsford, BC	Chev Monte Carlo	Blue/White	GT1	SCCBC / CACC	Proformance / Thomas & Betts	1:22.719	1:22.488
10	72	David Stenner	Port Coquitlam, BC	Acura Integra	Silver,Blue	IP2	SCCBC / CACC	Westmount Motors / Carbotech	1:23.412	1:23.106
11	720	Anji Bemben	N.Vancouver, BC	Mazda RX7	Black,Orange	S7	SCCBC / CACC	Toni & Guy	1:24.396	1:23.778
12	56	Dave Whieldon	Port Coquitlam, BC	Mazda RX7	Yellow	S7	SCCBC / CACC	Canusa Equipment	1:24.882	1:24.280
13	128	Robert Voytcheff	North Vancouver, BC	Porsche 928G	Splendid Automo	IP1	SCCBC / CACC	White	1:24.351	1:24.311
14	31	Jason Ratzlaff	Abbotsford, BC	Chev Monte Carlo	Orange,Blue	GT1	SCCBC / CACC	Proformance Racing / Aspen	1:25.034	1:24.919
15	118	Larry Bell	Abbotsford, BC	Pontiac Trans-Am	Silver	GT1	SCCBC / CACC	ReEntry Racing / O.K. Tire (Abbotsford)	1:25.345	1:24.936
16	9	Chris Hahlen	Chilliwack, BC	Mazda RX7	Red,White	S7	SCCBC / CACC	West Coast Hotrods	1:25.019	1:24.940
17	310	George Kondor	Vancouver, BC	Mazda RX7	Red	IP2	SCCBC / CACC	King Racing / Oyen Wiggs	1:25.401	1:25.080
18	53	Bob MacRae	Vancouver, BC	Olds Calais	White,Blue	IP2	SCCBC / CACC	Dunlop Automotive	1:25.527	1:25.274
19	30	Gerald Paetz	Surrey, BC	Mazda RX7	Yellow	S7	SCCBC / CACC		1:25.750	1:25.389
20	26	Kim Fabbro	Maple Ridge, BC	Mazda RX7	Yellow	S7	SCCBC / CACC	Canusa Equipment	1:25.536	1:25.440
21	722	Yvette Jackson	Ladner, BC	Mazda RX7	White	IP2	SCCBC / CACC	Moi	1:25.826	1:25.646
22	146	Lester Soman	Garibaldi Highlands, BC	Ford SHO	Black	IP1	SCCBC / CACC	Shoman Autoparts / AJ Forest Products	1:26.251	1:26.121
23	757	Dave Doan	Mission, BC	Mazda RX7	White	IP2	SCCBC / CACC	Access Automotive	1:28.439	1:28.117
24	16	Aaron Carter	Kelowna, BC	Honda Civic	Purple	GTU	SCCBC / CACC	Smiley Face & Crew	1:29.191	1:28.952
25	81	Dennis Repel	N.Vancouver, BC	Camaro Iroc	Red,White	IP1	SCCBC / CACC	Canada Engines / New Planet Collision	1:29.179	1:29.166
26	22	Steve Paquette	N.Vancouver, BC	Porsche 930	Red	GT1	SCCBC / CACC	Korua World Class Auto Body / Power Haws	----	1:48.466
27	33	Charles Yuen	Vancouver, BC	Mazda RX7	Yellow	IP2	SCCBC / CACC	Solid International Trading Inc.	----	----
28	42	Howard Whitlock	N.Vancouver, BC	Chev Monte Carlo	Green,Wht	GT1	SCCBC / CACC	Airspan Helicopters / TD Waterhouse Investm	----	----
29	79	Hugh Richards	N.Vancouver, BC	Mazda RX7	White,Red	IP2	SCCBC / ICSCC	Hugh & Polly Richards	----	----
30	177	Donato DeSandoli	Nakusp, BC	Dodge Neon	White	IP2	SCCBC / CACC	Kal Tire / Kootenay Chrysler	----	----

COMMENTS: **Closed Wheel 1 Race 2 Qualifying - Sunday
Car #30 - Fastest Lap deleted due to sound violation**



STEWARD: _____

15/08/2004 12:14:21 PM


TIMING & SCORING:

Midsummer Meltdown Weekend

Closed Wheel 2
Practice Saturday
Practice

Mission Raceway Park (2.12 Km)

14/08/2004 10:30 AM



(22) Steve Piquette

1	1:31.546	
p2	2:09.900	+38.354
3	1:24.165	-45.735
4	1:19.485	-4.680
5	1:19.638	+0.153
6	1:19.342	-0.296
7	1:21.386	+2.044
8	1:20.865	-0.521
9	1:20.458	-0.407

1	1:39.462	
2	1:32.128	-7.334
3	1:28.373	-3.755
4	1:27.592	-0.781
5	1:24.441	-3.151
6	1:24.191	-0.250
7	1:25.184	+0.993
8	1:24.682	-0.502

7	1:24.950	-0.626
8	1:25.351	+0.401
9	1:24.959	-0.392
10	1:25.105	+0.146

9	1:28.665	-2.329
---	----------	--------

(34) Richard Jacyna

1	2:00.552	
2	1:39.940	-20.612
3	1:32.284	-7.656
4	1:33.365	+1.081
5	1:32.547	-0.818
6	1:32.461	-0.086
p7	3:06.104	+1:33.643
8	1:48.424	-1:17.680

(785) Fred HENDY

1	1:38.332	
2	1:24.027	-14.305
p3	2:15.656	+51.629
4	1:25.065	-50.591
5	1:19.637	-5.428
6	1:20.824	+1.187
7	1:20.348	-0.476

(4) Derek Smith

1	1:37.020	
2	1:27.493	-9.527
3	1:25.852	-1.641
4	1:25.484	-0.368
5	1:25.820	+0.336
6	1:25.280	-0.540
7	1:25.004	-0.276
8	1:25.480	+0.476
9	1:24.459	-1.021
10	1:25.807	+1.348

(92) Robert Johnston

1	1:35.645	
2	1:27.463	-8.182
3	1:26.962	-0.501
4	1:27.359	+0.397
5	1:25.517	-1.842
6	1:27.257	+1.740
7	1:27.064	-0.193

(32) Pam Vidulich

1	1:43.981	
2	1:38.223	-5.758
3	1:38.034	-0.189
4	1:36.802	-1.232
5	1:35.482	-1.320
6	1:35.934	+0.452
7	1:37.892	+1.958

(2) Roman Kardynal

1	1:31.575	
2	1:24.981	-6.594
3	1:26.044	+1.063
4	1:22.047	-3.997
5	1:22.599	+0.552
6	1:20.728	-1.871

(35) Paul Bunbury

1	1:53.320	
2	1:36.583	-16.737
3	1:25.572	-11.011

(113) Tom Davies

1	1:46.218	
2	1:36.793	-9.425
3	1:33.984	-2.809
4	1:28.935	-5.049
5	1:27.471	-1.464
6	1:25.765	-1.706
7	1:26.191	+0.426
8	1:27.777	+1.586
9	1:30.480	+2.703

(6) Brian Meakings

(7) David Kunicki

(30) Gerald Paetz

(37) John Cartwright

(90) Keith Robinson

(188) Aaron Carter

1	1:34.735	
2	1:39.963	+5.228
p3	1:46.551	+6.588
4	1:33.125	-13.426
5	1:28.271	-4.854
6	1:22.995	-5.276
7	1:22.984	-0.011

(97) Owen Walstrom

1	1:37.759	
2	1:30.884	-6.875
3	1:27.109	-3.775
4	1:29.802	+2.693
5	1:26.553	-3.249
6	1:25.706	-0.847
7	1:24.937	-0.769
8	1:27.376	+2.439
9	1:36.439	+9.063

(131) Martin Berryman

1	1:35.784	
2	1:28.204	-7.580
3	1:29.376	+1.172
4	1:27.897	-1.479
5	1:26.954	-0.943
6	1:27.062	+0.108
7	1:28.180	+1.118
8	1:29.439	+1.259
9	1:29.924	+0.485

(720) Ryan Ennis

1	1:42.597	
2	1:25.602	-16.995
3	1:23.821	-1.781
4	1:24.286	+0.465
5	1:24.303	+0.017
6	1:23.946	-0.357
7	1:24.492	+0.546
8	1:24.797	+0.305
9	1:23.761	-1.036
10	1:23.923	+0.162

(53) Robert Dunlop

1	1:44.294	
p2	2:13.732	+29.438
3	1:31.947	-41.785
4	1:25.249	-6.698
5	1:25.212	-0.037
6	1:26.638	+1.426
7	1:24.944	-1.694
8	1:25.910	+0.966
9	1:25.004	-0.906

(16) Greg Carter

1	1:36.896	
2	1:30.216	-6.680
3	1:29.221	-0.995
4	1:29.689	+0.468
5	1:29.188	-0.501
6	1:28.011	-1.177
7	1:30.961	+2.950
8	1:30.994	+0.033

(174) Keith Carter

1	1:35.971	
2	1:27.181	-8.790
3	1:25.768	-1.413
4	1:25.641	-0.127
5	1:25.723	+0.082
6	1:25.576	-0.147

(56) Chris Manuel

Chief of Timing & Scoring:

Date:


Signed:

Midsummer Meltdown Weekend

Closed Wheel 2
Practice Sunday
Practice

Mission Raceway Park (2.12 Km)

15/08/2004 10:05 AM



(22) Steve Paquette
0 1:32.850
1 1:22.251 -10.599
2 1:21.273 -0.978

(35) Paul Bunbury
0 1:55.745
1 1:37.372 -18.373
2 1:26.833 -10.539
3 1:23.920 -2.913

(174) Keith Carter
1 1:32.131
2 1:24.978 -7.153
3 1:24.991 +0.013
4 1:24.237 -0.754
5 1:24.173 -0.064
6 1:23.928 -0.245

(53) Robert Dunlop
1 1:36.911
2 1:27.609 -9.302
3 1:25.148 -2.461
4 1:24.539 -0.609
5 1:24.373 -0.166
6 1:24.865 +0.492
7 1:24.272 -0.593
8 1:25.155 +0.883

(92) Robert Johnston
0 1:37.924
p1 2:03.068 +25.144
2 1:29.582 -33.486
3 1:24.648 -4.934
4 1:25.947 +1.299
5 1:26.548 +0.601
6 1:25.343 -1.205
7 1:24.824 -0.519
8 1:25.146 +0.322
9 1:25.370 +0.224

(26) Kim Fabro
0 1:33.929
1 1:28.239 -5.690
2 1:26.430 -1.809
3 1:28.564 +2.134
4 1:26.442 -2.122
5 1:28.015 +1.573
6 1:26.288 -1.727
7 1:26.247 -0.041

8 1:25.593 -0.654
9 1:25.885 +0.292

(720) Ryan Ennis
0 1:50.017
1 1:27.303 -22.714
2 1:26.664 -0.639
3 1:28.337 +1.673
4 1:26.929 -1.408
5 1:26.755 -0.174
6 1:26.630 -0.125
7 1:40.249 +13.619
8 1:29.684 -10.565

(56) Chris Manuel
0 1:45.339
1 1:27.588 -17.751
2 1:27.051 -0.537
3 1:27.029 -0.022
4 1:38.977 +11.948
5 1:47.758 +8.781
6 1:28.483 -19.275
7 1:26.996 -1.487

(97) Owen Walstrom
0 1:51.741
1 1:43.163 -8.578
p2 2:08.946 +25.783
3 1:33.488 -35.458
4 1:27.258 -6.230
5 1:28.612 +1.354
6 1:30.417 +1.805
7 1:29.646 -0.771

(131) Martin Berryman
0 1:45.376
1 1:31.972 -13.404
2 1:28.632 -3.340
3 1:28.159 -0.473
4 1:28.045 -0.114
5 1:28.734 +0.689
6 1:30.106 +1.372
7 1:32.891 +2.785
8 1:30.692 -2.199

(34) Richard Jacyna
0 1:50.849
1 1:31.811 -19.038
2 1:32.397 +0.586
3 1:30.590 -1.807

4 1:30.818 +0.228
5 1:32.540 +1.722
6 1:31.445 -1.095
7 1:32.575 +1.130
8 1:31.399 -1.176

(32) Pam Vidulich
0 1:46.454
1 1:34.626 -11.828
2 1:34.093 -0.533
3 1:34.056 -0.037
4 1:32.921 -1.135
5 1:32.618 -0.303
6 1:32.025 -0.593
7 1:30.963 -1.062
8 1:30.919 -0.044

(2) Roman Kardynal

(4) Derek Smith

(6) Brian Meakings

(7) David Kunicki

(16) Greg Carter

(24) David Cormier

(30) Gerald Paetz

(37) John Cartwright

(45) Daryl Simpson

(90) Keith Robinson

(113) Tom Davies

(188) Aaron Carter


(785) Fred Hendy

Midsummer Meltdown Weekend

Closed Wheel 2 Race Saturday Race

Mission Raceway Park (2.12 Km)

14/08/2004 4:20 PM



(24) David Cormier

0	2:34.275	
1	2:16.784	-17.491
2	1:16.740	-1:00.044
3	1:15.410	-1.330
4	1:17.808	+2.398
5	1:17.224	-0.584
6	1:16.947	-0.277
7	1:16.659	-0.288
8	1:16.795	+0.136
9	1:17.424	+0.629
10	1:16.935	-0.489
11	1:16.270	-0.665
12	1:16.834	+0.564
13	1:17.491	+0.657
14	1:16.606	-0.885
15	1:16.838	+0.232

(785) Fred Hendy

0	2:33.831	
1	2:14.538	-19.293
2	1:21.027	-53.511
3	1:20.664	-0.363
4	1:21.396	+0.732
5	1:20.833	-0.563
6	1:21.424	+0.591
7	1:21.405	-0.019
8	1:20.858	-0.547
9	1:21.557	+0.699
10	1:22.326	+0.769
11	1:21.501	-0.825
12	1:22.755	+1.254
13	1:22.647	-0.108
14	1:23.234	+0.587
15	1:25.120	+1.886

(188) Aaron Carter

0	2:30.913	
1	2:14.488	-16.425
2	1:27.415	-47.073
3	1:25.460	-1.955
4	1:22.582	-2.878
5	1:24.033	+1.451
6	1:23.326	-0.707
7	1:22.865	-0.461
8	1:22.643	-0.222
9	1:22.900	+0.257
10	1:23.348	+0.448
11	1:23.451	+0.103
12	1:23.197	-0.254

13 1:23.982 +0.785

14 1:23.624 -0.358

(4) Derek Smith

0	2:30.523	
1	2:15.194	-15.329
2	1:25.272	-49.922
3	1:24.766	-0.506
4	1:24.729	-0.037
5	1:23.864	-0.865
6	1:23.892	+0.028
7	1:24.513	+0.621
8	1:25.754	+1.241
9	1:24.676	-1.078
10	1:22.848	-1.828
11	1:24.618	+1.770
12	1:22.837	-1.781
13	1:23.882	+1.045
14	1:24.813	+0.931

(720) Ryan Ennis

0	2:29.383	
1	2:14.894	-14.489
2	1:26.349	-48.545
3	1:23.879	-2.470
4	1:24.777	+0.898
5	1:25.493	+0.716
6	1:23.140	-2.353
7	1:23.737	+0.597
8	1:24.180	+0.443
9	1:26.039	+1.859
10	1:24.069	-1.970
11	1:24.105	+0.036
12	1:24.058	-0.047
13	1:24.019	-0.039
14	1:24.337	+0.318

(53) Robert Dunlop

0	2:25.811	
1	2:14.273	-11.538
2	1:26.607	-47.666
3	1:25.471	-1.136
4	1:25.515	+0.044
5	1:24.810	-0.705
6	1:24.398	-0.412
7	1:24.439	+0.041
8	1:24.716	+0.277
9	1:24.355	-0.361
10	1:24.142	-0.213
11	1:24.144	+0.002

12 1:24.126 -0.018

13 1:24.307 +0.181

14 1:24.442 +0.135

(174) Keith Carter

0	2:12.678	
1	2:10.482	-2.196
2	1:28.444	-42.038
3	1:23.854	-4.590
4	1:24.517	+0.663
5	1:23.777	-0.740
6	1:26.250	+2.473
7	1:24.528	-1.722
8	1:24.272	-0.256
9	1:24.172	-0.100
10	1:24.199	+0.027
11	1:24.564	+0.365
12	1:24.800	+0.236
13	1:24.516	-0.284
14	1:24.680	+0.164

(113) Tom Davies

0	2:26.499	
1	2:14.141	-12.358
2	1:28.135	-46.006
3	1:27.020	-1.115
4	1:24.984	-2.036
5	1:26.425	+1.441
6	1:24.299	-2.126
7	1:24.190	-0.109
8	1:24.102	-0.088
9	1:23.913	-0.189
10	1:24.562	+0.649
11	1:23.914	-0.648
12	1:24.760	+0.846
13	1:24.448	-0.312
14	1:24.811	+0.363

(35) Paul Bunbury

0	2:08.544	
1	2:11.359	+2.815
2	1:30.798	-40.561
3	1:26.653	-4.145
4	1:25.920	-0.733
5	1:23.637	-2.283
6	1:24.609	+0.972
7	1:24.308	-0.301
8	1:23.712	-0.596
9	1:25.377	+1.665
10	1:25.039	-0.338

11 1:26.383 +1.344

12 1:25.407 -0.976

13 1:25.735 +0.328

14 1:26.230 +0.495

(90) Keith Robinson

0	2:05.754	
1	2:09.861	+4.107
2	1:29.830	-40.031
3	1:26.349	-3.481
4	1:27.100	+0.751
5	1:25.084	-2.016
6	1:25.111	+0.027
7	1:26.683	+1.572
8	1:25.201	-1.482
9	1:25.647	+0.446
10	1:24.995	-0.652
11	1:25.050	+0.055
12	1:25.175	+0.125
13	1:25.243	+0.068
14	1:26.307	+1.064

(97) Owen Walstrom

0	2:25.198	
1	2:13.855	-11.343
2	1:27.855	-46.000
3	1:25.112	-2.743
4	1:26.170	+1.058
5	1:26.437	+0.267
6	1:27.693	+1.256
7	1:29.639	+1.946
8	1:25.675	-3.964
9	1:26.040	+0.365
10	1:26.050	+0.010
11	1:25.054	-0.996
12	1:24.850	-0.204
13	1:24.598	-0.252
14	1:26.239	+1.641

(92) Robert Johnston

0	2:20.155	
1	2:13.252	-6.903
2	1:30.474	-42.778
3	1:26.782	-3.692
4	1:27.851	+1.069
5	1:26.208	-1.643
6	1:25.595	-0.613
7	1:26.606	+1.011
8	1:25.991	-0.615
9	1:25.926	-0.065

10 1:26.554 +0.628

11 1:26.147 -0.407

12 1:25.936 -0.211

13 1:25.940 +0.004

14 1:25.878 -0.062

(56) Chris Manuel

0	2:21.557	
1	2:13.350	-8.207
2	1:31.327	-42.023
3	1:24.913	-6.414
4	1:24.495	-0.418
5	1:25.948	+1.453
6	1:25.674	-0.274
7	1:23.925	-1.749
8	1:24.335	+0.410
9	1:29.320	+4.985
10	1:40.520	+11.200
11	1:33.529	-6.991
12	1:26.169	-7.360
13	1:27.164	+0.995
14	1:25.148	-2.016

(16) Greg Carter

0	2:18.652	
1	2:12.785	-5.867
2	1:32.381	-40.404
3	1:29.041	-3.340
4	1:27.796	-1.245
5	1:27.155	-0.641
6	1:26.575	-0.580
7	1:26.518	-0.057
8	1:26.967	+0.449
9	1:27.036	+0.069
10	1:27.144	+0.108
11	1:27.427	+0.283
12	1:31.346	+3.919
13	1:28.019	-3.327
14	1:28.524	+0.505

(45) Daryl Simpson

0	2:18.696	
1	2:12.504	-6.192
2	1:30.920	-41.584
3	1:39.934	+9.014
4	1:26.892	-13.042
5	1:27.447	+0.555
6	1:27.058	-0.389
7	1:26.871	-0.187
8	1:26.279	-0.592

Midsummer Meltdown Weekend

Closed Wheel 2 Race Saturday Race

Mission Raceway Park (2.12 Km)

14/08/2004 4:20 PM

9 1:26.199 -0.080
10 1:26.448 +0.249
11 1:26.448 -0.000
12 1:26.017 -0.431
13 1:27.101 +1.084
14 1:28.478 +1.377

(2) Roman Kardynal

(22) Steve Paquette

(30) Gerald Paetz

(37) John Cartwright

(131) Martin Berryman

(34) Richard Jacyna

0 2:17.340
1 2:12.476 -4.864
2 1:33.625 -38.851
3 1:32.175 -1.450
4 1:31.373 -0.802
5 1:31.716 +0.343
6 1:32.227 +0.511
7 1:34.144 +1.917
8 1:33.035 -1.109
9 1:31.150 -1.885
10 1:32.288 +1.138
11 1:32.735 +0.447
12 1:32.750 +0.015
13 1:32.235 -0.515

(32) Pam Vidulich

0 2:17.295
1 2:11.656 -5.639
2 1:35.446 -36.210
3 1:35.468 +0.022
4 1:33.957 -1.511
5 1:33.655 -0.302
6 1:32.525 -1.130
7 1:33.030 +0.505
8 1:32.364 -0.666
9 1:33.081 +0.717
10 1:32.411 -0.670
11 1:34.383 +1.972
12 1:32.320 -2.063
13 1:33.435 +1.115

(6) Brian Meakings

0 2:15.708
1 2:11.961 -3.747
2 1:36.443 -35.518
3 1:37.722 +1.279

(7) David Kunicki

0 2:35.570
1 2:15.522 -20.048
2 1:13.976 -1:01.546

Printed: 14/08/2004 05:04:28 PM

Licensed to: SCCBC

Chief of Timing & Scoring:

Date:

Signed:



www.amb-it.com
Orbits 1.0




Midsummer Meltdown Weekend

Closed Wheel 2 Qualifying Saturday Qualify

Mission Raceway Park (2.12 Km)

14/08/2004 12:20 PM



(7) David Kunicki

1	1:27.138	
p2	2:38.289	+1:11.151
3	1:21.890	-1:16.399
4	1:12.171	-9.719

(24) David Cormier

1	1:29.662	
2	1:14.447	-15.215
3	1:14.131	-0.316
4	1:14.722	+0.591
5	1:45.968	+31.246
6	1:32.779	-13.189
7	1:14.893	-17.886
8	1:17.957	+3.064
p9	6:15.364	+4:57.407
10	1:24.067	-4:51.297
11	1:14.012	-10.055

(785) Fred Hendy

1	1:27.208	
2	1:19.180	-8.028
3	1:18.534	-0.646
4	1:17.684	-0.850
5	1:18.018	+0.334

(22) Steve Paquette

1	1:36.234	
2	1:22.738	-13.496
3	1:20.199	-2.539
4	1:19.875	-0.324
5	1:20.923	+1.048
6	1:20.314	-0.609
7	1:19.250	-1.064

(2) Roman Kardynal

1	1:30.860	
2	1:23.012	-7.848
3	1:23.270	+0.258
4	1:21.045	-2.225
5	1:21.255	+0.210

(4) Derek Smith

1	1:32.868	
2	1:23.473	-9.395
3	1:23.245	-0.228
4	1:24.090	+0.845
5	1:23.243	-0.847
6	1:22.249	-0.994
7	1:24.143	+1.894

(188) Aaron Carter

1	1:35.480	
2	1:24.198	-11.282
3	1:24.809	+0.611
4	1:22.733	-2.076
5	1:23.406	+0.673
6	1:23.820	+0.414
7	1:22.995	-0.825

(720) Ryan Ennis

1	1:37.962	
2	1:24.405	-13.557
3	1:25.515	+1.110
4	1:23.251	-2.264
5	1:24.869	+1.618
6	1:26.257	+1.388
7	1:37.153	+10.896

(113) Tom Davies

1	1:34.375	
2	1:25.633	-8.742
3	1:24.913	-0.720
4	1:26.057	+1.144
5	1:25.492	-0.565
6	1:23.950	-1.542
7	1:27.323	+3.373
8	1:24.172	-3.151
p9	6:00.581	+4:36.409
10	1:39.456	-4:21.125
11	1:24.899	-14.557

(53) Robert Dunlop

1	1:37.199	
2	1:26.279	-10.920
3	1:25.562	-0.717
4	1:25.545	-0.017
5	1:26.165	+0.620
6	1:24.202	-1.963
p7	6:22.459	+4:58.257
8	1:30.354	-4:52.105
9	1:24.423	-5.931

(97) Owen Walstrom

1	1:36.063	
2	1:27.058	-9.005
3	1:28.670	+1.612
4	1:25.517	-3.153
5	1:24.288	-1.229
6	1:26.962	+2.674

7 1:26.550 -0.412

(56) Chris Manuel

1	1:34.953	
2	1:25.753	-9.200
3	1:24.763	-0.990
4	1:25.626	+0.863
5	1:24.633	-0.993
6	1:26.054	+1.421
7	1:29.775	+3.721

(30) Gerald Paetz

1	1:41.574	
2	1:26.773	-14.801
3	1:25.213	-1.560
4	1:25.925	+0.712
5	1:24.944	-0.981
6	1:29.150	+4.206
7	1:43.323	+14.173

(92) Robert Johnston

1	1:32.227	
2	1:26.830	-5.397
3	1:26.353	-0.477
4	1:27.058	+0.705
5	1:28.947	+1.889
6	1:27.452	-1.495
7	1:27.812	+0.360

(16) Greg Carter

1	1:35.553	
2	1:29.441	-6.112
3	1:27.464	-1.977
4	1:27.300	-0.164
5	1:28.366	+1.066
6	1:27.938	-0.428
7	1:28.532	+0.594

(45) Daryl Simpson

1	1:34.480	
2	1:28.874	-5.606
3	1:27.330	-1.544
4	1:27.311	-0.019
5	1:28.494	+1.183
6	1:27.851	-0.643
7	1:28.607	+0.756

(34) Richard Jacyna

1	1:38.441	
2	1:31.712	-6.729

3 1:30.613 -1.099

4	1:31.655	+1.042
5	1:31.990	+0.335
6	1:44.374	+12.384
7	1:31.563	-12.811
p8	6:13.477	+4:41.914
9	1:35.690	-4:37.787
10	1:31.789	-3.901

(32) Pam Vidulich

1	1:40.810	
2	1:35.776	-5.034
3	1:35.159	-0.617
4	1:34.671	-0.488
5	1:33.588	-1.083
6	1:35.348	+1.760
7	1:34.973	-0.375
p8	5:57.058	+4:22.085
9	1:40.460	-4:16.598
10	1:35.034	-5.426

(6) Brian Meakings

1	1:47.933	
2	1:37.747	-10.186
3	1:38.623	+0.876
p4	9:44.913	+8:06.290
5	1:40.716	-8:04.197
6	1:35.149	-5.567

(174) Keith Carter

(35) Paul Bunbury

(37) John Cartwright

(90) Keith Robinson

(131) Martin Berryman

Chief of Timing & Scoring:

Date:


Signed:

Midsummer Meltdown Weekend

Closed Wheel 2 Race Sunday Race

Mission Raceway Park (2.12 Km)

15/08/2004 4:00 PM



(24) David Cormier

0	2:39.697	
1	1:18.297	-1:21.400
2	1:14.912	-3.385
3	1:16.766	+1.854
4	1:14.764	-2.002
5	1:16.055	+1.291
6	1:16.619	+0.564
7	1:16.846	+0.227
8	1:15.869	-0.977
9	1:16.004	+0.135
10	1:17.625	+1.621
11	1:16.335	-1.290
12	1:15.929	-0.406
13	1:16.156	+0.227
14	1:15.361	-0.795
15	1:15.807	+0.446
16	1:16.184	+0.377

(22) Steve Paquette

0	2:37.109	
1	1:21.556	-1:15.553
2	1:20.174	-1.382
3	1:19.876	-0.298
4	1:19.842	-0.034
5	1:20.889	+1.047
6	1:19.707	-1.182
7	1:20.064	+0.357
8	1:19.337	-0.727
9	1:18.696	-0.641
10	1:17.880	-0.816
11	1:18.021	+0.141
12	1:18.608	+0.587
13	1:20.955	+2.347
14	1:21.595	+0.640
15	1:21.320	-0.275
16	1:20.481	-0.839

(2) Roman Kardynal

0	2:38.979	
1	1:23.329	-1:15.650
2	1:20.237	-3.092
3	1:21.087	+0.850
4	1:23.586	+2.499
5	1:21.432	-2.154
6	1:20.085	-1.347
7	1:19.991	-0.094
8	1:20.798	+0.807
9	1:20.915	+0.117
10	1:20.870	-0.045

11 1:21.676 +0.806

12	1:20.564	-1.112
13	1:21.678	+1.114
14	1:20.682	-0.996
15	1:21.281	+0.599
16	1:20.166	-1.115

(35) Paul Bunbury

0	2:14.966	
1	1:33.609	-41.357
2	1:23.795	-9.814
3	1:25.135	+1.340
4	1:23.089	-2.046
5	1:22.714	-0.375
6	1:23.148	+0.434
7	1:23.756	+0.608
8	1:22.412	-1.344
9	1:22.887	+0.475
10	1:23.540	+0.653
11	1:22.039	-1.501
12	1:24.138	+2.099
13	1:21.662	-2.476
14	1:22.507	+0.845
15	1:23.016	+0.509

(720) Ryan Ennis

0	2:33.551	
1	1:25.817	-1:07.734
2	1:24.476	-1.341
3	1:23.662	-0.814
4	1:23.361	-0.301
5	1:24.226	+0.865
6	1:23.873	-0.353
7	1:23.592	-0.281
8	1:24.061	+0.469
9	1:23.561	-0.500
10	1:25.399	+1.838
11	1:24.126	-1.273
12	1:23.902	-0.224
13	1:23.538	-0.364
14	1:24.090	+0.552
15	1:23.424	-0.666

(4) Derek Smith

0	2:12.261	
1	1:32.808	-39.453
2	1:23.711	-9.097
3	1:23.052	-0.659
4	1:24.308	+1.256
5	1:23.692	-0.616

6 1:23.404 -0.288

7	1:23.298	-0.106
8	1:22.797	-0.501
9	1:22.907	+0.110
10	1:26.052	+3.145
11	1:24.215	-1.837
12	1:23.067	-1.148
13	1:23.276	+0.209
14	1:24.066	+0.790
15	1:23.577	-0.489

(113) Tom Davies

0	2:30.935	
1	1:26.353	-1:04.582
2	1:24.848	-1.505
3	1:23.780	-1.068
4	1:23.926	+0.146
5	1:24.129	+0.203
6	1:24.251	+0.122
7	1:24.110	-0.141
8	1:24.146	+0.036
9	1:23.919	-0.227
10	1:24.708	+0.789
11	1:23.785	-0.923
12	1:25.785	+2.000
13	1:23.750	-2.035
14	1:26.316	+2.566
15	1:24.458	-1.858

(174) Keith Carter

0	2:35.751	
1	1:25.071	-1:10.680
2	1:24.069	-1.002
3	1:23.904	-0.165
4	1:24.086	+0.182
5	1:25.220	+1.134
6	1:24.181	-1.039
7	1:24.255	+0.074
8	1:24.264	+0.009
9	1:24.223	-0.041
10	1:24.888	+0.665
11	1:24.474	-0.414
12	1:26.687	+2.213
13	1:25.397	-1.290
14	1:25.033	-0.364
15	1:24.074	-0.959

(90) Keith Robinson

0	2:01.759	
1	1:27.199	-34.560

2 1:24.649 -2.550

3	1:24.692	+0.043
4	1:24.002	-0.690
5	1:25.007	+1.005
6	1:25.668	+0.661
7	1:24.313	-1.355
8	1:24.508	+0.195
9	1:25.056	+0.548
10	1:25.170	+0.114
11	1:25.028	-0.142
12	1:24.762	-0.266
13	1:24.885	+0.123
14	1:25.163	+0.278
15	1:25.575	+0.412

(53) Robert Dunlop

0	2:27.716	
1	1:30.567	-57.149
2	1:26.986	-3.581
3	1:27.332	+0.346
4	1:24.760	-2.572
5	1:23.890	-0.870
6	1:23.646	-0.244
7	1:24.491	+0.845
8	1:24.634	+0.143
9	1:24.469	-0.165
10	1:24.458	-0.011
11	1:24.988	+0.530
12	1:25.584	+0.596
13	1:25.764	+0.180
14	1:25.211	-0.553
15	1:25.519	+0.308

(92) Robert Johnston

0	2:25.699	
1	1:27.669	-58.030
2	1:24.958	-2.711
3	1:24.751	-0.207
4	1:24.960	+0.209
5	1:26.203	+1.243
6	1:25.771	-0.432
7	1:25.128	-0.643
8	1:25.200	+0.072
9	1:26.586	+1.386
10	1:26.930	+0.344
11	1:25.673	-1.257
12	1:26.342	+0.669
13	1:26.424	+0.082
14	1:26.166	-0.258
15	1:25.927	-0.239

(97) Owen Walstrom

0	2:09.342	
1	1:34.134	-35.208
2	1:27.204	-6.930
3	1:26.010	-1.194
4	1:25.157	-0.853
5	1:26.598	+1.441
6	1:25.421	-1.177
7	1:25.882	+0.461
8	1:25.031	-0.851
9	1:24.896	-0.135
10	1:24.808	-0.088
11	1:25.973	+1.165
12	1:25.601	-0.372
13	1:26.523	+0.922
14	1:25.144	-1.379
15	1:25.763	+0.619

(156) Dave Whieldon

0	2:34.948	
1	1:29.773	-1:05.175
2	1:24.767	-5.006
3	1:26.209	+1.442
4	1:26.656	+0.447
5	1:25.277	-1.379
6	1:25.010	-0.267
7	1:24.678	-0.332
8	1:25.911	+1.233
9	1:24.913	-0.998
10	1:27.764	+2.851
11	1:25.893	-1.871
12	1:30.357	+4.464
13	1:25.704	-4.653
14	1:25.626	-0.078
15	1:46.254	+20.628

(30) Gerald Paetz

0	2:07.353	
1	1:31.883	-35.470
2	1:28.987	-2.896
3	1:27.995	-0.992
4	1:27.324	-0.671
5	1:27.636	+0.312
6	1:27.778	+0.142
7	1:27.433	-0.345
8	1:27.021	-0.412
9	1:27.003	-0.018
10	1:27.120	+0.117
11	1:27.077	-0.043

Chief of Timing & Scoring:
Date:
Signed:



Midsummer Meltdown Weekend

Closed Wheel 2

Race Sunday

Race

Mission Raceway Park (2.12 Km)

15/08/2004 4:00 PM

12	1:27.256	+0.179	11	1:32.534	-0.410
13	1:27.138	-0.118	12	1:32.536	+0.002
14	1:26.710	-0.428	13	1:31.858	-0.678
			14	1:31.925	+0.067

(188) Aaron Carter

(26) Kim Fabbro

0	2:23.065	
1	1:38.700	-44.365
2	1:32.209	-6.491
3	1:31.676	-0.533
4	1:28.113	-3.563
5	1:27.288	-0.825
6	1:27.983	+0.695
7	1:26.030	-1.953
8	1:25.814	-0.216
9	1:26.285	+0.471
10	1:26.246	-0.039
11	1:27.595	+1.349
12	1:26.772	-0.823
13	1:26.459	-0.313
14	1:27.479	+1.020

(32) Pam Vidulich

0	2:12.242	
1	1:36.182	-36.060
2	1:32.454	-3.728
3	1:33.823	+1.369
4	1:33.233	-0.590
5	1:32.679	-0.554
6	1:34.051	+1.372
7	1:32.961	-1.090
8	1:32.644	-0.317
9	1:33.416	+0.772
10	1:33.937	+0.521
11	1:34.389	+0.452
12	1:35.263	+0.874
13	1:32.735	-2.528

(131) Martin Berryman

0	2:18.172	
1	1:35.358	-42.814
2	1:31.550	-3.808
3	1:31.392	-0.158
4	1:29.325	-2.067
5	1:30.092	+0.767
6	1:30.066	-0.026
7	1:29.009	-1.057
8	1:29.816	+0.807
9	1:29.707	-0.109
10	1:29.791	+0.084
11	1:30.005	+0.214
12	1:29.844	-0.161
13	1:29.791	-0.053
14	1:30.847	+1.056

(785) Fred Hendy

0	2:19.849	
1	1:24.599	-55.250
2	1:18.653	-5.946
3	1:18.377	-0.276
4	1:17.874	-0.503
5	1:18.835	+0.961
6	1:19.157	+0.322
7	1:19.408	+0.251
8	1:18.872	-0.536
9	1:18.400	-0.472
10	1:19.487	+1.087
11	1:18.531	-0.956

(34) Richard Jacyna

0	2:22.385	
1	1:34.163	-48.222
2	1:32.620	-1.543
3	1:31.393	-1.227
4	1:32.619	+1.226
5	1:32.665	+0.046
6	1:32.858	+0.193
7	1:32.599	-0.259
8	1:32.730	+0.131
9	1:31.979	-0.751
10	1:32.944	+0.965

(56) Chris Manuel

0	2:27.725	
1	1:31.472	-56.253
2	1:26.126	-5.346
3	1:27.469	+1.343
4	1:28.393	+0.924
5	1:36.474	+8.081

(6) Brian Meakings

(7) David Kunicki

(16) Greg Carter


(45) Daryl Simpson

Midsummer Meltdown Weekend

Closed Wheel 2 Qualifying Sunday Qualify

Mission Raceway Park (2.12 Km)

15/08/2004 11:35 AM



(24) David Cormier

0	1:35.288	
1	1:14.472	-20.816
2	1:13.689	-0.783
3	1:13.288	-0.401
4	1:27.642	+14.354
5	1:13.471	-14.171

(2) Roman Kardynal

1	1:32.073	
2	1:21.174	-10.899
3	1:21.295	+0.121
4	1:20.483	-0.812

(22) Steve Paquette

0	1:29.920	
1	1:20.841	-9.079
2	1:20.841	-0.000
3	1:20.843	+0.002
4	1:21.358	+0.515
5	1:21.231	-0.127
6	1:21.120	-0.111

(4) Derek Smith

0	1:37.878	
1	1:29.241	-8.637
2	1:24.362	-4.879
3	1:23.464	-0.898
4	1:22.651	-0.813
5	1:22.513	-0.138
6	1:21.876	-0.637
7	1:22.567	+0.691
8	1:23.534	+0.967
9	1:25.011	+1.477

(188) Aaron Carter

0	1:33.068	
1	1:23.898	-9.170
2	1:22.194	-1.704
3	1:22.938	+0.744
4	1:22.168	-0.770

(174) Keith Carter

0	1:30.593	
1	1:23.295	-7.298
2	1:26.916	+3.621
3	1:23.969	-2.947
4	1:22.580	-1.389
5	1:22.904	+0.324
6	1:23.202	+0.298

7	1:22.823	-0.379
8	1:44.271	+21.448
9	1:23.366	-20.905

(720) Ryan Ennis

0	1:31.650	
1	1:26.685	-4.965
2	1:29.197	+2.512
3	1:26.761	-2.436
4	1:24.285	-2.476
5	1:23.229	-1.056
6	1:24.070	+0.841
7	1:27.971	+3.901
8	1:27.963	-0.008
9	1:28.866	+0.903

(113) Tom Davies

0	1:38.432	
1	1:26.228	-12.204
2	1:24.920	-1.308
3	1:24.729	-0.191
4	1:23.726	-1.003
5	1:26.364	+2.638
6	1:27.680	+1.316
7	1:24.721	-2.959
8	1:24.929	+0.208
9	1:23.677	-1.252

(56) Chris Manuel

0	1:36.103	
1	1:25.446	-10.657
2	1:27.222	+1.776
3	1:26.629	-0.593
4	1:26.249	-0.380
5	1:24.404	-1.845
6	1:23.717	-0.687
7	1:27.438	+3.721
8	1:26.936	-0.502
9	1:30.444	+3.508

(53) Robert Dunlop

1	1:34.783	
2	1:25.108	-9.675
3	1:24.561	-0.547
4	1:24.048	-0.513
5	1:24.604	+0.556
6	1:24.522	-0.082
7	1:24.557	+0.035
8	1:24.549	-0.008

(92) Robert Johnston

0	1:36.284	
1	1:27.181	-9.103
2	1:24.126	-3.055
3	1:24.819	+0.693
4	1:24.382	-0.437
5	1:25.091	+0.709
6	1:24.697	-0.394
7	1:24.649	-0.048
8	1:24.602	-0.047

(26) Kim Fabro

0	1:34.788	
1	1:24.617	-10.171
2	1:27.243	+2.626
3	1:25.655	-1.588
4	1:25.260	-0.395
p5	3:13.975	+1:48.715
6	1:30.535	-1:43.440
7	1:26.386	-4.149

(97) Owen Walstrom

0	1:34.886	
1	1:28.115	-6.771
2	1:30.516	+2.401
3	1:27.361	-3.155
4	1:25.155	-2.206

(30) Gerald Paetz

0	1:42.259	
1	1:25.951	-16.308
2	1:26.369	+0.418
3	1:26.583	+0.214
4	1:28.192	+1.609
5	1:36.917	+8.725

(16) Greg Carter

0	1:38.586	
1	1:30.213	-8.373
2	1:27.428	-2.785

(32) Pam Vidulich

0	1:40.467	
1	1:31.591	-8.876
2	1:30.542	-1.049
3	1:31.919	+1.377
4	1:31.073	-0.846
5	1:32.376	+1.303
6	1:31.904	-0.472
7	1:31.961	+0.057

8	1:31.912	-0.049
---	----------	--------

(34) Richard Jacyna

0	1:41.639	
1	1:32.149	-9.490
2	1:30.681	-1.468
3	1:30.848	+0.167
4	1:30.543	-0.305
5	1:31.088	+0.545
6	1:38.616	+7.528
7	1:31.138	-7.478
8	1:32.428	+1.290

(6) Brian Meakings

(7) David Kunicki

(35) Paul Bunbury

(37) John Cartwright

(45) Daryl Simpson

(90) Keith Robinson

(131) Martin Berryman

(785) Fred Hendy

Midsummer Meltdown Weekend

Novice Closed Wheel

Mission Raceway Park (2.12 Km)

Practice # 1

Practice

14/08/2004 9:45 AM

(128) Robert Voytcheff

1	1:32.183	
2	1:29.971	-2.212
3	1:27.192	-2.779
4	1:26.665	-0.527
p5	2:06.742	+40.077
6	1:29.321	-37.421
7	1:26.372	-2.949
8	1:27.583	+1.211

(56) Dave Whieldon

1	2:00.774	
2	1:34.972	-25.802
3	1:31.394	-3.578
4	1:29.049	-2.345
5	1:28.040	-1.009
6	1:27.659	-0.381
7	1:27.512	-0.147
8	1:28.055	+0.543
9	1:26.608	-1.447

(26) Kim Fabbro

1	1:53.556	
2	1:31.631	-21.925
3	1:35.317	+3.686
4	1:27.923	-7.394
5	1:30.101	+2.178
6	1:27.127	-2.974
7	1:29.199	+2.072
8	1:29.831	+0.632
9	1:27.010	-2.821

(722) Crystal Dalman

1	2:02.002	
2	1:35.464	-26.538
3	1:30.476	-4.988
4	1:29.738	-0.738
5	1:28.302	-1.436
6	1:30.969	+2.667
7	1:29.003	-1.966
8	1:28.668	-0.335
9	1:28.424	-0.244

(126) Houtan Bani-Sadr

1	2:08.255	
2	1:32.976	-35.279
3	1:30.222	-2.754
4	1:29.972	-0.250
5	1:29.620	-0.352
6	1:29.805	+0.185

7	1:30.094	+0.289
8	1:30.429	+0.335
9	1:29.024	-1.405

(23)

1	1:32.200	
2	1:39.297	+7.097
3	1:32.018	-7.279
4	1:29.531	-2.487
5	1:31.204	+1.673
6	1:32.890	+1.686
7	1:31.768	-1.122
8	1:29.996	-1.772

(45)

1	1:52.319	
2	1:35.274	-17.045
3	1:34.162	-1.112
4	1:31.022	-3.140
5	1:30.910	-0.112
6	1:30.441	-0.469
7	1:31.013	+0.572
8	1:31.348	+0.335
9	1:29.667	-1.681

(90) Jonathan Anderson

1	1:58.828	
2	1:34.908	-23.920
3	1:32.842	-2.066
4	1:30.465	-2.377
5	1:32.892	+2.427
6	1:31.042	-1.850
7	1:30.295	-0.747
8	1:30.127	-0.168
9	1:30.602	+0.475

(790) Kevin Gray

1	2:07.247	
2	1:35.463	-31.784
3	1:34.238	-1.225
4	1:33.054	-1.184
5	1:34.377	+1.323
6	1:31.976	-2.401
7	1:31.205	-0.771
8	1:33.229	+2.024
9	1:32.214	-1.015

(31) Tim Brausse

1	2:01.972	
2	1:31.650	-30.322

(77) Roberto DeSandoli

1	2:03.432	
2	1:36.421	-27.011
3	1:38.509	+2.088
4	1:33.221	-5.288
5	1:34.932	+1.711
p6	1:52.230	+17.298
7	1:36.497	-15.733
8	1:33.080	-3.417
9	1:31.689	-1.391

(11) Necker Kwok

1	1:54.858	
2	1:37.147	-17.711
3	1:37.409	+0.262
4	1:34.057	-3.352
5	1:35.083	+1.026
p6	4:06.296	+2:31.213
7	1:43.461	-2:22.835

(177) Dan Keeler

Midsummer Meltdown Weekend


Novice Closed Wheel

Practice # 2

Practice

Mission Raceway Park (2.12 Km)

14/08/2004 11:35 AM



(31) Tim Brasseur

1	1:33.389	
2	1:28.425	-4.964
3	1:25.040	-3.385
4	1:25.804	+0.764
5	1:25.062	-0.742
6	1:27.038	+1.976
7	1:27.535	+0.497
8	1:27.259	-0.276
p9	2:06.134	+38.875
10	1:30.762	-35.372

(128) Robert Voytcheff

1	1:37.281	
2	1:29.580	-7.701
3	1:27.311	-2.269
4	1:25.537	-1.774
5	1:25.888	+0.351
6	1:25.651	-0.237
7	1:27.614	+1.963
8	1:25.109	-2.505
9	1:25.292	+0.183
10	1:25.820	+0.528

(56) Dave Whieldon

1	1:34.651	
2	1:31.272	-3.379
3	1:26.242	-5.030
4	1:26.044	-0.198
5	1:25.879	-0.165
6	1:25.835	-0.044
7	1:26.066	+0.231
8	1:26.931	+0.865
9	1:26.377	-0.554
10	1:25.819	-0.558

(26) Kim Fabbro

1	1:36.350	
2	1:28.976	-7.374
3	1:27.874	-1.102
4	1:26.225	-1.649
5	1:28.774	+2.549
6	1:32.657	+3.883
7	1:37.390	+4.733
8	1:28.065	-9.325
9	1:28.565	+0.500
10	1:27.079	-1.486

(23) Robert Currie Jr.

1	1:36.689	
---	----------	--

2	1:29.000	-7.689
3	1:27.965	-1.035
4	1:27.225	-0.740
5	1:30.792	+3.567
6	1:29.959	-0.833
7	1:34.092	+4.133
8	1:27.420	-6.672
9	1:27.461	+0.041
10	1:27.001	-0.460

(722) Crystal Dalman

1	1:37.858	
2	1:29.994	-7.864
3	1:29.072	-0.922
4	1:31.073	+2.001
5	1:29.888	-1.185
6	1:29.328	-0.560
7	1:29.121	-0.207
8	1:27.617	-1.504
9	1:30.225	+2.608

(90) Jonathan Anderson

1	1:39.643	
2	1:29.786	-9.857
3	1:28.338	-1.448
4	1:29.127	+0.789
5	1:30.100	+0.973
6	1:29.971	-0.129
7	1:30.310	+0.339
8	1:31.651	+1.341
9	1:29.828	-1.823

(126) Houtan Bani-Sadr

1	1:35.221	
2	1:30.803	-4.418
3	1:29.440	-1.363
4	1:29.093	-0.347
5	1:29.386	+0.293
6	1:31.380	+1.994
7	1:33.510	+2.130
8	1:29.381	-4.129
9	1:29.069	-0.312
10	1:29.028	-0.041

(45) Nick Monaco

1	1:38.171	
2	1:32.040	-6.131
3	1:32.916	+0.876
4	1:31.496	-1.420
5	1:31.944	+0.448

6	1:32.666	+0.722
7	1:31.957	-0.709
8	1:31.121	-0.836
9	1:30.065	-1.056

(11) Necker Kwok

1	1:39.358	
2	1:36.292	-3.066
3	1:34.405	-1.887
4	1:38.012	+3.607
5	1:33.585	-4.427
6	1:35.159	+1.574
7	1:32.199	-2.960
8	1:30.843	-1.356
9	1:31.516	+0.673

(790) Kevin Gray

1	1:36.795	
2	1:30.889	-5.906
3	1:32.886	+1.997
4	1:32.753	-0.133
5	1:31.305	-1.448
6	1:31.187	-0.118
7	1:32.063	+0.876

(77) Roberto DeSandoli

1	1:36.980	
2	1:32.528	-4.452
3	1:32.803	+0.275
4	1:35.334	+2.531
5	1:30.934	-4.400

(177) Dan Keeler

Midsummer Meltdown Weekend

Novice Closed Wheel

Mission Raceway Park (2.12 Km)

Race

Race

14/08/2004 2:50 PM

(23) Robert Currie Jr.

0	2:46.327	
1	1:36.297	-1:10.030
2	1:30.650	-5.647
3	1:28.312	-2.338
p4	8:35.484	+7:07.172
5	2:20.588	-6:14.896
6	1:27.340	-53.248
7	1:27.328	-0.012
8	1:25.959	-1.369
9	1:25.461	-0.498
10	1:25.632	+0.171
11	1:25.346	-0.286
12	1:25.413	+0.067
13	1:25.904	+0.491
14	1:25.697	-0.207
15	1:25.574	-0.123

(56) Dave Whieldon

0	2:37.900	
1	1:35.433	-1:02.467
2	1:30.721	-4.712
3	1:28.518	-2.203
p4	8:35.821	+7:07.303
5	2:17.988	-6:17.833
6	1:26.624	-51.364
7	1:27.444	+0.820
8	1:25.753	-1.691
9	1:25.121	-0.632
10	1:25.408	+0.287
11	1:25.112	-0.296
12	1:25.037	-0.075
13	1:30.070	+5.033
14	1:24.816	-5.254
15	1:26.296	+1.480

(128) Robert Voytcheff

0	2:37.165	
1	1:33.888	-1:03.277
2	1:29.739	-4.149
3	1:27.795	-1.944
p4	8:36.082	+7:08.287
5	2:21.611	-6:14.471
6	1:46.303	-35.308
7	1:28.718	-17.585
8	1:26.479	-2.239
9	1:26.819	+0.340
10	1:25.690	-1.129
11	1:24.540	-1.150
12	1:25.550	+1.010

13 1:25.712 +0.162

14	1:27.837	+2.125
15	1:27.458	-0.379

(26) Kim Fabbro

0	2:31.703	
1	1:36.834	-54.869
2	1:32.706	-4.128
3	1:28.862	-3.844
p4	8:42.383	+7:13.521
5	2:13.562	-6:28.821
6	1:30.831	-42.731
7	1:29.200	-1.631
8	1:29.560	+0.360
9	1:27.869	-1.691
10	1:27.389	-0.480
11	1:26.744	-0.645
12	1:28.459	+1.715
13	1:27.733	-0.726
14	1:27.307	-0.426
15	1:28.678	+1.371

(722) Crystal Dalman

0	2:41.998	
1	1:35.601	-1:06.397
2	1:30.690	-4.911
3	1:29.572	-1.118
p4	8:37.557	+7:07.985
5	2:18.938	-6:18.619
6	1:33.332	-45.606
7	1:29.499	-3.833
8	1:29.597	+0.098
9	1:32.876	+3.279
10	1:29.508	-3.368
11	1:27.449	-2.059
12	1:28.068	+0.619
13	1:29.959	+1.891
14	1:31.286	+1.327
15	1:30.059	-1.227

(90) Jonathan Anderson

0	2:38.735	
1	1:35.763	-1:02.972
2	1:31.537	-4.226
3	1:31.367	-0.170
p4	8:41.868	+7:10.501
5	2:14.312	-6:27.556
6	1:32.488	-41.824
7	1:30.441	-2.047
8	1:30.054	-0.387

9 1:30.842 +0.788

10	1:29.669	-1.173
11	1:29.080	-0.589
12	1:29.899	+0.819
13	1:30.540	+0.641
14	1:30.585	+0.045
15	1:32.033	+1.448

(45) Nick Monaco

0	2:39.138	
1	1:41.053	-58.085
2	1:31.887	-9.166
3	1:31.916	+0.029
p4	8:41.202	+7:09.286
5	2:12.286	-6:28.916
6	1:32.134	-40.152
7	1:31.389	-0.745
8	1:31.634	+0.245
9	1:31.167	-0.467
10	1:30.428	-0.739
11	1:30.223	-0.205
12	1:29.785	-0.438
13	1:31.680	+1.895
14	1:29.812	-1.868
15	1:29.020	-0.792

(31) Tim Brousse

0	2:43.960	
1	1:30.406	-1:13.554
2	1:26.042	-4.364
3	1:27.673	+1.631
p4	8:42.212	+7:14.539
5	2:23.452	-6:18.760
6	1:27.082	-56.370
7	2:05.880	+38.798
8	1:28.184	-37.696
9	1:27.244	-0.940
10	1:27.207	-0.037
11	1:27.378	+0.171
12	1:27.985	+0.607
13	1:28.332	+0.347
14	1:29.904	+1.572
15	1:28.625	-1.279

(11) Necker Kwok

0	2:43.083	
1	1:36.846	-1:06.237
2	1:32.322	-4.524
3	1:32.442	+0.120
p4	8:42.868	+7:10.426

5 2:13.841 -6:29.027

6	1:34.375	-39.466
7	1:30.983	-3.392
8	1:32.126	+1.143
9	1:30.987	-1.139
10	1:31.017	+0.030
11	1:31.508	+0.491
12	1:32.561	+1.053
13	1:32.517	-0.044
14	1:31.508	-1.009
15	1:31.194	-0.314

(790) Kevin Gray

0	2:45.860	
1	1:34.780	-1:11.080
2	1:33.668	-1.112
3	1:31.241	-2.427
p4	8:39.497	+7:08.256
5	2:16.236	-6:23.261
6	1:30.692	-45.544
7	1:29.377	-1.315
8	1:30.137	+0.760
9	1:31.277	+1.140
10	1:31.413	+0.136
11	1:32.062	+0.649
12	1:31.028	-1.034
13	1:42.894	+11.866
14	1:32.611	-10.283
15	1:33.409	+0.798

(77) Roberto DeSandoli

0	2:50.093	
1	1:33.545	-1:16.548
2	1:30.597	-2.948
3	1:31.605	+1.008

(126) Houtan Bani-Sadr

0	2:49.548	
1	1:34.363	-1:15.185
2	1:32.706	-1.657
3	1:29.558	-3.148

(177) Dan Keeler

0	3:59.804	
1	3:03.890	-55.914
2	34.610	-2:29.280
3	9:27.779	+8:53.169

Chief of Timing & Scoring:
Date:
Signed:




Midsummer Meltdown Weekend

Open Wheel

Practice Saturday With Novice Practice

Mission Raceway Park (2.12 Km)

14/08/2004 10:05 AM



(55) Rob Meyering

1	1:36.465	
p2	5:26.765	+3:50.300
3	1:26.825	-3:59.940
4	1:18.008	-8.817
5	1:17.305	-0.703
6	1:16.859	-0.446
7	1:15.903	-0.956
8	1:15.287	-0.616
9	1:16.018	+0.731
10	1:15.296	-0.722

(36) Ray Stec

1	1:40.253	
2	1:20.610	-19.643
p3	5:25.294	+4:04.684
4	1:26.613	-3:58.681
5	1:16.672	-9.941
6	1:16.147	-0.525
7	1:16.927	+0.780
8	1:15.721	-1.206
9	1:26.706	+10.985
10	1:22.048	-4.658
11	1:35.706	+13.658

(18) Michael Lensen

1	1:40.718	
p2	5:25.611	+3:44.893
3	1:29.487	-3:56.124
4	1:19.956	-9.531
5	1:20.010	+0.054
6	1:19.831	-0.179
7	1:18.716	-1.115
8	1:18.580	-0.136
9	1:18.727	+0.147
10	1:17.872	-0.855

(45) Dave McKay

p1	5:56.164	
2	1:35.947	-4:20.217
3	1:25.975	-9.972
4	1:24.652	-1.323
5	1:23.090	-1.562
6	1:44.172	+21.082
7	1:27.323	-16.849
8	1:24.047	-3.276

(31) Bob Williams

1	1:38.046	
p2	5:22.632	+3:44.586

3	1:32.583	-3:50.049
4	1:23.728	-8.855
5	1:23.616	-0.112
6	1:24.189	+0.573
7	1:25.556	+1.367

(57) Tim Pickstone

p1	5:26.357	
2	1:35.726	-3:50.631
3	1:27.218	-8.508
4	1:25.689	-1.529
5	1:24.749	-0.940
6	1:24.952	+0.203
7	1:26.396	+1.444
8	1:24.362	-2.034

(6) Scott Arthur

1	1:39.578	
2	1:27.942	-11.636
p3	5:36.883	+4:08.941
4	1:30.731	-4:06.152
5	1:25.320	-5.411
6	1:25.151	-0.169
7	1:24.997	-0.154
8	1:28.116	+3.119

(119) Roland Stec

1	1:39.050	
2	1:29.276	-9.774
p3	7:40.342	+6:11.066

(61) Kevin Skinner

1	1:55.329	
2	1:44.144	-11.185
p3	5:11.216	+3:27.072
4	1:46.025	-3:25.191
5	1:38.354	-7.671
6	1:35.716	-2.638
7	1:37.055	+1.339
8	1:35.375	-1.680
9	1:36.151	+0.776

(43) Lawrence Green

1	1:55.956	
2	1:44.215	-11.741
p3	5:10.193	+3:25.978
4	1:48.718	-3:21.475
5	1:41.578	-7.140
6	1:44.521	+2.943
7	1:36.829	-7.692

8	1:38.236	+1.407
9	1:45.010	+6.774

(19) Al Ores

1	1:56.251	
2	1:44.244	-12.007
p3	5:09.411	+3:25.167
4	1:49.197	-3:20.214
5	1:42.167	-7.030
6	1:40.693	-1.474
7	1:39.402	-1.291
8	1:38.332	-1.070
9	1:47.876	+9.544

(89) Al Cruickshank

(118) Currie Boyle

Chief of Timing & Scoring:

Date:


Signed:

Midsummer Meltdown Weekend

Open Wheel
Practice Sunday
Practice

Mission Raceway Park (2.12 Km)

15/08/2004 9:45 AM



(55) Rob Meyering

0	1:31.255	
1	1:20.730	-10.525
2	1:18.485	-2.245
3	1:18.617	+0.132
4	1:17.307	-1.310
5	1:14.900	-2.407
6	1:14.539	-0.361
7	1:15.688	+1.149
8	1:16.905	+1.217
9	1:15.291	-1.614
10	1:17.072	+1.781

(36) Ray Stec

0	1:45.514	
1	1:24.924	-20.590
2	1:17.904	-7.020
3	1:17.148	-0.756
4	1:15.401	-1.747
5	1:14.677	-0.724
6	1:15.057	+0.380
7	1:14.913	-0.144
8	1:14.566	-0.347

(45) Dave McKay

0	1:42.140	
1	1:29.708	-12.432
2	1:27.015	-2.693
3	1:23.618	-3.397
4	1:20.551	-3.067
5	1:21.806	+1.255
6	1:30.853	+9.047
7	1:24.083	-6.770
8	1:21.954	-2.129
9	1:24.408	+2.454

(57) Tim Pickstone

0	1:45.036	
1	1:27.285	-17.751
2	1:23.906	-3.379
3	1:23.484	-0.422
4	1:22.276	-1.208
5	1:22.506	+0.230
6	1:27.838	+5.332
7	1:23.674	-4.164
8	1:22.649	-1.025
9	1:24.738	+2.089

(31) Bob Williams

0	1:47.995	
---	----------	--

1	1:35.876	-12.119
2	1:29.300	-6.576
3	1:26.554	-2.746
4	1:27.431	+0.877
5	1:26.706	-0.725
6	1:26.089	-0.617
7	1:27.090	+1.001
8	1:25.270	-1.820
9	1:23.968	-1.302

(6) Scott Arthur

0	1:35.171	
1	1:26.242	-8.929
2	1:38.884	+12.642
3	1:26.079	-12.805
4	1:27.027	+0.948
p5	2:51.018	+1:23.991
6	1:34.064	-1:16.954
7	1:25.886	-8.178
8	1:26.191	+0.305

(19) Al Ores

(43) Lawrence Green

(61) Kevin Skinner

(75) Rick Payne

(89) Al Cruickshank

(118) Currie Boyle


(119) Roland Stec

Midsummer Meltdown Weekend

Open Wheel
Race Saturday
Race

Mission Raceway Park (2.12 Km)

14/08/2004 3:50 PM



(75) Rick Payne

0	2:36.994	
1	2:44.076	+7.082
2	1:20.112	-1:23.964
3	1:15.313	-4.799
4	1:15.768	+0.455
5	1:15.928	+0.160
6	1:15.379	-0.549
7	1:13.880	-1.499
8	1:14.246	+0.366
9	1:14.466	+0.220
10	1:15.495	+1.029
11	1:14.506	-0.989
12	1:14.685	+0.179
13	1:14.599	-0.086
14	1:15.018	+0.419
15	1:14.194	-0.824
16	1:17.738	+3.544
17	1:18.434	+0.696

(45) Dave McKay

9	1:18.173	-0.214
10	1:18.289	+0.116
11	1:17.920	-0.369
12	1:18.211	+0.291
13	1:18.368	+0.157
14	1:18.190	-0.178
15	1:18.671	+0.481
16	1:18.381	-0.290
17	1:18.463	+0.082

(55) Rob Meyering

0	2:52.645	
1	2:46.992	-5.653
2	1:23.451	-1:23.541
3	1:20.484	-2.967
4	1:21.291	+0.807
5	1:21.514	+0.223
6	1:23.554	+2.040
7	1:24.547	+0.993
8	1:25.454	+0.907
9	1:24.841	-0.613
10	1:26.083	+1.242
11	1:24.925	-1.158
12	1:25.837	+0.912
13	1:24.093	-1.744
14	1:22.864	-1.229
15	1:22.532	-0.332
16	1:23.920	+1.388

(31) Bob Williams

0	2:52.717	
1	2:48.058	-4.659
2	1:27.744	-1:20.314
3	1:27.502	-0.242
4	1:25.026	-2.476
5	1:26.816	+1.790
6	1:25.550	-1.266
7	1:23.940	-1.610
8	1:24.629	+0.689
9	1:24.930	+0.301
10	1:24.473	-0.457
11	1:24.607	+0.134
12	1:22.245	-2.362
13	1:22.642	+0.397
14	1:24.004	+1.362
15	1:23.013	-0.991
16	1:22.379	-0.634

(57) Tim Pickstone

0	2:38.831	
---	----------	--

1	2:45.382	+6.551
2	1:29.632	-1:15.750
3	1:25.275	-4.357
4	1:24.671	-0.604
5	1:24.068	-0.603
6	1:23.361	-0.707
7	1:24.694	+1.333
8	1:25.443	+0.749
9	1:23.732	-1.711
10	1:25.054	+1.322
11	1:24.383	-0.671
12	1:24.660	+0.277
13	1:22.741	-1.919
14	1:26.288	+3.547
15	1:22.086	-4.202
16	1:22.170	+0.084

(6) Scott Arthur

0	2:51.656	
1	2:46.807	-4.849
2	1:28.008	-1:18.799
3	1:24.885	-3.123
4	1:24.941	+0.056
5	1:25.251	+0.310
6	1:26.946	+1.695
7	1:25.585	-1.361
8	1:26.657	+1.072
9	1:26.522	-0.135
10	1:25.400	-1.122
11	1:25.228	-0.172
12	1:25.151	-0.077
13	1:26.099	+0.948
14	1:25.888	-0.211
15	1:26.328	+0.440
16	1:27.565	+1.237

(119) Roland Stec

0	2:32.714	
1	2:44.766	+12.052
2	1:27.094	-1:17.672
3	1:26.936	-0.158
4	1:25.319	-1.617
5	1:26.706	+1.387
6	1:26.559	-0.147
7	1:25.973	-0.586
8	1:26.255	+0.282
9	1:25.599	-0.656
10	1:24.904	-0.695
11	1:25.361	+0.457
12	1:27.144	+1.783

13	1:25.668	-1.476
14	1:26.291	+0.623
15	1:26.522	+0.231
16	1:26.785	+0.263

(19) Al Ores

0	2:42.012	
1	2:46.045	+4.033
2	1:38.910	-1:07.135
3	1:34.192	-4.718
4	1:33.941	-0.251
5	1:33.324	-0.617
6	1:33.932	+0.608
7	1:34.454	+0.522
8	1:33.766	-0.688
9	1:36.527	+2.761
10	1:35.154	-1.373
11	1:34.626	-0.528
12	1:35.061	+0.435
13	1:38.380	+3.319
14	1:38.723	+0.343

(89) Al Cruickshank

0	1:07.672	
1	1:39.001	-9:28.671
2	1:30.992	-8.009
3	1:35.682	+4.690
4	1:31.990	-3.692
5	1:30.401	-1.589
6	1:29.899	-0.502
7	1:30.811	+0.912
8	1:32.030	+1.219
9	1:31.194	-0.836
10	1:32.457	+1.263

(43) Lawrence Green

0	2:41.619	
1	2:46.565	+4.946
2	1:38.731	-1:07.834
3	1:39.299	+0.568
4	1:35.130	-4.169
5	1:37.565	+2.435
6	1:41.045	+3.480
7	1:37.056	-3.989
8	1:41.937	+4.881
9	1:40.752	-1.185
10	1:40.080	-0.672
11	1:52.617	+12.537

(36) Ray Stec

0	2:24.964	
1	2:44.421	+19.457
2	1:20.520	-1:23.901
3	1:18.455	-2.065
4	1:19.202	+0.747
5	1:18.509	-0.693
6	1:17.798	-0.711
7	1:16.969	-0.829

(61) Kevin Skinner

0	4:31.869	
1	13.452	-4:18.417
2	1:37.706	+1:24.254
3	1:37.055	-0.651
4	1:34.256	-2.799
5	1:36.726	+2.470

(118) Currie Boyle

Chief of Timing & Scoring:
Date:
Signed:




Midsummer Meltdown Weekend

Open Wheel Qualifying Saturday Qualify

Mission Raceway Park (2.12 Km)

14/08/2004 12:00 PM



(55) Rob Meyering

1	1:34.823	
2	1:17.555	-17.268
3	1:17.738	+0.183
4	1:14.970	-2.768
5	1:14.921	-0.049
6	1:15.238	+0.317
7	1:15.521	+0.283
8	1:14.758	-0.763
9	1:14.970	+0.212
10	1:23.069	+8.099

(36) Ray Stec

1	1:33.048	
2	1:18.556	-14.492
3	1:16.805	-1.751
4	1:31.471	+14.666
5	1:16.580	-14.891
6	1:15.793	-0.787
7	1:15.179	-0.614

(18) Michael Lensen

1	1:30.588	
2	1:19.798	-10.790
3	1:18.588	-1.210
4	1:18.082	-0.506
5	1:18.455	+0.373
6	1:17.364	-1.091
7	1:17.608	+0.244
8	1:17.470	-0.138
9	1:17.836	+0.366
10	1:18.681	+0.845

(45) Dave McKay

1	1:30.139	
2	1:22.834	-7.305
3	1:21.188	-1.646
4	1:21.614	+0.426
5	1:21.206	-0.408
6	1:22.241	+1.035
7	1:24.023	+1.782
8	1:25.836	+1.813
9	1:25.029	-0.807
10	1:26.495	+1.466

(57) Tim Pickstone

1	1:39.693	
2	1:39.263	-0.430
3	1:26.639	-12.624
4	1:24.042	-2.597

5	1:22.784	-1.258
6	1:22.088	-0.696
7	1:22.590	+0.502
8	1:24.139	+1.549
9	1:22.827	-1.312
10	1:24.147	+1.320

(31) Bob Williams

1	1:39.884	
2	1:26.740	-13.144
3	1:23.871	-2.869
4	1:29.606	+5.735
5	1:27.115	-2.491
6	1:23.455	-3.660

(6) Scott Arthur

1	1:33.200	
2	1:25.803	-7.397
3	1:24.377	-1.426
4	1:24.537	+0.160
5	1:24.667	+0.130
6	1:24.401	-0.266
7	1:24.516	+0.115

(89) Al Cruickshank

1	1:40.036	
2	1:34.421	-5.615
3	1:31.995	-2.426
4	1:29.175	-2.820
5	1:33.178	+4.003
6	1:32.546	-0.632
7	1:32.197	-0.349
8	1:32.373	+0.176

(43) Lawrence Green

1	1:39.794	
2	1:34.662	-5.132
3	1:35.845	+1.183
4	1:38.133	+2.288
5	1:34.383	-3.750

(19) Al Ores

1	1:43.483	
2	1:37.319	-6.164
3	1:35.294	-2.025
4	1:34.538	-0.756
5	1:35.491	+0.953
6	1:35.171	-0.320

(61) Kevin Skinner

1	1:42.414	
2	1:36.632	-5.782
3	1:36.328	-0.304
4	1:35.616	-0.712
5	1:35.850	+0.234
6	1:36.451	+0.601
7	1:36.181	-0.270
8	1:36.102	-0.079
9	1:36.167	+0.065

(118) Currie Boyle

(119) Roland Stec

Chief of Timing & Scoring:
Date:
Signed:




Midsummer Meltdown Weekend

Open Wheel
Race Sunday
Race

Mission Raceway Park (2.12 Km)

15/08/2004 3:30 PM



(75) Rick Payne

0	2:10.319	
1	1:20.737	-49.582
2	1:17.221	-3.516
3	1:15.565	-1.656
4	1:15.224	-0.341
5	1:14.771	-0.453
6	1:15.802	+1.031
7	1:15.359	-0.443
8	1:14.636	-0.723
9	1:14.950	+0.314
10	1:16.697	+1.747
11	1:15.235	-1.462
12	1:14.901	-0.334
13	1:15.113	+0.212
14	1:15.068	-0.045
15	1:15.327	+0.259
16	1:15.082	-0.245

(36) Ray Stec

0	2:22.654	
1	1:19.031	-1:03.623
2	1:17.054	-1.977
3	1:16.384	-0.670
4	1:15.436	-0.948
5	1:15.967	+0.531
6	1:15.238	-0.729
7	1:15.126	-0.112
8	1:15.280	+0.154
9	1:16.390	+1.110
10	1:17.008	+0.618
11	1:15.717	-1.291
12	1:15.516	-0.201
13	1:15.527	+0.011
14	1:15.476	-0.051
15	1:16.158	+0.682
16	1:15.882	-0.276

(55) Rob Meyering

0	2:25.129	
1	1:18.926	-1:06.203
2	1:16.061	-2.865
3	1:15.902	-0.159
4	1:15.754	-0.148
5	1:17.712	+1.958
6	1:16.468	-1.244
7	1:15.477	-0.991
8	1:15.692	+0.215
9	1:18.831	+3.139
10	1:18.362	-0.469

11 1:15.669 -2.693

12	1:16.111	+0.442
13	1:16.988	+0.877
14	1:15.444	-1.544
15	1:15.246	-0.198
16	1:16.144	+0.898

(18) Michael Lensen

0	2:22.099	
1	1:21.247	-1:00.852
2	1:19.061	-2.186
3	1:18.443	-0.618
4	1:18.429	-0.014
5	1:18.372	-0.057
6	1:18.212	-0.160
7	1:18.507	+0.295
8	1:18.519	+0.012
9	1:19.170	+0.651
10	1:18.532	-0.638
11	1:18.785	+0.253
12	1:19.378	+0.593
13	1:18.432	-0.946
14	1:18.781	+0.349
15	1:18.531	-0.250
16	1:18.485	-0.046

(45) Dave McKay

0	2:20.074	
1	1:21.624	-58.450
2	1:19.361	-2.263
3	1:19.081	-0.280
4	1:18.712	-0.369
5	1:18.725	+0.013
6	1:19.136	+0.411
7	1:19.709	+0.573
8	1:20.014	+0.305
9	1:20.124	+0.110
10	1:20.226	+0.102
11	1:19.861	-0.365
12	1:19.356	-0.505
13	1:19.766	+0.410
14	1:20.250	+0.484
15	1:19.797	-0.453
16	1:19.907	+0.110

(31) Bob Williams

0	2:15.469	
1	1:25.842	-49.627
2	1:23.693	-2.149
3	1:22.617	-1.076

4 1:23.065 +0.448

5	1:23.417	+0.352
6	1:22.974	-0.443
7	1:22.741	-0.233
8	1:22.810	+0.069
9	1:23.612	+0.802
10	1:23.607	-0.005
11	1:22.671	-0.936
12	1:24.101	+1.430
13	1:23.128	-0.973
14	1:22.726	-0.402
15	1:22.664	-0.062

(119) Roland Stec

0	2:16.203	
1	1:26.771	-49.432
2	1:24.404	-2.367
3	1:24.581	+0.177
4	1:24.541	-0.040
5	1:24.718	+0.177
6	1:24.409	-0.309
7	1:24.551	+0.142
8	1:35.800	+11.249
9	1:27.599	-8.201
10	1:24.792	-2.807
11	1:26.247	+1.455
12	1:25.505	-0.742
13	1:25.631	+0.126
14	1:25.887	+0.256
15	1:27.672	+1.785

(57) Tim Pickstone

0	2:18.947	
1	1:25.415	-53.532
2	1:24.852	-0.563
3	1:25.390	+0.538
4	1:29.159	+3.769
5	1:27.598	-1.561
6	1:25.683	-1.915
7	1:25.357	-0.326
8	1:30.548	+5.191
9	1:28.140	-2.408
10	1:26.420	-1.720
11	1:27.356	+0.936
12	1:26.060	-1.296
13	1:25.042	-1.018
14	1:25.757	+0.715

(6) Scott Arthur

0	2:14.580	
---	----------	--

1 1:26.904 -47.676

2	1:24.156	-2.748
3	1:24.625	+0.469
4	1:25.043	+0.418
5	1:24.109	-0.934
6	1:24.660	-0.551
7	1:24.417	-0.243
8	1:44.606	+20.189
9	1:26.089	-18.517
10	1:24.363	-1.726
11	1:23.733	-0.630
12	1:38.552	+14.819
13	1:36.431	-2.121
14	1:40.726	+4.295

(19) Al Ores

0	2:13.942	
1	1:32.684	-41.258
2	1:31.148	-1.536
3	1:31.341	+0.193
4	1:32.331	+0.990
5	1:35.623	+3.292
6	1:34.222	-1.401
7	1:32.491	-1.731
8	1:33.478	+0.987
9	1:36.995	+3.517
10	1:33.840	-3.155
11	1:34.687	+0.847
12	1:35.266	+0.579
13	1:36.388	+1.122

(43) Lawrence Green

0	2:11.759	
1	1:36.491	-35.268
2	1:34.880	-1.611
3	1:35.748	+0.868
4	1:39.171	+3.423
5	1:39.084	-0.087
6	1:35.931	-3.153
7	1:43.289	+7.358
8	1:45.087	+1.798
9	1:37.191	-7.896
10	1:34.270	-2.921
11	1:44.286	+10.016
12	1:36.461	-7.825
13	1:36.777	+0.316

(29) Kevin Skinner

(89) Al Cruickshank

Chief of Timing & Scoring:
Date:
Signed:




Midsummer Meltdown Weekend

Open Wheel
Qualifying Sunday
Qualify

Mission Raceway Park (2.12 Km)

15/08/2004 11:15 AM



(55) Rob Meyering

0	1:27.485	
1	1:18.461	-9.024
2	1:16.268	-2.193
3	1:16.897	+0.629
4	1:14.750	-2.147
5	1:15.591	+0.841
6	1:15.411	-0.180
7	1:17.054	+1.643
8	1:16.266	-0.788
9	1:16.315	+0.049

(36) Ray Stec

1	1:26.069	
2	1:17.745	-8.324
3	1:16.004	-1.741
4	1:15.194	-0.810
5	1:15.548	+0.354
6	1:15.213	-0.335
7	1:21.247	+6.034
8	1:27.776	+6.529

(18) Michael Lensen

0	1:37.841	
p1	2:46.836	+1:08.995
2	1:22.128	-1:24.708
3	1:18.574	-3.554
4	1:18.576	+0.002
5	1:18.229	-0.347
6	1:17.713	-0.516
7	1:18.345	+0.632
8	1:18.070	-0.275

(45) Dave McKay

0	1:37.073	
1	1:27.923	-9.150
2	1:20.937	-6.986
3	1:19.457	-1.480
4	1:19.238	-0.219
5	1:19.405	+0.167
6	1:19.334	-0.071
7	1:19.746	+0.412
8	1:25.499	+5.753
9	1:24.988	-0.511

(57) Tim Pickstone

0	1:45.647	
1	1:24.992	-20.655
2	1:22.193	-2.799
3	1:23.326	+1.133

4 1:21.786 -1.540

5	1:22.321	+0.535
6	1:22.720	+0.399
7	1:23.027	+0.307
8	1:22.662	-0.365

(119) Roland Stec

0	1:42.305	
1	1:26.583	-15.722
2	1:24.479	-2.104
3	1:24.598	+0.119
4	1:25.040	+0.442
5	1:23.586	-1.454
6	1:25.261	+1.675
7	1:26.979	+1.718
8	1:36.147	+9.168

(31) Bob Williams

0	1:40.563	
1	1:25.268	-15.295
2	1:23.953	-1.315
3	1:24.788	+0.835
4	1:27.108	+2.320
5	1:24.112	-2.996
6	1:24.429	+0.317
7	1:26.901	+2.472
8	1:25.637	-1.264

(6) Scott Arthur

0	1:31.045	
1	1:25.425	-5.620
2	1:25.203	-0.222
3	1:25.157	-0.046
4	1:25.986	+0.829
5	1:24.874	-1.112
6	1:24.472	-0.402
7	1:25.545	+1.073
8	1:24.834	-0.711
9	1:24.487	-0.347

(19) Al Ores

0	1:45.590	
1	1:32.686	-12.904
2	1:31.787	-0.899
3	1:31.096	-0.691
4	1:31.694	+0.598
5	1:31.492	-0.202
6	1:31.131	-0.361
7	1:31.652	+0.521
8	1:33.867	+2.215

(43) Lawrence Green

0	1:53.326	
1	1:38.790	-14.536
2	1:35.531	-3.259
3	1:41.383	+5.852

(61) Kevin Skinner

(75) Rick Payne

(89) Al Cruickshank

(118) Currie Boyle

Printed: 15/08/2004 11:42:32 AM

Licensed to: SCCBC

Chief of Timing & Scoring:

Date:

Signed:



www.amb-it.com
Orbits 1.0



Midsummer Meltdown Weekend

Solo 1 Practice #1 Practice

Mission Raceway Park (2.12 Km)

14/08/2004 9:20 AM

(26) Karl Hunter

1	1:42.884	
2	1:27.178	-15.706
3	1:24.793	-2.385
4	1:25.870	+1.077
5	1:29.152	+3.282
6	1:23.876	-5.276
7	1:33.566	+9.690
8	1:38.591	+5.025

5	1:28.671	-0.222
6	1:32.730	+4.059
7	1:28.715	-4.015
8	1:27.432	-1.283

7 **1:37.657** -1.632

(15) Sheridan Empey

(120) Troy Buxton

(669) Jeff Larson

(115)

1	1:50.379	
2	1:36.321	-14.058
3	1:31.214	-5.107
4	1:25.469	-5.745
5	1:30.644	+5.175
6	1:29.836	-0.808
7	1:24.875	-4.961
8	1:23.989	-0.886

(1) Jason Crombie

1	1:53.645	
2	1:31.986	-21.659
3	1:30.087	-1.899
4	1:30.733	+0.646
5	1:32.755	+2.022
6	1:33.822	+1.067
7	1:35.990	+2.168

(74) Sean Kearney

1	1:49.732	
p2	2:56.303	+1:06.571
3	1:32.287	-1:24.016
4	1:31.279	-1.008
5	1:40.880	+9.601
6	1:31.164	-9.716

(130) Johnny Sandhu

1	1:33.786	
2	1:28.333	-5.453
3	1:25.284	-3.049
4	1:24.759	-0.525

(35) Richard Boyk

1	1:32.415	
---	----------	--

(31) Larry Sandham

1	1:44.378	
2	1:29.037	-15.341
p3	2:24.723	+55.686
4	1:38.249	-46.474
5	1:26.770	-11.479
6	1:30.559	+3.789
7	1:29.175	-1.384

(125) Scott Hulan

1	1:47.474	
2	1:36.887	-10.587
3	1:32.590	-4.297
4	1:36.722	+4.132
5	1:35.802	-0.920
6	1:35.190	-0.612
7	1:35.745	+0.555

(78) Campbell Carlyle

1	1:52.762	
2	1:34.345	-18.417
3	1:31.496	-2.849
4	1:28.191	-3.305
5	1:30.024	+1.833
6	1:29.508	-0.516
7	1:27.136	-2.372
8	1:26.848	-0.288

(61) John-Paul Skinner

1	1:47.916	
2	1:39.709	-8.207
3	1:42.071	+2.362
4	1:37.440	-4.631
5	1:38.325	+0.885
6	1:37.283	-1.042
7	1:37.921	+0.638

(57) Henry Threlfall

1	1:50.835	
2	1:35.936	-14.899
3	1:32.048	-3.888
4	1:28.893	-3.155

(2) Trevor Ryder

1	1:54.884	
2	1:39.074	-15.810
3	1:37.908	-1.166
4	1:38.066	+0.158
5	1:38.625	+0.559
6	1:39.289	+0.664

Printed: 14/08/2004 09:39:57 AM

Licensed to: SCCBC

Chief of Timing & Scoring:

Date:

Signed:



www.amb-it.com
Orbits 1.0




Midsummer Meltdown Weekend

Solo 1
Practice #2
Practice

Mission Raceway Park (2.12 Km)

14/08/2004 1:55 PM



(35) Richard Boyk

1	1:26.266	
2	1:22.670	-3.596
3	1:21.692	-0.978
4	1:22.687	+0.995
5	1:24.223	+1.536
6	1:23.233	-0.990
7	1:36.580	+13.347
8	1:29.009	-7.571
9	1:38.604	+9.595
10	1:42.017	+3.413

(31) Larry Sandham

1	1:30.387	
2	1:24.336	-6.051
3	1:23.282	-1.054
4	1:22.880	-0.402
5	1:22.718	-0.162

(130) Johnny Sandhu

1	1:26.899	
2	1:23.070	-3.829
3	1:23.004	-0.066
4	1:22.840	-0.164
5	1:23.337	+0.497
6	1:24.775	+1.438
7	1:33.021	+8.246
8	1:25.597	-7.424
9	1:36.153	+10.556
10	1:47.307	+11.154

(74) Sean Kearney

1	1:32.196	
2	1:23.928	-8.268
3	1:35.923	+11.995
4	1:40.033	+4.110
5	1:25.210	-14.823
6	1:39.377	+14.167
7	1:24.329	-15.048
8	1:41.548	+17.219
9	1:23.342	-18.206

(115) Sheridan Empey

1	1:33.086	
2	1:24.428	-8.658
3	1:28.804	+4.376
4	1:25.138	-3.666
5	1:25.044	-0.094
6	1:25.226	+0.182
7	1:28.324	+3.098

8	1:27.780	-0.544
9	1:27.760	-0.020
10	1:31.657	+3.897

(26) Karl Hunter

1	1:30.079	
2	1:27.739	-2.340
3	1:25.205	-2.534
4	1:26.978	+1.773
5	1:27.937	+0.959
6	1:29.704	+1.767
7	1:30.052	+0.348
8	1:27.088	-2.964
9	1:29.886	+2.798
10	1:33.260	+3.374

(78) Campbell Carlyle

1	1:34.921	
2	1:26.219	-8.702
3	1:27.873	+1.654
4	1:26.133	-1.740
5	1:26.455	+0.322
6	1:26.820	+0.365
7	1:28.693	-1.873
8	1:31.183	+2.490
9	1:27.052	-4.131
10	1:32.832	+5.780

(57) Henry Threlfall

1	1:34.764	
2	1:27.915	-6.849
3	1:27.400	-0.515
4	1:28.688	+1.288
5	1:27.095	-1.593
6	1:26.591	-0.504
7	1:26.335	-0.256
8	1:32.785	+6.450
9	1:27.239	-5.546
10	1:29.371	+2.132

(1) Jason Crombie

1	1:47.046	
2	1:30.197	-16.849
3	1:29.300	-0.897
4	1:43.088	+13.788
5	1:29.267	-13.821
6	1:42.837	+13.570
7	1:37.688	-5.149
8	1:29.242	-8.446
9	1:50.054	+20.812

(61) John-Paul Skinner

1	1:37.120	
2	1:32.304	-4.816
3	1:33.206	+0.902
4	1:38.972	+5.766
5	1:44.740	+5.768
6	1:45.517	+0.777
7	1:37.400	-8.117
8	1:36.410	-0.990
9	1:42.725	+6.315

(125) Scott Hulan

1	1:36.666	
2	1:33.414	-3.252
3	1:34.068	+0.654
4	1:36.596	+2.528
5	1:37.795	+1.199
6	1:34.575	-3.220
7	1:35.412	+0.837
8	1:38.845	+3.433
9	1:35.141	-3.704

(2) Trevor Ryder

1	1:47.622	
2	1:39.292	-8.330
3	1:38.994	-0.298
4	1:37.595	-1.399
5	1:42.243	+4.648
6	1:41.179	-1.064
7	1:45.356	+4.177
8	1:39.648	-5.708
9	1:38.605	-1.043

(8) Paul Kucken

(9) Chris Hahlen

(17) Ron Simpson

(18) Retta Winbiggler

(21) Bob Styan

(23) Reg Milne

(31) David Bruce Thomas

(34) Tony Baldassarre Lawrence C

(35) Michael Zbarsky

(36) Mike Kaerne

(37) John Cartwright

(38) Gunter Pichler

(44) John McCoy

(45) Daryl Simpson

(66) Evan Williams

(71) Hugh Archer

(74) Peter Weedon

(74) Mark Brown

(77) Frank Chynoransky

(81) Myles Winbiggler

(91) Lorenzo Costantino

(97) Owen Walstrom

(106) Ivan Lessner

(120) Troy Buxton

(188) Greg Carter

(669) Jeff Larson

(720) Anji Bembem Ryan Ennis


(29) John Paul Skinner

Midsummer Meltdown Weekend

Solo 1 Timed Runs Qualify

Mission Raceway Park (2.12 Km)

14/08/2004 5:10 PM



(31) Larry Sandham
1 1:35.224
2 1:20.341 -14.883
3 1:20.431 +0.090
4 1:23.290 +2.859

2 1:28.072 -19.519
3 1:27.877 -0.195
4 1:28.034 +0.157

(125) Scott Hulan
1 1:36.611
2 1:33.314 -3.297
3 1:34.474 +1.160
4 1:34.088 -0.386

(35) Richard Boyk
1 1:47.123
2 1:21.526 -25.597
3 1:21.122 -0.404
4 1:20.444 -0.678

(2) Trevor Ryder
1 1:46.919
2 1:36.894 -10.025
3 1:36.594 -0.300
4 1:36.004 -0.590

(130) Johnny Sandhu
1 1:30.822
2 1:21.761 -9.061
3 1:21.601 -0.160
4 1:21.234 -0.367

(61) John-Paul Skinner

(74) Sean Kearney
1 1:33.738
2 1:22.596 -11.142
3 1:33.296 +10.700
4 1:22.675 -10.621

(120) Troy Buxton

(669) Jeff Larson

(26) Karl Hunter
1 1:37.739
2 1:24.834 -12.905
3 1:23.490 -1.344
4 1:23.534 +0.044

(115) Sheridan Empey
1 1:32.525
2 1:23.773 -8.752
3 1:24.081 +0.308
4 1:24.117 +0.036

(78) Campbell Carlyle
1 1:34.186
2 1:25.726 -8.460
3 1:25.921 +0.195
4 1:25.087 -0.834

(57) Henry Threlfall
1 1:32.472
2 1:27.288 -5.184
3 1:25.916 -1.372
4 1:27.051 +1.135


(1) Jason Crombie
1 1:47.591

Midsummer Meltdown Weekend

Vintage
Practice
Practice

Mission Raceway Park (2.12 Km)

15/08/2004 9:00 AM



(71) Hugh Archer

1	1:50.264	
2	1:27.398	-22.866
3	1:21.055	-6.343
4	1:20.022	-1.033
5	1:20.491	+0.469
6	1:22.408	+1.917
7	1:20.319	-2.089
8	1:20.528	+0.209
9	1:19.745	-0.783
10	1:19.240	-0.505

(81) Myles Winbiggler

1	1:56.604	
2	1:33.037	-23.567
p3	3:53.745	+2:20.708

(66) Evan Williams

1	1:54.802	
2	1:40.273	-14.529
3	1:41.071	+0.798
4	1:40.795	-0.276
5	1:43.052	+2.257

(44) John McCoy

1	1:53.204	
2	1:33.737	-19.467
3	1:28.961	-4.776
4	1:27.182	-1.779
5	1:27.771	+0.589
6	1:25.444	-2.327
7	1:25.868	+0.424
8	1:25.228	-0.640
9	1:28.654	+3.426

(35) Michael Zbarsky

1	1:55.189	
2	1:40.517	-14.672
3	1:40.791	+0.274
4	1:40.657	-0.134
5	1:42.344	+1.687
6	1:41.640	-0.704
7	1:41.244	-0.396
8	1:40.592	-0.652

(38) Gunter Pichler

1	1:46.423	
---	----------	--

(669) Jeff Larson

1	1:57.043	
2	1:32.334	-24.709
3	1:35.519	+3.185
4	1:31.279	-4.240
5	1:30.073	-1.206
6	1:27.005	-3.068
7	1:30.238	+3.233
8	1:27.955	-2.283
9	1:30.246	+2.291

(106) Ivan Lessner

1	0:57.451	
---	----------	--

(69) Roger Flescher

1	1:34.933	
---	----------	--

(118) Currie Boyle

1	2:07.093	
---	----------	--

(74) Mark Brown

1	1:51.484	
2	1:34.171	-17.313
3	1:32.590	-1.581
4	1:32.615	+0.025
5	1:30.334	-2.281
6	1:29.191	-1.143
7	1:31.692	+2.501
8	1:30.053	-1.639
9	1:28.792	-1.261

(18) Retta Winbiggler

(8) Paul Kucken


1	1:52.344	
2	1:38.070	-14.274
3	1:29.091	-8.979

Midsummer Meltdown Weekend

Vintage Qualifying Qualify

Mission Raceway Park (2.12 Km)

15/08/2004 12:00 PM



(71) Hugh Archer

1	1:22.193	
2	1:22.709	+0.516
3	1:20.110	-2.599
4	1:22.048	+1.938
p5	6:35.828	+5:13.780
6	1:30.622	-5:05.206
7	1:19.211	-11.411
8	1:19.047	-0.164
9	1:18.881	-0.166

(38) Gunter Pichler

1	1:26.363	
2	1:23.331	-3.032
3	1:22.799	-0.532
4	1:23.749	+0.950

(118) Currie Boyle

1	1:27.989	
2	1:29.281	+1.292
3	1:28.686	-0.595
4	1:26.593	-2.093
p5	6:20.754	+4:54.161
6	1:31.422	-4:49.332
7	1:24.312	-7.110
8	1:25.955	+1.643
9	1:26.181	+0.226

(44) John McCoy

1	1:25.483	
2	1:25.099	-0.384
3	1:24.956	-0.143
4	1:26.875	+1.919

(8) Paul Kucken

1	1:25.373	
2	1:25.650	+0.277
3	1:27.455	+1.805
4	1:27.215	-0.240

(69) Roger Flescher

1	1:28.877	
2	1:28.163	-0.714
3	1:26.805	-1.358
4	1:28.669	+1.864
p5	6:32.743	+5:04.074
6	1:37.303	-4:55.440
7	1:28.120	-9.183
8	1:25.923	-2.197
9	1:27.272	+1.349

(669) Jeff Larson

1	1:28.535	
2	1:29.475	+0.940
3	1:26.390	-3.085
4	1:28.378	+1.988
p5	6:21.888	+4:53.510
6	1:35.234	-4:46.654
7	1:27.115	-8.119
8	1:26.166	-0.949
9	1:27.098	+0.932

(74) Mark Brown

1	1:34.764	
2	1:31.654	-3.110
3	1:29.492	-2.162
4	1:30.177	+0.685
p5	6:17.692	+4:47.515
6	1:45.506	-4:32.186
7	1:28.109	-17.397
8	1:26.519	-1.590
9	1:29.789	+3.270

(81) Myles Winbiggler

1	1:33.315	
2	1:32.278	-1.037
3	1:30.879	-1.399
4	1:32.276	+1.397
p5	7:10.503	+5:38.227
6	1:38.715	-5:31.788

(18) Retta Winbiggler

1	1:37.588	
2	1:34.930	-2.658
3	1:32.629	-2.301
4	1:31.949	-0.680
p5	6:13.696	+4:41.747
6	1:39.023	-4:34.673
7	1:32.964	-6.059
8	1:32.921	-0.043
9	1:32.419	-0.502

(66) Evan Williams

1	1:46.596	
2	1:37.279	-9.317
3	1:45.480	+8.201

(106) Ivan Lessner

1	1:42.462	
2	1:41.766	-0.696

3	1:39.323	-2.443
p4	7:17.532	+5:38.209
5	1:50.146	-5:27.386
6	1:40.955	-9.191
7	1:39.821	-1.134
8	1:40.087	+0.266


(35) Michael Zbarsky

Midsummer Meltdown Weekend

Vintage
Race # 1
Race

Mission Raceway Park (2.12 Km)

15/08/2004 2:30 PM



(71) Hugh Archer

0	2:21.219	
1	1:28.319	-52.900
2	1:20.660	-7.659
3	1:20.237	-0.423
4	1:21.816	+1.579
5	1:21.461	-0.355
6	1:19.649	-1.812
7	1:19.393	-0.256
8	1:20.211	+0.818
9	1:19.951	-0.260
10	1:19.321	-0.630
11	1:20.901	+1.580
12	1:20.617	-0.284
13	1:22.317	+1.700
14	1:21.015	-1.302
15	1:20.809	-0.206

(118) Currie Boyle

0	2:30.056	
1	1:29.551	-1:00.505
2	1:25.302	-4.249
3	1:25.620	+0.318
4	1:26.696	+1.076
5	1:27.189	+0.493
6	1:26.106	-1.083
7	1:26.690	+0.584
8	1:29.101	+2.411
9	1:25.352	-3.749
10	1:24.486	-0.866
11	1:26.278	+1.792
12	1:24.073	-2.205
13	1:24.521	+0.448
14	1:26.431	+1.910
15	1:25.770	-0.661

(8) Paul Kucken

0	2:13.071	
1	1:34.012	-39.059
2	1:26.264	-7.748
3	1:26.652	+0.388
4	1:27.914	+1.262
5	1:27.662	-0.252
6	1:27.409	-0.253
7	1:32.540	+5.131
8	1:25.603	-6.937
9	1:27.108	+1.505
10	1:26.730	-0.378
11	1:29.415	+2.685
12	1:29.347	-0.068
13	1:26.795	-2.552
14	1:27.829	+1.034

(106) Ivan Lessner

0	2:17.595	
1	1:43.862	-33.733
2	1:38.926	-4.936
3	1:38.865	-0.061
4	1:40.827	+1.962
5	1:42.669	+1.842
6	1:38.623	-4.046
7	1:39.799	+1.176
8	1:39.375	-0.424
9	1:40.221	+0.846
10	1:40.740	+0.519
11	1:40.266	-0.474
12	1:42.425	+2.159
13	1:43.679	+1.254

(38) Gunter Pichler

0	2:30.384	
1	1:25.049	-1:05.335
2	1:21.916	-3.133
3	1:21.956	+0.040
4	1:23.176	+1.220
5	1:22.985	-0.191
6	1:22.677	-0.308
7	1:22.962	+0.285
8	1:22.923	-0.039
9	1:22.270	-0.653
10	1:23.115	+0.845
11	1:22.367	-0.748
12	1:23.279	+0.912
13	1:25.808	+2.529
14	1:24.150	-1.658
15	1:23.688	-0.462

(669) Jeff Larson

0	2:19.056	
1	1:31.586	-47.470
2	1:27.663	-3.923
3	1:27.063	-0.600
4	1:28.571	+1.508
5	1:27.920	-0.651
6	1:27.372	-0.548
7	1:30.040	+2.668
8	1:25.642	-4.398
9	1:28.138	+2.496
10	1:26.332	-1.806
11	1:26.154	-0.178
12	1:26.991	+0.837
13	1:27.506	+0.515
14	1:26.664	-0.842

(74) Mark Brown

0	2:27.008	
1	1:30.790	-56.218
2	1:28.455	-2.335
3	1:27.348	-1.107
4	1:28.885	+1.537
5	1:27.970	-0.915
6	1:30.454	+2.484
7	1:33.241	+2.787
8	1:29.210	-4.031
9	1:29.404	+0.194
10	1:30.388	+0.984
11	1:28.763	-1.625
12	1:28.737	-0.026
13	1:27.708	-1.029
14	1:27.264	-0.444

(66) Evan Williams

0	2:22.837	
1	1:42.625	-40.212
2	1:39.002	-3.623
3	1:39.458	+0.456
4	1:41.496	+2.038
5	1:43.141	+1.645
6	2:01.772	+18.631
7	1:52.762	-9.010
8	1:54.341	+1.579
9	1:56.775	+2.434
10	1:56.909	+0.134
11	1:51.732	-5.177
12	1:49.282	-2.450

(444) John McCoy

0	2:20.242	
1	1:31.276	-48.966
2	1:26.578	-4.698
3	1:27.944	+1.366
4	1:28.531	+0.587
5	1:25.012	-3.519
6	1:24.774	-0.238
7	1:25.571	+0.797
8	1:24.927	-0.644
9	1:24.549	-0.378
10	1:25.194	+0.645
11	1:25.996	+0.802
12	1:24.597	-1.399

(69) Roger Flescher

0	2:29.232	
1	1:28.689	-1:00.543
2	1:28.900	+0.211
3	1:27.872	-1.028
4	1:28.961	+1.089
5	1:28.866	-0.095
6	1:27.575	-1.291
7	1:31.385	+3.810
8	1:27.545	-3.840
9	1:27.262	-0.283

(18) Retta Winbiggler

0	2:26.870	
1	1:43.737	-43.133
2	1:39.088	-4.649
3	1:37.921	-1.167
4	1:32.684	-5.237
5	1:34.103	+1.419
6	1:33.291	-0.812
7	1:33.018	-0.273
8	1:32.877	-0.141

(35) Michael Zbarsky

0	2:14.387	
1	1:47.172	-27.215
2	1:44.700	-2.472
p3	5:02.847	+3:18.147
p4	6:10.058	+1:07.211
5	1:51.372	-4:18.686
6	1:46.519	-4.853
7	1:44.716	-1.803
8	1:45.728	+1.012

(81) Myles Winbiggler

Printed: 15/08/2004 02:57:10 PM Licensed to: SCCBC

Chief of Timing & Scoring:
Date:
Signed:



www.amb-it.com
Orbits 1.0



Midsummer Meltdown Weekend

Vintage
Race # 2
Race

Mission Raceway Park (2.12 Km)

15/08/2004 4:30 PM

(81) Myles Winbiggler

(71) Hugh Archer

0	2:38.480	
1	1:24.639	-1:13.841
2	1:21.786	-2.853
3	1:19.737	-2.049
4	1:19.388	-0.349
5	1:23.574	+4.186
6	1:19.616	-3.958
7	1:19.601	-0.015
8	1:19.490	-0.111
9	1:19.495	+0.005
10	1:21.196	+1.701
11	1:19.885	-1.311
12	1:22.411	+2.526
13	1:19.150	-3.261
14	1:25.132	+5.982
15	1:24.722	-0.410

13 1:24.718 -1.358

14	1:25.600	+0.882
15	1:26.929	+1.329

(8) Paul Kucken

0	2:31.164	
1	1:27.061	-1:04.103
2	1:24.953	-2.108
3	1:26.387	+1.434
4	1:25.767	-0.620
5	1:27.065	+1.298
6	1:26.274	-0.791
7	1:28.776	+2.502
8	1:26.308	-2.468
9	1:26.253	-0.055
10	1:27.122	+0.869
11	1:25.962	-1.160
12	1:26.724	+0.762
13	1:30.377	+3.653
14	1:28.104	-2.273
15	1:28.057	-0.047

(38) Gunter Pichler

0	2:37.125	
1	1:24.260	-1:12.865
2	1:23.309	-0.951
3	1:23.603	+0.294
4	1:22.310	-1.293
5	1:22.929	+0.619
6	1:24.185	+1.256
7	1:23.920	-0.265
8	1:24.751	+0.831
9	1:24.610	-0.141
10	1:23.339	-1.271
11	1:24.934	+1.595
12	1:23.735	-1.199
13	1:24.196	+0.461
14	1:23.984	-0.212
15	1:25.019	+1.035

(669) Jeff Larson

0	2:34.732	
1	1:28.498	-1:06.234
2	1:26.382	-2.116
3	1:27.633	+1.251
4	1:26.144	-1.489
5	1:26.134	-0.010
6	1:25.162	-0.972
7	1:27.917	+2.755
8	1:26.315	-1.602
9	1:25.922	-0.393
10	1:27.828	+1.906
11	1:26.588	-1.240
12	1:28.712	+2.124
13	1:29.902	+1.190
14	1:28.026	-1.876

(444) John McCoy

0	2:35.674	
1	1:26.443	-1:09.231
2	1:24.708	-1.735
3	1:24.630	-0.078
4	1:24.473	-0.157
5	1:24.714	+0.241
6	1:27.954	+3.240
7	1:24.158	-3.796
8	1:24.729	+0.571
9	1:24.903	+0.174
10	1:24.263	-0.640
11	1:25.102	+0.839
12	1:26.076	+0.974

(118) Currie Boyle

0	2:35.316	
1	1:30.762	-1:04.554
2	1:27.509	-3.253
3	1:27.309	-0.200
4	1:27.050	-0.259
5	1:27.210	+0.160
6	1:27.270	+0.060
7	1:30.974	+3.704
8	1:29.587	-1.387
9	1:28.251	-1.336

10 1:26.707 -1.544

11	1:25.667	-1.040
12	1:25.265	-0.402
13	1:25.626	+0.361
14	1:27.079	+1.453

(74) Mark Brown

0	2:28.787	
1	1:29.447	-59.340
2	1:26.843	-2.604
3	1:26.978	+0.135
4	1:26.621	-0.357
5	1:26.574	-0.047
6	1:26.521	-0.053
7	1:32.957	+6.436
8	1:27.658	-5.299
9	1:27.212	-0.446
10	1:27.368	+0.156
11	1:27.374	+0.006
12	1:26.798	-0.576
13	1:27.732	+0.934
14	1:32.484	+4.752

(69) Roger Flescher

0	2:32.928	
1	1:32.121	-1:00.807
2	1:28.090	-4.031
3	1:28.222	+0.132
4	1:28.807	+0.585
5	1:27.891	-0.916
6	1:29.212	+1.321
7	1:28.772	-0.440
8	1:28.505	-0.267
9	1:25.906	-2.599
10	1:26.065	+0.159
11	1:35.301	+9.236
12	1:34.133	-1.168
13	1:28.080	-6.053
14	1:30.469	+2.389

(18) Retta Winbiggler

0	2:29.148	
1	1:35.234	-53.914
2	1:34.198	-1.036
3	1:35.391	+1.193
4	1:34.588	-0.803
5	1:35.458	+0.870
6	1:34.715	-0.743
7	1:34.155	-0.560
8	1:33.321	-0.834

9 1:32.823 -0.498

10	1:32.658	-0.165
11	1:33.304	+0.646
12	1:36.990	+3.686
13	1:32.339	-4.651

(106) Ivan Lessner

0	2:27.910	
1	1:42.494	-45.416
2	1:43.924	+1.430
3	1:43.526	-0.398
4	1:42.542	-0.984
5	1:42.465	-0.077
6	1:43.727	+1.262
7	1:40.353	-3.374
8	1:42.714	+2.361
9	1:38.109	-4.605
10	1:38.875	+0.766
11	1:38.898	+0.023
12	1:40.033	+1.135

(35) Michael Zbarsky

0	2:22.566	
1	1:42.500	-40.066
2	1:43.915	+1.415
3	1:42.541	-1.374
4	1:41.831	-0.710
5	1:42.993	+1.162
6	1:42.651	-0.342
7	1:41.520	-1.131
8	1:43.176	+1.656
9	1:44.550	+1.374
10	1:42.522	-2.028
11	1:41.246	-1.276
12	1:41.710	+0.464

(66) Evan Williams

0	2:22.780	
1	1:42.137	-40.643
2	1:43.702	+1.565
3	1:43.021	-0.681
4	1:42.070	-0.951
5	1:43.595	+1.525
6	1:41.841	-1.754
7	1:41.833	-0.008
8	1:42.879	+1.046
9	1:44.246	+1.367
10	1:43.242	-1.004
11	1:43.187	-0.055
12	1:50.180	+6.993

Midsummer Meltdown Weekend

West Coast Challenge

Mission Raceway Park (2.12 Km)

Practice

Practice

14/08/2004 10:50 AM

(36) Mike Kaerne

1	1:43.452	
2	1:25.035	-18.417
3	1:22.851	-2.184
4	1:21.114	-1.737
5	1:20.124	-0.990
6	1:18.350	-1.774
7	1:19.920	+1.570
8	1:23.277	+3.357

6 1:25.166 +0.709

(97) Owen Walstrom

1	1:32.041	
2	1:25.667	-6.374
3	1:26.610	+0.943
4	1:24.819	-1.791
5	1:25.132	+0.313

(9) Chris Hahlen

(31) David Bruce Thomas

(34) Tony Baldassarre Lawrence

(37) John Cartwright

(188) Aaron Carter

(91) Lorenzo Costantino

1	1:42.388	
2	1:26.812	-15.576
3	1:23.864	-2.948
4	1:21.863	-2.001
5	1:21.071	-0.792
6	1:20.409	-0.662
7	1:21.067	+0.658
8	1:23.529	+2.462

(29) Peter Skinner

1	1:32.882	
p2	2:31.990	+59.108
3	1:31.270	-1:00.720
4	1:26.339	-4.931
5	1:26.666	+0.327
6	1:27.150	+0.484
7	1:26.932	-0.218
8	1:26.164	-0.768

(21) Bob Styan

1	1:35.782	
2	1:24.647	-11.135
3	1:22.908	-1.739
4	1:22.669	-0.239
5	1:21.605	-1.064
6	1:23.090	+1.485
7	1:24.252	+1.162
8	1:22.655	-1.597
9	1:22.794	+0.139
10	1:27.914	+5.120

(45) Darryl Simpson

1	1:40.432	
2	1:30.216	-10.216
3	1:30.435	+0.219
4	1:28.016	-2.419
5	1:27.718	-0.298
6	1:29.057	+1.339
7	1:27.955	-1.102
8	1:28.631	+0.676
9	1:28.392	-0.239
10	1:28.154	-0.238

(23) Reg Milne

1	1:32.830	
2	1:24.481	-8.349
3	1:24.058	-0.423
4	1:23.917	-0.141
5	1:23.795	-0.122
6	1:24.209	+0.414
7	1:24.527	+0.318
8	1:25.469	+0.942
9	1:25.766	+0.297
10	1:24.919	-0.847

(17) Ron Simpson

1	1:40.675	
2	1:30.747	-9.928
3	1:32.187	+1.440
4	1:30.346	-1.841
5	1:29.565	-0.781
6	1:29.816	+0.251

(720) Anji Bembem Ryan Ennis

1	1:34.270	
2	1:26.226	-8.044
3	1:25.383	-0.843
4	1:25.062	-0.321
5	1:24.457	-0.605

(74) Peter Weedon

1	1:40.769	
2	1:30.397	-10.372
3	1:30.093	-0.304
4	1:30.685	+0.592
5	1:30.184	-0.501
p6	2:34.060	+1:03.876
7	1:36.262	-57.798
8	1:29.939	-6.323
9	1:29.929	-0.010

Chief of Timing & Scoring:

Date:


Signed:

Midsummer Meltdown Weekend

West Coast Challenge Qualifying Sunday Qualify

Mission Raceway Park (2.12 Km)

15/08/2004 10:30 AM



(36) Mike Kaerne

1	1:38.099	
2	1:22.033	-16.066
3	1:19.572	-2.461
4	1:18.996	-0.576
5	1:18.721	-0.275
6	1:17.872	-0.849
7	1:17.901	+0.029
8	1:18.562	+0.661

8 1:24.650 +0.269

9 1:24.510 -0.140

(9) Chris Hahlen

1	1:41.301	
2	1:26.492	-14.809
3	1:24.792	-1.700
4	1:24.330	-0.462
5	1:24.522	+0.192

(91) Lorenzo Costantino

(188) Greg Carter

(21) Bob Styan

0	1:31.961	
1	1:24.136	-7.825
2	1:22.908	-1.228
3	1:21.848	-1.060
4	1:21.643	-0.205
5	1:21.302	-0.341
6	1:22.452	+1.150
7	1:21.808	-0.644
8	1:21.897	+0.089
9	1:21.948	+0.051

(29) Peter Skinner

0	1:31.222	
1	1:26.547	-4.675
2	1:28.786	+2.239
3	1:26.861	-1.925
4	1:27.135	+0.274
5	1:27.221	+0.086

(45) Daryl Simpson

0	1:41.298	
1	1:26.897	-14.401
2	1:28.017	+1.120
3	1:28.089	+0.072
4	1:27.195	-0.894
5	1:27.269	+0.074
6	1:26.822	-0.447
7	1:27.262	+0.440
8	1:28.066	+0.804

(23) Reg Milne

0	1:27.788	
1	1:23.206	-4.582
2	1:23.036	-0.170
3	1:23.010	-0.026
4	1:23.215	+0.205
5	1:23.181	-0.034
6	1:23.919	+0.738
7	1:25.066	+1.147
8	1:23.625	-1.441
9	1:23.099	-0.526

(17) Ron Simpson

0	1:36.541	
1	1:29.174	-7.367
2	1:28.631	-0.543
3	1:29.160	+0.529
4	1:29.408	+0.248
5	1:30.489	+1.081
6	1:28.645	-1.844
7	1:29.510	+0.865

(97) Owen Walstrom

0	1:32.677	
1	1:23.846	-8.831
2	1:25.146	+1.300
3	1:23.964	-1.182
4	1:24.132	+0.168

(74) Peter Weedon

0 1:46.576

(720) Anji Bembem Ryan Ennis

0	1:30.944	
1	1:26.016	-4.928
2	1:26.308	+0.292
3	1:24.144	-2.164
4	1:24.342	+0.198
5	1:24.122	-0.220
6	1:24.363	+0.241
7	1:24.381	+0.018

(16) Aaron Carter

(31) David Bruce Thomas

(34) Tony Baldassarre Lawrence C

(37) John Cartwright

Printed: 15/08/2004 10:48:08 AM

Licensed to: SCCBC

Chief of Timing & Scoring:

Date:


Signed:

Midsummer Meltdown Weekend

West Coast Challenge Qualifying Saturday Qualify

Mission Raceway Park (2.12 Km)

14/08/2004 2:20 PM



(36) Mike Kaerne

1	1:33.013	
2	1:20.273	-12.740
3	1:18.864	-1.409
4	1:18.580	-0.284
5	1:18.731	+0.151
6	1:18.407	-0.324
7	1:17.777	-0.630
8	1:17.982	+0.205
9	1:18.274	+0.292
10	1:18.456	+0.182
11	1:18.748	+0.292

(91) Lorenzo Costantino

1	1:41.132	
2	1:23.775	-17.357
3	1:20.706	-3.069
4	1:20.629	-0.077
5	1:20.749	+0.120

(188) Greg Carter

1	1:34.429	
2	1:22.490	-11.939
p3	1:40.353	+17.863
4	1:26.812	-13.541
5	1:21.428	-5.384

(720) Anji Bemben Ryan Ennis

1	1:37.454	
2	1:23.843	-13.611
3	1:22.470	-1.373
4	1:21.966	-0.504
5	1:22.892	+0.926
6	1:23.016	+0.124
7	1:22.696	-0.320
8	1:26.639	+3.943

(21) Bob Styan

1	1:33.772	
2	1:24.640	-9.132
3	1:24.140	-0.500
4	1:22.576	-1.564

(23) Reg Milne

1	1:30.149	
2	1:23.469	-6.680
3	1:23.714	+0.245
4	1:24.240	+0.526
5	1:24.417	+0.177
6	1:24.813	+0.396

(9) Chris Hahlen

1	1:34.976	
2	1:25.161	-9.815
3	1:24.730	-0.431
4	1:25.751	+1.021
5	1:24.356	-1.395
6	1:24.265	-0.091
7	1:24.337	+0.072

(29) Peter Skinner

1	1:31.582	
2	1:26.627	-4.955
3	1:27.162	+0.535
4	1:27.097	-0.065
5	1:27.247	+0.150
p6	3:13.371	+1:46.124
7	1:33.098	-1:40.273
8	1:27.207	-5.891
9	1:28.515	+1.308
10	1:28.805	+0.290
11	1:27.953	-0.852
12	1:28.273	+0.320

(16) Aaron Carter

1	1:36.263	
2	1:29.758	-6.505
3	1:30.391	+0.633
4	1:29.434	-0.957
5	1:27.984	-1.450
6	1:28.079	+0.095
7	1:27.880	-0.199
8	1:29.681	+1.801
9	1:32.519	+2.838

(97) Owen Walstrom

1	1:34.914	
2	1:28.174	-6.740
3	1:27.183	-0.991

(17) Ron Simpson

1	1:35.790	
2	1:30.537	-5.253
3	1:29.191	-1.346
4	1:28.924	-0.267
5	1:29.767	+0.843
6	1:29.987	+0.220
7	1:32.879	+2.892
8	1:29.117	-3.762
9	1:30.205	+1.088

(74) Peter Weedon

1	1:46.386	
2	1:33.885	-12.501
3	1:30.847	-3.038
4	1:29.467	-1.380
5	1:29.325	-0.142

(31) David Bruce Thomas

(34) Tony Baldassarre Lawrence C

(37) John Cartwright

(45) Daryl Simpson

Midsummer Meltdown Weekend

West Coast Challenge

Mission Raceway Park (2.12 Km)

Race

Race

15/08/2004 1:15 PM

(36) Mike Kaerne			2	1:21.592	-8.052	6	1:22.625	+0.016	10	1:22.376	+0.039	15	1:25.360	-1.782
0	2:52.322		3	1:21.234	-0.358	7	1:23.607	+0.982	11	1:22.991	+0.615	16	1:25.703	+0.343
1	1:24.787	-1:27.535	4	1:21.057	-0.177	8	1:22.982	-0.625	12	1:23.466	+0.475	17	1:26.103	+0.400
2	1:20.757	-4.030	5	1:20.623	-0.434	9	1:22.782	-0.200	13	1:23.845	+0.379	18	1:25.146	-0.957
3	1:20.959	+0.202	6	1:19.968	-0.655	10	1:21.953	-0.829	14	1:23.166	-0.679	19	1:25.152	+0.006
4	1:21.440	+0.481	7	1:20.396	+0.428	11	1:22.524	+0.571	15	1:23.283	+0.117	20	1:25.262	+0.110
5	1:20.800	-0.640	8	1:20.702	+0.306	12	1:22.457	-0.067	16	1:22.786	-0.497	p21	2:43.497	+1:18.235
6	1:20.150	-0.650	9	1:21.762	+1.060	13	1:22.102	-0.355	p17	2:24.838	+1:02.052	22	1:30.194	-1:13.303
7	1:20.535	+0.385	10	1:21.116	-0.646	14	1:22.769	+0.667	18	1:25.078	-59.760	23	1:25.153	-5.041
8	1:19.683	-0.852	11	1:20.940	-0.176	15	1:22.401	-0.368	19	1:22.423	-2.655	24	1:25.142	-0.011
9	1:20.465	+0.782	12	1:21.300	+0.360	p16	2:39.575	+1:17.174	p20	1:52.195	+29.772	25	1:24.706	-0.436
10	1:19.576	-0.889	13	1:23.110	+1.810	17	1:26.846	-1:12.729	21	1:25.019	-27.176	26	1:25.223	+0.517
11	1:20.472	+0.896	14	1:23.489	+0.379	18	1:22.619	-4.227	22	1:22.139	-2.880	27	1:24.883	-0.340
12	1:19.959	-0.513	15	1:22.295	-1.194	19	1:22.701	+0.082	23	1:23.298	+1.159	28	1:25.576	+0.693
13	1:19.434	-0.525	16	1:21.807	-0.488	20	1:23.007	+0.306	24	1:22.042	-1.256	29	1:24.849	-0.727
14	1:18.937	-0.497	17	1:22.200	+0.393	21	1:24.180	+1.173	25	1:22.283	+0.241	30	1:24.937	+0.088
15	1:19.598	+0.661	18	1:21.791	-0.409	22	1:23.565	-0.615	26	1:21.604	-0.679	31	1:24.932	-0.005
16	1:19.255	-0.343	19	1:21.675	-0.116	23	1:22.865	-0.700	27	1:22.672	+1.068	32	1:25.464	+0.532
17	1:21.087	+1.832	20	1:21.670	-0.005	24	1:22.760	-0.105	28	1:23.079	+0.407	33	1:24.779	-0.685
18	1:19.000	-2.087	21	1:21.648	-0.022	25	1:23.305	+0.545	29	1:24.342	+1.263	34	1:24.878	+0.099
19	1:18.540	-0.460	22	1:23.963	+2.315	26	1:22.128	-1.177	30	1:25.966	+1.624	35	1:24.793	-0.085
20	1:18.614	+0.074	p23	2:37.110	+1:13.147	27	1:22.122	-0.006	31	1:25.359	-0.607	36	1:24.933	+0.140
21	1:18.032	-0.582	24	1:26.423	-1:10.687	28	1:22.275	+0.153	32	1:26.084	+0.725	37	1:25.708	+0.775
22	1:18.704	+0.672	p25	1:36.658	+10.235	29	1:21.911	-0.364	33	1:27.416	+1.332	38	1:25.146	-0.562
23	1:19.069	+0.365	26	1:23.224	-13.434	30	1:23.388	+1.477	34	1:27.319	-0.097	39	1:24.989	-0.157
24	1:18.005	-1.064	27	1:20.563	-2.661	31	1:22.622	-0.766	35	1:27.634	+0.315	40	1:25.092	+0.103
25	1:20.378	+2.373	28	1:20.145	-0.418	32	1:22.346	-0.276	36	1:29.897	+2.263	41	1:25.872	+0.780
26	1:18.020	-2.358	29	1:19.793	-0.352	33	1:22.714	+0.368	37	1:29.043	-0.854	42	1:27.160	+1.288
27	1:17.659	-0.361	30	1:21.331	+1.538	34	1:24.403	+1.689	38	1:29.978	+0.935			
28	1:17.297	-0.362	31	1:21.781	+0.450	35	1:23.537	-0.866	39	1:29.229	-0.749	(97) Owen Walstrom		
29	1:18.052	+0.755	32	1:22.877	+1.096	36	1:22.337	-1.200	40	1:29.234	+0.005	0	2:49.454	
30	1:19.109	+1.057	33	1:22.943	+0.066	37	1:23.793	+1.456	41	1:28.642	-0.592	1	1:30.528	-1:18.926
31	1:20.224	+1.115	34	1:23.105	+0.162	38	1:23.010	-0.783	42	1:27.360	-1.282	2	1:27.513	-3.015
p32	2:35.587	+1:15.363	35	1:23.196	+0.091	39	1:22.770	-0.240	(9) Chris Hahlen			3	1:26.658	-0.855
33	1:21.560	-1:14.027	36	1:24.256	+1.060	40	1:22.665	-0.105	0	2:48.404		4	1:26.019	-0.639
34	1:17.443	-4.117	37	1:24.373	+0.117	41	1:22.131	-0.534	1	1:29.419	-1:18.985	5	1:26.039	+0.020
35	1:17.407	-0.036	38	1:26.817	+2.444	42	1:22.432	+0.301	2	1:25.898	-3.521	6	1:24.318	-1.721
36	1:20.221	+2.814	39	1:27.796	+0.979	43	1:22.454	+0.022	3	1:24.259	-1.639	7	1:24.264	-0.054
37	1:19.986	-0.235	40	1:22.126	-5.670	(188) Greg Carter			8	1:24.602	+0.338	8	1:24.602	+0.338
38	1:19.755	-0.231	41	1:21.927	-0.199	0	2:51.394		9	1:25.510	+0.908	9	1:25.510	+0.908
39	1:21.335	+1.580	42	1:22.493	+0.566	1	1:25.633	-1:25.761	10	1:23.832	-1.678	10	1:23.832	-1.678
40	1:22.221	+0.886	43	1:21.848	-0.645	2	1:21.614	-4.019	11	1:24.690	+0.858	11	1:24.690	+0.858
41	1:20.630	-1.591	(21) Bob Styan			3	1:22.170	+0.556	12	1:24.311	-0.379	12	1:24.311	-0.379
42	1:19.963	-0.667	0	2:52.063		4	1:21.937	-0.233	13	1:24.563	+0.252	13	1:24.563	+0.252
43	1:21.193	+1.230	1	1:28.535	-1:23.528	5	1:22.062	+0.125	14	1:24.238	-0.325	14	1:24.238	-0.325
44	1:22.277	+1.084	2	1:23.710	-4.825	6	1:22.137	+0.075	15	1:24.424	+0.186	15	1:24.424	+0.186
(91) Lorenzo Costantino			3	1:25.054	+1.344	7	1:21.936	-0.201	16	1:25.795	+1.371	16	1:25.795	+1.371
0	2:33.928		4	1:22.198	-2.856	8	1:21.619	-0.317	17	1:24.849	-0.424	17	1:25.804	+0.009
1	1:29.644	-1:04.284	5	1:22.609	+0.411	9	1:22.337	+0.718	18	1:24.781	-0.068	18	1:25.301	-0.503
									19	1:27.142	+2.361	19	1:27.164	+1.863

Printed: 15/08/2004 02:24:18 PM

Licensed to: SCCBC

Chief of Timing & Scoring:

Date:

Signed:



www.amb-it.com
Orbits 1.0



Midsummer Meltdown Weekend

West Coast Challenge

Mission Raceway Park (2.12 Km)

Race

Race

15/08/2004 1:15 PM

20	1:25.165	-1.999	26	1:25.523	+0.898	32	1:25.363	-0.500	38	1:26.735	-0.084	0	2:46.827	
21	1:24.825	-0.340	p27	2:40.750	+1:15.227	33	1:25.070	-0.293	39	1:27.076	+0.341	1	1:34.512	-1:12.315
22	1:25.092	+0.267	28	1:36.165	-1:04.585	34	1:25.728	+0.658	40	1:27.659	+0.583	2	1:28.748	-5.764
p23	2:45.235	+1:20.143	29	1:27.244	-8.921	35	1:25.374	-0.354	41	1:27.393	-0.266	3	1:29.414	+0.666
24	1:28.514	-1:16.721	30	1:25.749	-1.495	36	1:25.158	-0.216	(45) Daryl Simpson			4	1:28.615	-0.799
25	1:25.147	-3.367	31	1:24.825	-0.924	37	1:25.382	+0.224	0	2:45.868		5	1:28.140	-0.475
26	1:25.522	+0.375	32	1:25.472	+0.647	38	1:25.674	+0.292	1	1:32.354	-1:13.514	6	1:27.969	-0.171
27	1:26.237	+0.715	33	1:25.533	+0.061	39	1:25.387	-0.287	2	1:26.449	-5.905	7	1:28.483	+0.514
28	1:25.230	-1.007	34	1:25.124	-0.409	40	1:25.391	+0.004	3	1:26.860	+0.411	8	1:29.309	+0.826
29	1:25.100	-0.130	35	1:28.215	+3.091	41	1:25.467	+0.076	4	1:26.559	-0.301	9	1:29.880	+0.571
30	1:24.334	-0.766	36	1:27.755	-0.460	(29) Peter Skinner			5	1:26.411	-0.148	10	1:30.287	+0.407
31	1:25.615	+1.281	37	1:26.440	-1.315	0	2:47.540		6	1:26.799	+0.388	11	1:30.205	-0.082
32	1:24.915	-0.700	38	1:26.700	+0.260	1	1:29.892	-1:17.648	7	1:27.567	+0.768	12	1:31.348	+1.143
33	1:25.869	+0.954	39	1:26.890	+0.190	2	1:25.935	-3.957	8	1:27.176	-0.391	13	1:32.545	+1.197
34	1:26.621	+0.752	40	1:26.792	-0.098	3	1:26.157	+0.222	9	1:28.280	+1.104	14	1:31.388	-1.157
35	1:25.810	-0.811	41	1:26.720	-0.072	4	1:25.811	-0.346	10	1:28.789	-1.491	15	1:32.323	+0.935
36	1:26.453	+0.643	(23) Reg Milne			5	1:26.405	+0.594	11	1:27.091	+0.302	p16	2:51.092	+1:18.769
37	1:26.540	+0.087	0	2:49.139		6	1:26.500	+0.095	12	1:27.383	+0.292	17	1:34.811	-1:16.281
38	1:26.486	-0.054	1	1:29.477	-1:19.662	7	1:26.648	+0.148	13	1:27.625	+0.242	18	1:35.033	+0.222
39	1:27.515	+1.029	2	1:26.011	-3.466	8	1:27.140	+0.492	14	1:27.373	-0.252	19	1:34.683	-0.350
40	1:26.601	-0.914	3	1:25.656	-0.355	9	1:26.590	-0.550	15	1:27.371	-0.002	p20	2:48.989	+1:14.306
41	1:26.838	+0.237	4	1:25.388	-0.268	10	1:26.656	+0.066	16	1:26.723	-0.648	21	1:36.115	-1:12.874
(720) Anji Bemben Ryan Ennis			5	1:25.612	+0.224	11	1:26.354	-0.302	17	1:27.231	+0.508	22	1:33.584	-2.531
0	2:50.760		6	1:25.929	+0.317	12	1:26.822	+0.468	18	1:27.536	+0.305	23	1:31.740	-1.844
1	1:27.202	-1:23.558	7	1:25.903	-0.026	13	1:27.975	+1.153	p19	2:42.081	+1:14.545	24	1:33.110	+1.370
2	1:24.028	-3.174	8	1:25.543	-0.360	14	1:27.141	-0.834	20	1:31.352	-1:10.729	25	1:32.499	-0.611
3	1:25.383	+1.355	9	1:26.863	+1.320	15	1:26.961	-0.180	21	1:27.009	-4.343	26	1:31.619	-0.880
4	1:25.287	-0.096	10	1:26.092	-0.771	16	1:26.763	-0.198	22	1:27.636	+0.627	27	1:33.209	+1.590
5	1:25.153	-0.134	11	1:25.500	-0.592	17	1:26.423	-0.340	23	1:26.323	-1.313	28	1:31.883	-1.326
6	1:25.014	-0.139	12	1:25.822	+0.322	18	1:27.379	+0.956	24	1:26.761	+0.438	29	1:32.045	+0.162
7	1:24.764	-0.250	13	1:26.240	+0.418	19	1:26.910	-0.469	25	1:26.464	-0.297	30	1:35.339	+3.294
8	1:25.088	+0.324	14	1:26.125	-0.115	20	1:26.715	-0.195	26	1:26.968	+0.504	31	1:31.537	-3.802
9	1:25.912	+0.824	15	1:26.574	+0.449	21	1:26.229	-0.486	27	1:26.935	-0.033	p32	3:30.954	+1:59.417
10	1:25.501	-0.411	16	1:25.616	-0.958	22	1:27.359	+1.130	28	1:26.374	-0.561	33	1:41.533	-1:49.421
11	1:25.163	-0.338	17	1:25.686	+0.070	23	1:28.023	+0.664	29	1:26.394	+0.020	34	1:34.456	-7.077
12	1:24.739	-0.424	18	1:25.865	+0.179	24	1:26.066	-1.957	30	1:26.373	-0.021	35	1:34.639	+0.183
13	1:25.146	+0.407	19	1:26.663	+0.798	25	1:26.016	-0.050	31	1:26.529	+0.156	36	1:38.580	+3.941
14	1:26.912	+1.766	20	1:26.264	-0.399	26	1:27.013	+0.997	32	1:26.198	-0.331	(74) Peter Weedon		
15	1:25.426	-1.486	21	1:26.481	+0.217	p27	2:42.158	+1:15.145	33	1:27.129	+0.931	0	2:22.551	
16	1:25.827	+0.401	22	1:25.695	-0.786	28	1:31.273	-1:10.885	34	1:27.817	+0.688	1	1:41.640	-40.911
17	1:25.898	+0.071	23	1:26.044	+0.349	29	1:27.045	-4.228	35	1:26.703	-1.114	2	1:42.580	+0.940
18	1:25.380	-0.518	24	1:25.922	-0.122	30	1:27.503	+0.458	36	1:27.592	+0.889	3	1:39.502	-3.078
19	1:25.041	-0.339	p25	2:40.507	+1:14.585	31	1:26.651	-0.852	37	1:27.685	+0.093	4	1:37.081	-2.421
20	1:24.390	-0.651	26	1:29.129	-1:11.378	32	1:26.808	+0.157	38	1:27.541	-0.144	5	1:39.088	+2.007
21	1:24.934	+0.544	27	1:25.514	-3.615	33	1:26.637	-0.171	39	1:27.640	+0.099	6	1:37.773	-1.315
22	1:25.283	+0.349	28	1:25.324	-0.190	34	1:26.982	+0.345	40	1:28.876	+1.236	7	1:37.179	-0.594
23	1:24.402	-0.881	29	1:26.363	+1.039	35	1:27.099	+0.117	41	1:31.475	+2.599	p8	6:51.267	+5:14.088
24	1:23.883	-0.519	30	1:25.511	-0.852	36	1:27.605	+0.506	(17) Ron Simpson			9	1:42.690	-5:08.577
25	1:24.625	+0.742	31	1:25.863	+0.352	37	1:26.819	-0.786	10	1:35.626	-7.064			

Printed: 15/08/2004 02:24:18 PM

Licensed to: SCCBC

Chief of Timing & Scoring:

Date:

Signed:

Midsummer Meltdown Weekend

West Coast Challenge

Mission Raceway Park (2.12 Km)

Race

Race

15/08/2004 1:15 PM

11	1:33.230	-2.396
12	1:34.365	+1.135
13	1:33.203	-1.162
14	1:33.907	+0.704
15	1:34.386	+0.479
16	1:33.625	-0.761
p17	5:23.042	+3:49.417
18	1:38.638	-3:44.404
19	1:33.793	-4.845
20	1:36.008	+2.215
21	1:36.030	+0.022
22	1:35.321	-0.709
23	1:35.061	-0.260
24	1:36.040	+0.979
25	1:34.818	-1.222
p26	7:39.007	+6:04.189
27	1:39.775	-5:59.232
28	1:33.744	-6.031

(16) Aaron Carter

0	2:46.527	
1	1:33.367	-1:13.160
2	1:28.171	-5.196
3	1:29.242	+1.071
4	1:28.878	-0.364
5	1:28.526	-0.352
6	1:28.362	-0.164
7	1:28.959	+0.597
8	1:30.761	+1.802
9	1:29.850	-0.911
10	1:30.130	+0.280

(31) David Bruce Thomas

(34) Tony Baldassarre Lawrence C

(37) John Cartwright

Printed: 15/08/2004 02:24:18 PM

Licensed to: SCCBC

Chief of Timing & Scoring:

Date:

Signed:



www.amb-it.com
Orbits 1.0

