

# Summer Sprints Weekend

## GROUP 1 PRACTICE Practice

Mission Raceway Park (2.12 Km)

12/06/2004 9:00 AM

(785) Fred Hendy

1	1:39.896	
2	1:23.953	-15.943
3	1:17.398	-6.555
4	1:19.659	+2.261
5	1:20.024	+0.365

(10) Gary Koehn

1	1:22.177	
2	1:19.119	-3.058
3	1:17.405	-1.714
4	1:18.682	+1.277
5	1:19.028	+0.346

(715) Jack Zarowny

1	1:21.686	
2	1:18.174	-3.512
3	1:19.556	+1.382
4	1:19.389	-0.167
5	1:18.654	-0.735

(729) Gary Mathies

1	1:41.462	
2	1:25.162	-16.300
3	1:19.639	-5.523
4	1:19.418	-0.221

(46) Roy Isley

1	1:44.056	
2	1:24.138	-19.918
3	1:37.067	+12.929
4	1:22.088	-14.979
5	1:29.014	+6.926
6	1:22.263	-6.751

(52) Manfred Duske

1	1:41.763	
2	1:30.401	-11.362
3	1:23.424	-6.977
4	1:23.764	+0.340
5	1:22.899	-0.865
6	1:23.264	+0.365
7	1:22.557	-0.707

(21) Dan Heinrich

1	1:38.588	
2	1:28.077	-10.511
3	1:25.584	-2.493
4	1:25.540	-0.044
5	1:26.001	+0.461

(192) Dale Beuning

6	1:25.035	-0.966
7	1:25.541	+0.506
8	1:25.290	-0.251
9	1:25.415	+0.125
10	1:25.484	+0.069

(103) John Osborn

1	1:42.708	
2	1:29.151	-13.557
3	1:31.798	+2.647
4	1:27.944	-3.854
5	1:28.681	+0.737
6	1:28.073	-0.608
7	1:27.617	-0.456
8	1:27.742	+0.125
9	1:27.825	+0.083
10	1:26.461	-1.364

(120) Gregory Miller

1	1:38.413	
2	1:29.155	-9.258
3	1:28.411	-0.744
4	1:27.309	-1.102
5	1:28.629	+1.320
6	1:28.654	+0.025
7	1:29.106	+0.452
8	1:27.971	-1.135
9	1:27.359	-0.612

(782) Doug Yip

1	1:41.973	
p2	1:58.569	+16.596
3	1:27.654	-30.915

(45) Mike Blaszcak

1	1:38.944	
2	1:32.330	-6.614
3	1:28.038	-4.292
4	1:29.248	+1.210
5	1:27.871	-1.377

(106) Jeffery Wicks

6	1:29.057	+1.186
7	1:28.743	-0.314
8	1:29.759	+1.016
9	1:31.006	+1.247

(764) Craig Johnson

1	1:45.068	
2	1:39.748	-5.320
3	1:31.600	-8.148
4	1:37.346	+5.746
5	1:32.491	-4.855
6	1:29.017	-3.474
7	1:28.707	-0.310
8	1:29.259	+0.552
9	1:52.158	+22.899

(134) Darrin Gilmore

1	1:38.660	
2	1:37.189	-1.471
3	1:36.574	-0.615
4	1:36.075	-0.499
5	1:36.446	+0.371
6	1:34.572	-1.874
7	1:35.962	+1.390
8	1:36.423	+0.461

(788) Hayden Wood

1	1:43.117	
p2	5:08.464	+3:25.347
3	1:42.237	-3:26.227
4	1:39.195	-3.042
5	1:41.905	+2.710

(45) David Baker

1	1:43.172	
---	----------	--

(70) Mac Russell

--	--	--

(91) Malcolm Karl

--	--	--

(96) Ron Rowse

--	--	--

(155) Rick Bostrom

--	--	--

(704) Derek Smith

--	--	--

(711) Al Fuller

--	--	--

(720) Ryan Ennis

--	--	--

(722) Wouter Bouman

--	--	--

(724) David Cormier

--	--	--

(730) Leo Redavid

--	--	--

(742) Howard Whitlock

--	--	--

(787) Moneca Kolvyn

--	--	--

Printed: 12/06/2004 09:20:22 AM

Licensed to: SCCBC

Chief of Timing & Scoring:

Date:

Signed:

# Summer Sprints Weekend

## GROUP 1 QUALIFY SAT Qualify

Mission Raceway Park (2.12 Km)

12/06/2004 1:25 PM

**(785) Fred Hendy**

1	1:31.270	
2	1:19.923	-11.347
3	1:17.993	-1.930
4	1:19.040	+1.047
5	1:15.965	-3.075
6	1:17.355	+1.390
7	1:17.529	+0.174
8	1:19.269	+1.740

**(10) Gary Koehn**

1	1:26.979	
2	1:18.459	-8.520
3	1:16.828	-1.631
4	1:17.573	+0.745
5	1:17.758	+0.185
6	1:22.315	+4.557
7	1:26.061	+3.746
8	1:19.450	-6.611
9	1:18.826	-0.624
10	1:18.320	-0.506

**(96) Ron Rowse**

1	1:35.411	
2	1:22.755	-12.656
3	1:18.374	-4.381
4	1:17.061	-1.313
5	1:21.274	+4.213

**(715) Jack Zarowny**

1	1:30.056	
2	1:18.585	-11.471
3	1:17.300	-1.285
4	1:21.285	+3.985
5	1:19.684	-1.601
6	1:18.309	-1.375
7	1:18.552	+0.243
8	1:18.851	+0.299
9	1:19.333	+0.482
10	1:21.342	+2.009
11	1:27.728	+6.386

**(729) Gary Mathies**

1	1:41.422	
2	1:34.692	-6.730
p3	2:14.174	+39.482
4	1:29.428	-44.746
5	1:19.491	-9.937
6	1:18.610	-0.881
7	1:18.902	+0.292

**(46) Roy Isley**

1	1:42.594	
2	1:22.240	-20.354
3	1:20.481	-1.759
4	2:41.405	+1:20.924
p5	3:33.861	+52.456
6	1:36.699	-1:57.162
7	1:23.536	-13.163

**(742) Howard Whitlock**

1	2:01.347	
2	1:42.915	-18.432
3	1:29.862	-13.053
4	1:26.276	-3.586
5	1:22.943	-3.333
6	1:21.958	-0.985
7	1:34.327	+12.369

**(52) Manfred Duske**

1	1:38.136	
2	1:23.793	-14.343
3	1:22.723	-1.070
4	1:22.348	-0.375

**(134) Darrin Gilmore**

1	1:29.958	
2	1:23.457	-6.501
3	1:22.571	-0.886
4	1:24.327	+1.756
5	1:24.256	-0.071
6	1:22.828	-1.428

**(21) Dan Heinrich**

1	1:33.789	
2	1:28.602	-5.187
3	1:24.687	-3.915
4	1:25.126	+0.439
5	1:30.679	+5.553
6	1:25.602	-5.077
7	1:24.321	-1.281
8	1:24.816	+0.495
9	1:25.084	+0.268

**(788) Hayden Wood**

1	1:33.988	
2	1:27.029	-6.959
3	1:27.248	+0.219
4	1:25.761	-1.487
5	1:25.930	+0.169

**(192) Dale Beuning**

6	1:24.562	-1.368
7	1:25.301	+0.739
8	1:25.087	-0.214
9	1:25.618	+0.531
10	1:29.702	+4.084

**(103) John Osborn**

1	1:39.791	
2	1:24.868	-14.923
3	1:24.711	-0.157
4	1:24.679	-0.032
5	1:26.396	+1.717
6	1:24.908	-1.488
7	1:25.290	+0.382
8	1:26.027	+0.737
9	1:27.506	+1.479
10	1:30.909	+3.403

**(711) Al Fuller**

1	1:31.876	
2	1:27.436	-6.461
3	1:27.763	+0.327
4	1:25.845	-1.918
5	1:27.393	+1.548
6	1:25.848	-1.545
7	1:26.617	+0.769
8	1:25.291	-1.326
9	1:27.626	+2.335
10	1:27.209	-0.417

**(756) Chris Manuel**

1	1:31.876	
2	1:25.485	-6.391
3	1:26.065	+0.580
4	1:25.323	-0.742
5	2:52.495	+1:27.172

**(45) Mike Blaszcak**

1	1:34.494	
2	1:29.746	-4.748
3	1:27.324	-2.422
4	1:27.322	-0.002
5	1:34.972	+7.650
6	1:29.383	-5.589
7	1:28.214	-1.169
8	1:29.753	+1.539
9	1:29.850	+0.097
10	1:28.559	-1.291

**(120) Gregory Miller**

1	1:35.234	
2	1:27.713	-7.521
3	1:28.226	+0.513
4	1:28.742	+0.516
5	1:30.059	+1.317
6	1:28.548	-1.511
7	1:27.927	-0.621
8	1:28.815	+0.888
9	1:27.875	-0.940
10	1:27.889	+0.014

**(106) Jeffery Wicks**

1	1:35.186	
2	1:30.423	-4.763
3	1:33.893	+3.470
4	1:29.591	-4.302
5	1:28.925	-0.666
6	1:28.804	-0.121
7	1:33.196	+4.392
8	1:28.513	-4.683
9	1:29.800	+1.287
10	1:29.932	+0.132

**(764) Craig Johnson**

1	1:43.362	
2	1:31.501	-11.861
3	1:32.449	+0.948
4	1:29.410	-3.039
5	1:32.121	+2.711
6	1:30.662	-1.459
p7	3:46.170	+2:15.508
8	1:36.387	-2:09.783

**(45) David Baker**

1	1:35.705	
2	1:30.032	-5.673
3	1:29.853	-0.179
4	1:30.000	+0.147
5	1:32.018	+2.018
6	1:29.893	-2.125
7	1:30.212	+0.319
8	1:29.423	-0.789
9	1:30.016	+0.593

**(70) Mac Russell**

**(91) Malcolm Karl**

**(155) Rick Bostrom**

**(704) Derek Smith**

**(720) Ryan Ennis**

**(722) Wouter Bouman**

**(724) David Cormier**

**(730) Leo Redavid**

**(782) Doug Yip**

**(787) Moneca Kolvyn**

# Summer Sprints Weekend

## GROUP 1 QUALIFY SUN Qualify

Mission Raceway Park (2.12 Km)

13/06/2004 9:00 AM

(715) Jack Zarowny

1	1:44.003	
2	1:39.804	-4.199
3	1:36.461	-3.343
4	1:32.077	-4.384
5	1:28.924	-3.153
6	1:26.291	-2.633
7	1:25.680	-0.611
8	1:24.615	-1.065
9	1:22.888	-1.727

(782) Doug Yip

1	2:07.097	
2	1:37.160	-29.937
3	1:37.487	+0.327
4	1:33.858	-3.629
5	1:32.267	-1.591
6	1:31.027	-1.240
7	1:29.762	-1.265
8	1:29.129	-0.633

1	1:52.735	
2	1:43.307	-9.428
3	1:43.537	+0.230
4	1:42.012	-1.525
5	1:38.311	-3.701
6	1:37.345	-0.966
7	1:36.502	-0.843
8	1:36.364	-0.138
9	1:34.803	-1.561

(21) Dan Heinrich

(91) Malcolm Karl

(134) Darrin Gilmore

(704) Derek Smith

(711) Al Fuller

(720) Ryan Ennis

(722) Wouter Bouman

(724) David Cormier

(729) Gary Mathies

(730) Leo Redavid

(742) Howard Whitlock

(787) Moneca Kolvyn

(788) Hayden Wood

(10) Gary Koehn

1	1:50.353	
2	1:40.207	-10.146
3	1:33.673	-6.534
4	1:30.961	-2.712
5	1:30.269	-0.692
6	1:29.654	-0.615
7	1:28.677	-0.977
8	1:27.760	-0.917
9	1:25.105	-2.655

(731) John Voo

1	1:55.667	
2	1:53.697	-1.970
3	1:41.592	-12.105
4	1:40.863	-0.729
5	1:40.258	-0.605
6	1:38.117	-2.141
7	1:35.795	-2.322
8	1:34.425	-1.370
9	1:31.453	-2.972

(756) Chris Manuel

1	1:48.151	
2	1:42.303	-5.848
3	1:41.435	-0.868
4	1:37.267	-4.168
5	1:37.231	-0.036
6	1:36.108	-1.123

(764) Craig Johnson

1	1:56.824	
2	1:46.114	-10.710
3	1:43.746	-2.368
4	1:41.578	-2.168
5	1:39.757	-1.821
6	1:40.312	+0.555
7	1:39.693	-0.619
8	1:36.882	-2.811
9	1:36.148	-0.734

(96) Ron Rowse

1	1:46.388	
2	1:32.882	-13.506
3	1:30.531	-2.351
4	1:28.046	-2.485
5	1:27.899	-0.147
6	1:27.658	-0.241
7	1:25.375	-2.283

(192) Dale Beuning

1	1:44.655	
2	1:39.763	-4.892
3	1:37.252	-2.511
4	1:37.925	+0.673
5	1:34.638	-3.287
6	1:34.762	+0.124
7	1:34.254	-0.508
8	1:31.973	-2.281

(52) Manfred Duske

1	1:47.351	
2	1:39.067	-8.284
3	1:37.698	-1.369

(785) Fred Hendy

1	1:55.571	
2	1:35.782	-19.789
3	1:33.758	-2.024
4	1:31.293	-2.465
5	1:28.019	-3.274
6	1:27.138	-0.881
7	1:25.643	-1.495

(45) Mike Blaszczyk

1	1:50.570	
2	1:42.728	-7.842
3	1:36.555	-6.173
4	1:34.572	-1.983
5	1:34.892	+0.320
6	1:33.532	-1.360

(106) Jeffery Wicks

1	2:03.981	
2	1:45.819	-18.162
3	1:44.216	-1.603
4	1:48.538	+4.322
5	1:44.680	-3.858
6	1:43.778	-0.902
7	1:39.922	-3.856
8	1:37.984	-1.938

(46) Roy Isley

1	1:56.389	
2	1:48.763	-7.626
3	1:41.839	-6.924
4	1:38.580	-3.259
5	1:38.047	-0.533
6	1:31.125	-6.922
7	1:33.790	+2.665
8	1:31.285	-2.505
9	1:26.953	-4.332

(120) Gregory Miller

1	1:43.645	
2	1:38.462	-5.183
3	1:38.798	+0.336
4	1:34.737	-4.061
5	1:34.685	-0.052
6	1:34.614	-0.071
7	1:33.734	-0.880

(70) Mac Russell

1	1:53.699	
2	1:40.296	-13.403

(155) Rick Bostrom

1	3:22.188	
---	----------	--

# Summer Sprints Weekend

## GROUP 1

## RACE

## Race

Mission Raceway Park (2.12 Km)

13/06/2004 12:30 PM

<b>(715) Jack Zarowny</b>			<b>(785) Fred Hendy</b>			<b>(134) Darrin Gilmore</b>								
0	2:45.185		0	2:46.967		0	2:40.865		2	1:41.703	-7.353	6	1:33.851	-0.518
1	1:33.012	-1:12.173	1	1:33.873	-1:13.094	1	1:40.421	-1:00.444	3	1:37.084	-4.619	7	1:34.781	+0.930
2	1:27.972	-5.040	2	1:31.362	-2.511	2	1:34.837	-5.584	4	1:36.273	-0.811	8	1:34.070	-0.711
3	1:28.084	+0.112	3	1:30.652	-0.710	3	1:33.024	-1.813	5	1:34.310	-1.963	9	1:32.783	-1.287
4	1:27.056	-1.028	4	1:28.778	-1.874	4	1:31.661	-1.363	6	1:33.809	-0.501	10	1:32.165	-0.618
5	1:26.989	-0.067	5	1:28.958	+0.180	5	1:31.482	-0.179	7	1:33.737	-0.072	11	1:32.628	+0.463
6	1:26.875	-0.114	6	1:28.638	-0.320	6	1:30.766	-0.716	8	1:33.664	-0.073	12	1:30.461	-2.167
7	1:25.729	-1.146	7	1:29.588	+0.950	7	1:30.120	-0.646	9	1:31.911	-1.753	13	1:29.529	-0.932
8	1:25.979	+0.250	8	1:29.101	-0.487	8	1:29.171	-0.949	10	1:30.294	-1.617	14	1:29.874	+0.345
9	1:25.476	-0.503	9	1:27.495	-1.606	9	1:28.976	-0.195	11	1:29.919	-0.375	15	1:30.313	+0.439
10	1:27.370	+1.894	10	1:26.010	-1.485	10	1:29.155	+0.179	12	1:29.530	-0.389	16	1:30.554	+0.241
11	1:22.895	-4.475	11	1:26.130	+0.120	11	1:28.360	-0.795	13	1:25.799	-3.731	17	1:31.880	+1.326
12	1:21.700	-1.195	12	1:25.246	-0.884	12	1:27.760	-0.600	14	1:25.426	-0.373	18	1:32.319	-3.561
13	1:23.078	+1.378	13	1:24.988	-0.258	13	1:29.134	+1.374	15	1:23.915	-1.511	19	1:26.337	-1.982
14	1:21.257	-1.821	14	1:23.466	-1.522	14	1:27.713	-1.421	16	1:24.557	+0.642	20	1:25.638	-0.699
15	1:18.790	-2.467	15	1:21.706	-1.760	15	1:27.490	-0.223	17	1:26.004	+1.447	<b>(743) Scott Brodie</b>		
16	1:18.241	-0.549	16	1:21.364	-0.342	16	1:27.024	-0.466	18	1:25.287	-0.717	0	2:19.189	
17	1:17.596	-0.645	17	1:20.247	-1.117	17	1:26.421	-0.603	19	1:26.000	+0.713	1	1:46.259	-32.930
18	1:15.703	-1.893	18	1:20.564	+0.317	18	1:27.368	+0.947	20	1:25.398	-0.602	2	1:37.181	-9.078
19	1:16.240	+0.537	19	1:19.156	-1.408	19	1:26.768	-0.600	<b>(52) Manfred Duske</b>			3	1:34.938	-2.243
20	1:17.944	+1.704	20	1:19.842	+0.686	20	1:27.919	+1.151	0	2:41.955		4	1:34.490	-0.448
21	1:15.280	-2.664	21	1:19.763	-0.079	21	1:27.340	-0.579	1	1:40.944	-1:01.011	5	1:35.246	+0.756
22	1:17.225	+1.945	22	1:18.889	-0.874	<b>(729) Gary Mathies</b>			2	1:38.935	-2.009	6	1:34.342	-0.904
<b>(96) Ron Rowse</b>			<b>(10) Gary Koehn</b>			<b>(70) Mac Russell</b>								
0	2:44.570		0	2:46.696		0	2:21.477		3	1:39.809	+0.874	7	1:35.067	+0.725
1	1:35.103	-1:09.467	1	1:32.472	-1:14.224	1	1:39.811	-1:03.386	4	1:38.346	-1.463	8	1:36.037	+0.970
2	1:31.869	-3.234	2	1:31.572	-0.900	2	1:35.668	-4.143	5	1:36.521	-1.825	9	1:33.096	-2.941
3	1:30.324	-1.545	3	1:31.163	-0.409	3	1:34.964	-0.704	6	1:38.041	+1.520	10	1:33.345	+0.249
4	1:29.163	-1.161	4	1:30.947	-0.216	4	1:35.953	+0.989	7	1:39.046	+1.005	11	1:32.036	-1.309
5	1:29.519	+0.356	5	1:29.450	-1.497	5	1:34.620	-1.333	8	1:36.104	-2.942	12	1:29.534	-2.502
6	1:29.418	-0.101	6	1:29.416	-0.034	6	1:34.021	-0.599	9	1:33.905	-2.199	13	1:28.855	-0.679
7	1:27.832	-1.586	7	1:30.739	+1.323	7	1:33.194	-0.827	10	1:30.682	-3.223	14	1:28.683	-0.172
8	1:29.421	+1.589	8	1:30.068	-0.671	8	1:32.166	-1.028	11	1:29.652	-1.030	15	1:29.178	+0.495
9	1:25.664	-3.757	9	1:28.859	-1.209	9	1:32.887	+0.721	12	1:30.132	+0.480	16	1:26.708	-2.470
10	1:26.097	+0.433	10	1:27.662	-1.197	10	1:31.068	-1.819	13	1:27.438	-2.694	17	1:28.486	+1.778
11	1:25.836	-0.261	11	1:26.565	-1.097	11	1:29.713	-1.355	14	1:27.602	+0.164	18	1:26.500	-1.986
12	1:22.097	-3.739	12	1:26.877	+0.312	12	1:30.219	+0.506	15	1:25.467	-2.135	19	1:26.792	+0.292
13	1:23.674	+1.577	13	1:24.565	-2.312	13	1:28.658	-1.561	16	1:24.320	-1.147	20	1:26.691	-0.101
14	1:24.362	+0.688	14	1:23.673	-0.892	14	1:27.723	-0.935	17	1:26.380	+2.060	<b>(45) Mike Blaszcak</b>		
15	1:21.821	-2.541	15	1:23.252	-0.421	15	1:26.974	-0.749	18	1:24.548	-1.832	0	2:28.139	
16	1:21.388	-0.433	16	1:21.817	-1.435	16	1:26.609	-0.365	19	1:24.117	-0.431	1	1:51.423	-36.716
17	1:20.844	-0.544	17	1:22.630	+0.813	17	1:27.385	+0.776	20	1:24.670	+0.553	2	1:39.552	-11.871
18	1:20.270	-0.574	18	1:20.749	-1.881	18	1:28.255	+0.870	<b>(21) Dan Heinrich</b>			3	1:35.167	-4.385
19	1:19.243	-1.027	19	1:21.592	+0.843	19	1:25.894	-2.361	0	2:37.932		4	1:35.359	+0.192
20	1:18.886	-0.357	20	1:22.250	+0.658	20	1:24.795	-1.099	1	1:41.106	-56.826	5	1:33.853	-1.506
21	1:20.081	+1.195	21	1:20.853	-1.397	<b>(70) Mac Russell</b>			2	1:36.481	-4.625	6	1:35.313	+1.460
22	1:20.803	+0.722	22	1:22.652	+1.799	0	2:21.477		3	1:34.392	-2.089	7	1:36.002	+0.689
						1	1:49.056	-32.421	4	1:34.971	+0.579	8	1:32.593	-3.409
									5	1:34.369	-0.602	9	1:32.927	+0.334

Printed: 13/06/2004 01:15:34 PM

Licensed to: SCCBC

Chief of Timing & Scoring:

Date:

Signed:



www.amb-it.com  
Orbits 1.0



# Summer Sprints Weekend

## GROUP 1

### RACE

#### Race

Mission Raceway Park (2.12 Km)

13/06/2004 12:30 PM

10	1:32.775	-0.152	14	1:30.140	-0.309	18	1:29.843	+1.402	2	1:41.836	-13.285	8	1:48.584	+0.686			
11	1:32.144	-0.631	15	1:31.137	+0.997	19	1:29.570	-0.273	3	1:40.884	-0.952	9	1:40.283	-8.301	10	1:39.312	-0.971
12	1:33.747	+1.603	16	1:31.448	+0.311	<b>(103) John Osborn</b>			4	1:40.346	-0.538	11	1:30.762	-8.550	12	1:51.548	+20.786
13	1:27.838	-5.909	17	1:29.511	-1.937	0	2:32.881		5	1:40.195	-0.151	13	1:33.900	-17.648	14	1:30.145	-3.755
14	1:27.596	-0.242	18	1:30.399	+0.888	1	1:53.730	-39.151	6	1:38.124	-2.071	15	1:31.154	+1.009	16	1:34.147	+2.993
15	1:26.924	-0.672	19	1:29.484	-0.915	2	1:43.544	-10.186	7	1:37.989	-0.135	17	1:27.974	-6.173	18	1:27.658	-0.316
16	1:26.745	-0.179	20	1:29.128	-0.356	3	1:40.371	-3.173	8	1:38.951	+0.962	<b>(788) Hayden Wood</b>					
17	1:29.099	+2.354	<b>(788) Hayden Wood</b>			4	1:38.947	-1.424	9	1:37.932	-1.019	0	2:37.336				
18	1:26.312	-2.787	0	2:37.336		5	1:37.211	-1.736	10	1:37.644	-0.288	1	1:42.198	-55.138			
19	1:27.116	+0.804	1	1:42.198	-55.138	6	1:37.210	-0.001	11	1:34.563	-3.081	2	1:39.313	-2.885			
20	1:27.303	+0.187	2	1:39.313	-2.885	7	1:37.152	-0.058	12	1:35.802	+1.239	3	1:38.506	-0.807			
<b>(192) Dale Beuning</b>			3	1:38.506	-0.807	8	1:36.017	-1.135	13	1:35.586	-0.216	4	1:42.156	+3.650			
0	2:36.355		4	1:42.156	+3.650	9	1:36.494	+0.477	14	1:34.117	-1.469	5	1:39.183	-2.973			
1	1:56.944	-39.411	5	1:39.183	-2.973	10	1:35.239	-1.255	15	1:32.742	-1.375	6	1:38.244	-0.939			
2	1:39.474	-17.470	6	1:38.244	-0.939	11	1:34.535	-0.704	16	1:31.932	-0.810	7	1:37.522	-0.728			
3	1:37.473	-2.001	7	1:38.250	+0.006	12	1:34.673	+0.138	17	1:32.789	+0.857	8	1:37.069	+1.382			
4	1:37.011	-0.462	8	1:37.522	-0.728	13	1:34.769	+0.096	18	1:32.608	+1.819	9	1:33.114	-3.955			
5	1:36.035	-0.976	9	1:35.756	-1.766	14	1:35.575	+0.806	19	1:33.854	-0.754	10	1:32.716	-0.398			
6	1:35.980	-0.055	10	1:35.458	-0.298	15	1:32.653	-2.922	<b>(155) Rick Bostrom</b>								
7	1:35.687	-0.293	11	1:33.767	-1.691	16	1:35.680	+3.027	0	2:20.069							
8	1:37.069	+1.382	12	1:31.657	-2.110	17	1:32.446	-3.234	1	1:49.164	-30.905						
9	1:33.114	-3.955	13	1:31.174	-0.483	18	1:32.202	-0.244	2	1:43.332	-5.832						
10	1:32.716	-0.398	14	1:29.944	-1.230	19	1:32.201	-0.001	3	1:41.140	-2.192						
11	1:33.955	+1.239	15	1:29.758	-0.186	<b>(764) Craig Johnson</b>			4	1:40.637	-0.503						
12	1:30.647	-3.308	16	1:29.422	-0.336	0	2:24.937		5	1:39.229	-1.408						
13	1:28.526	-2.121	17	1:30.180	+0.758	1	1:47.702	-37.235	6	1:41.093	+1.864						
14	1:27.444	-1.082	18	1:33.635	+3.455	2	1:43.863	-3.839	7	1:40.391	-0.702						
15	1:34.857	+7.413	19	1:39.256	+5.621	3	1:42.651	-1.212	8	1:39.888	-0.503						
16	1:26.377	-8.480	p20	2:07.527	+28.271	4	1:43.753	+1.102	9	1:39.114	-0.774						
17	1:27.053	+0.676	<b>(756) Chris Manuel</b>			5	1:40.523	-3.230	10	1:40.340	+1.226						
18	1:27.998	+0.945	0	2:31.390		6	1:41.309	+0.786	11	1:37.647	-2.693						
19	1:27.360	-0.638	1	2:00.160	-31.230	7	1:49.964	+8.655	12	1:40.328	+2.681						
20	1:26.642	-0.718	2	1:43.819	-16.341	8	1:39.030	-10.934	13	1:38.835	-1.493						
<b>(120) Gregory Miller</b>			3	1:40.965	-2.854	9	1:37.313	-1.717	14	1:35.858	-2.977						
0	2:27.369		4	1:39.382	-1.583	10	1:36.102	-1.211	15	1:36.806	+0.948						
1	1:46.696	-40.673	5	1:38.814	-0.568	11	1:34.933	-1.169	16	1:33.785	-3.021						
2	1:42.755	-3.941	6	1:40.157	+1.343	12	1:36.271	+1.338	17	1:35.272	+1.487						
3	1:40.152	-2.603	7	1:44.031	+3.874	13	1:32.437	-3.834	18	1:37.711	+2.439						
4	1:38.421	-1.731	8	1:36.074	-7.957	14	1:31.568	-0.869	19	1:35.593	-2.118						
5	1:37.542	-0.879	9	1:36.787	+0.713	15	1:30.294	-1.274	<b>(731) John Voo</b>								
6	1:35.994	-1.548	10	1:34.185	-2.602	16	1:32.183	+1.889	0	2:24.213							
7	1:36.688	+0.694	11	1:32.979	-1.206	17	1:30.176	-2.007	1	1:53.760	-30.453						
8	1:37.486	+0.798	12	1:32.295	-0.684	18	1:28.665	-1.511	2	1:48.781	-4.979						
9	1:35.039	-2.447	13	1:32.085	-0.210	19	1:30.397	+1.732	3	1:49.702	+0.921						
10	1:35.113	+0.074	14	1:29.699	-2.386	<b>(106) Jeffery Wicks</b>			4	1:52.610	+2.908						
11	1:33.119	-1.994	15	1:28.416	-1.283	0	2:26.904		5	1:47.078	-5.532						
12	1:32.876	-0.243	16	1:31.173	+2.757	1	1:55.121	-31.783	6	1:44.357	-2.721						
13	1:30.449	-2.427	17	1:28.441	-2.732				7	1:47.898	+3.541						

Printed: 13/06/2004 01:15:34 PM

Licensed to: SCCBC

Chief of Timing & Scoring:

Date:


Signed:

# Summer Sprints Weekend

## GROUP 2 PRACTICE Practice

Mission Raceway Park (2.12 Km)

12/06/2004 9:20 AM



**(174) Keith Carter**

1	1:43.251	
2	1:26.850	-16.401
3	1:25.156	-1.694
4	1:24.561	-0.595

**(161) Carlo Sparacio**

1	1:43.421	
2	1:31.867	-11.554
3	1:28.213	-3.654
4	1:26.219	-1.994
5	1:25.125	-1.094
6	1:25.172	+0.047
7	1:27.531	+2.359
8	1:24.681	-2.850
9	1:24.704	+0.023
10	1:27.226	+2.522

**(23) Reg Milne**

1	1:37.258	
2	1:26.853	-10.405
3	1:25.568	-1.285
4	1:25.172	-0.396
5	1:25.312	+0.140
6	1:25.452	+0.140
7	1:25.785	+0.333
8	1:25.233	-0.552
9	1:26.592	+1.359
10	1:25.356	-1.236

**(5) Rick Delamare**

1	1:46.894	
2	1:28.221	-18.673
3	1:27.735	-0.486
4	1:26.856	-0.879
5	1:25.777	-1.079
6	1:25.593	-0.184
7	1:25.553	-0.040
8	1:25.529	-0.024
9	1:25.496	-0.033
10	1:25.761	+0.265

**(113) Tom Davies**

1	1:48.703	
2	1:40.918	-7.785
3	1:33.804	-7.114
4	1:31.144	-2.660
5	1:28.660	-2.484
6	1:26.656	-2.004
7	1:27.356	+0.700

8	1:25.890	-1.466
9	1:30.165	+4.275

**(07) Jeff Clark**

1	1:46.178	
2	1:28.625	-17.553
3	1:27.795	-0.830
4	1:26.308	-1.487
5	1:26.730	+0.422
6	1:27.227	+0.497
7	1:27.080	-0.147
8	1:27.372	+0.292
9	1:27.236	-0.136

**(12) WC Storms**

1	1:45.132	
2	1:27.642	-17.490
3	1:26.356	-1.286
4	1:27.018	+0.662
5	1:31.325	+4.307
6	1:36.367	+5.042
7	1:36.232	-0.135

**(731) Martin Berryman**

1	1:40.317	
2	1:33.133	-7.184
3	1:28.571	-4.562
4	1:26.923	-1.648
5	1:26.888	-0.035
6	1:27.533	+0.645
7	1:27.063	-0.470
8	1:27.346	+0.283
9	1:26.442	-0.904
10	1:26.535	+0.093

**(777) Donato DeSandoli**

1	1:46.010	
2	1:32.767	-13.243
3	1:28.068	-4.699
4	1:28.822	+0.754
5	1:28.070	-0.752
6	1:27.819	-0.251
7	1:27.294	-0.525
8	1:30.279	+2.985
9	1:30.104	-0.175

**(70) Steve Justiss**

1	1:44.077	
2	1:31.562	-12.515
3	1:28.470	-3.092

4	1:27.967	-0.503
5	1:27.550	-0.417
6	1:30.733	+3.183
7	1:28.343	-2.390
8	1:29.857	+1.514
9	1:29.433	-0.424
10	1:27.834	-1.599

**(160) Tim Rosche**

1	1:46.902	
2	1:31.834	-15.068
3	1:30.910	-0.924
4	1:31.278	+0.368
5	1:28.808	-2.470
6	1:28.580	-0.228
7	1:28.535	-0.045
8	1:31.290	+2.755

**(136) Chris Romney**

1	1:43.174	
2	1:30.503	-12.671
3	1:30.180	-0.323
4	1:29.727	-0.453
5	1:29.221	-0.506
6	1:30.931	+1.710
7	1:30.431	-0.500
8	1:38.764	+8.333
9	1:29.741	-9.023

**(94) Jeff Penick**

1	1:46.183	
2	1:34.296	-11.887
3	1:31.830	-2.466
4	1:30.739	-1.091
5	1:30.712	-0.027
6	1:30.525	-0.187
7	1:31.338	+0.813
8	1:30.596	-0.742
9	1:30.963	+0.367

**(180) Sage Schreiner**

p1	2:10.825	
2	1:37.811	-33.014
3	1:32.784	-5.027
4	1:34.288	+1.504
5	1:31.185	-3.103
6	1:31.906	+0.721
7	1:33.353	+1.447
8	1:30.526	-2.827
9	1:30.535	+0.009

**(123) Linda Heinrich**

1	1:49.319	
2	1:36.975	-12.344
3	1:35.678	-1.297
4	1:34.808	-0.870
5	1:34.630	-0.178
6	1:33.356	-1.274
7	1:31.540	-1.816
8	1:31.507	-0.033
9	1:31.152	-0.355

**(77) Hans Kunst**

1	1:50.618	
2	1:38.012	-12.606
3	1:35.576	-2.436
4	1:32.192	-3.384

**(711) Trevor Ryder**

1	1:53.385	
2	1:45.649	-7.736
3	1:42.577	-3.072
4	1:41.937	-0.640
5	1:37.581	-4.356
6	1:40.323	+2.742
7	1:44.013	+3.690
8	1:42.784	-1.229

**(3) Mark Wilson**

**(15) Brian Horne**

**(48) Bambi Jilek**

**(62) Ron Johnson**

**(64) Stephen Wiley**

**()**

**(142) Sean Hester**

**(174) Keith Carter**

**()**

**(722) Yvette Jackson**

# Summer Sprints Weekend

## GROUP 2 QUALIFY SAT Qualify

Mission Raceway Park (2.12 Km)

12/06/2004 1:45 PM

**(12) WC Storms**

1	1:40.992	
2	1:24.388	-16.604
3	1:23.136	-1.252
4	1:23.442	+0.306
5	1:23.318	-0.124

**(174) Keith Carter**

1	1:34.361	
2	1:24.273	-10.088
3	1:23.934	-0.339
4	1:25.287	+1.353
5	1:23.539	-1.748
6	1:24.799	+1.260

**(113) Tom Davies**

1	1:39.475	
2	1:24.760	-14.715
3	1:23.654	-1.106
4	1:26.670	+3.016
5	1:25.175	-1.495
6	1:26.588	+1.413
7	1:25.254	-1.334
8	1:25.421	+0.167
9	1:25.938	+0.517
10	1:32.471	+6.533

**(23) Reg Milne**

1	1:40.292	
2	1:24.834	-15.458
3	1:24.415	-0.419
4	1:26.781	+2.366
5	1:26.148	-0.633
6	1:27.423	+1.275
7	1:30.727	+3.304
8	1:28.043	-2.684
9	1:29.801	+1.758
10	1:28.533	-1.268

**(5) Rick Delamare**

1	1:37.610	
2	1:25.850	-11.760
3	1:24.729	-1.121
4	1:24.877	+0.148
5	1:25.274	+0.397

**(07) Jeff Clark**

1	1:41.734	
2	1:26.502	-15.232
3	1:28.370	+1.868

4	1:25.938	-2.432
5	1:26.835	+0.897

**(161) Carlo Sparacio**

1	1:35.587	
2	1:26.835	-8.752
p3	1:38.932	+12.097
4	1:29.788	-9.144
5	1:26.066	-3.722
6	1:32.650	+6.584
7	1:27.949	-4.701
8	1:27.299	-0.650
9	1:29.021	+1.722

**(731) Martin Berryman**

1	1:35.365	
2	1:27.078	-8.287
3	1:26.236	-0.842
4	1:26.398	+0.162
5	1:27.373	+0.975
6	1:27.375	+0.002
7	1:28.775	+1.400
8	1:28.449	-0.326
9	1:28.333	-0.116

**(777) Donato DeSandoli**

1	1:36.659	
2	1:26.730	-9.929
3	1:26.686	-0.044
4	1:26.720	+0.034
5	1:27.049	+0.329
6	1:28.084	+1.035
7	1:36.924	+8.840
8	1:35.329	-1.595
9	1:29.809	-5.520

**(70) Steve Justiss**

1	1:44.542	
2	1:27.711	-16.831
3	1:26.922	-0.789
4	1:27.540	+0.618
5	1:28.157	+0.617
6	1:35.754	+7.597
7	1:40.047	+4.293
8	1:39.487	-0.560
9	1:36.875	-2.612

**(15) Brian Horne**

1	1:35.158	
2	1:27.824	-7.334

3	1:28.839	+1.015
4	1:27.307	-1.532
5	1:28.554	+1.247
6	1:28.321	-0.233
7	1:29.299	+0.978
8	1:30.047	+0.748
9	1:32.284	+2.237

**(160) Tim Rosche**

1	1:39.319	
2	1:28.221	-11.098
3	1:27.427	-0.794
4	1:27.908	+0.481
5	1:27.461	-0.447
6	1:28.285	+0.824

**(03) Mark Wilson**

1	1:48.029	
2	1:30.221	-17.808
3	1:27.832	-2.389
4	1:29.700	+1.868
5	1:29.604	-0.096
6	1:30.486	+0.882
7	1:30.785	+0.299
8	1:30.338	-0.447
9	1:31.258	+0.920

**(136) Chris Romney**

1	1:35.987	
2	1:28.344	-7.643
3	1:29.680	+1.336
4	1:29.981	+0.301
5	1:30.065	+0.084
6	1:35.247	+5.182
7	1:38.126	+2.879
8	1:32.330	-5.796
9	1:31.982	-0.348

**(94) Jeff Penick**

1	1:44.805	
2	1:30.572	-14.233
3	1:30.235	-0.337
4	1:31.176	+0.941
5	1:28.983	-2.193
6	1:31.174	+2.191

**(77) Hans Kunst**

1	1:43.211	
2	1:32.237	-10.974
3	1:29.408	-2.829

4	1:29.735	+0.327
5	1:30.580	+0.845
6	1:30.915	+0.335

**(180) Sage Schreiner**

1	1:40.288	
2	1:30.767	-9.521
3	1:30.569	-0.198
4	1:30.148	-0.421
5	1:33.171	+3.023

**(123) Linda Heinrich**

1	1:43.344	
2	1:31.878	-11.466
3	1:31.438	-0.440
4	1:31.452	+0.014
5	1:35.139	+3.687

**(711) Trevor Ryder**

1	1:54.548	
2	1:38.076	-16.472
3	1:38.874	+0.798
4	1:43.380	+4.506
5	1:49.366	+5.986
6	1:41.151	-8.215

**(48) Bambi Jilek**

**(62) Ron Johnson**

**(64) Stephen Wiley**

**(142) Sean Hester**

**(722) Yvette Jackson**

**(180) Sage Schreiner**

# Summer Sprints Weekend

## GROUP 2 QUALIFY SUN Qualify

Mission Raceway Park (2.12 Km)

13/06/2004 9:20 AM

8 **1:38.267** -0.585

<b>(174) Keith Carter</b>		
1	1:38.726	
2	1:27.529	-11.197
3	1:28.381	+0.852
4	1:29.689	+1.308
5	1:36.078	+6.389
6	1:33.991	-2.087
7	1:25.387	-8.604
8	1:38.966	+13.579
9	1:24.180	-14.786

<b>(23) Reg Milne</b>		
1	1:34.557	
2	1:26.014	-8.543
3	1:26.097	+0.083
4	1:26.269	+0.172
5	1:26.303	+0.034
6	1:27.236	+0.933
7	1:28.064	+0.828

<b>(113) Tom Davies</b>		
1	1:40.377	
2	1:30.197	-10.180
3	1:28.391	-1.806
4	1:27.215	-1.176
5	1:29.468	+2.253
6	1:26.066	-3.402
7	1:25.699	-0.367
8	1:24.933	-0.766
9	1:36.222	+11.289
10	1:28.622	-7.600

<b>(07) Jeff Clark</b>		
1	1:39.262	
2	1:30.667	-8.595
3	1:29.054	-1.613
4	1:27.846	-1.208
5	1:27.471	-0.375
6	1:27.205	-0.266
7	1:26.488	-0.717
8	1:26.698	+0.210

<b>(12) WC Storms</b>		
1	1:36.986	
2	1:26.874	-10.112
3	1:32.636	+5.762
4	1:25.383	-7.253
5	1:25.155	-0.228
6	1:25.491	+0.336
7	1:28.011	+2.520

<b>(160) Tim Rosche</b>		
1	1:38.066	
2	1:30.210	-7.856
3	1:28.902	-1.308
4	1:29.082	+0.180
5	1:29.102	+0.020
6	1:28.896	-0.206
7	1:27.378	-1.518
8	1:27.949	+0.571
9	1:26.719	-1.230
10	1:27.661	+0.942

<b>(5) Rick Delamare</b>		
1	1:50.312	
2	1:27.245	-23.067
3	1:28.569	+1.324
4	1:26.799	-1.770
5	1:26.322	-0.477
6	1:26.260	-0.062
7	1:37.712	+11.452
8	1:45.001	+7.289
9	1:25.262	-19.739

<b>(62) Ron Johnson</b>		
1	1:43.627	
2	1:35.115	-8.512
3	1:32.378	-2.737
4	1:34.131	+1.753
5	1:29.501	-4.630
6	1:28.541	-0.960
7	1:29.956	+1.415
8	1:28.165	-1.791
9	1:27.129	-1.036

<b>(161) Carlo Sparacio</b>		
1	1:38.297	
2	1:33.196	-5.101
3	1:27.498	-5.698
4	1:31.414	+3.916
p5	1:39.235	+7.821
6	1:30.417	-8.818

<b>(731) Martin Berryman</b>		
1	1:42.260	
2	1:35.049	-7.211
3	1:30.152	-4.897

4	1:30.462	+0.310
5	1:28.447	-2.015
6	1:28.192	-0.255
7	1:27.753	-0.439
8	1:27.503	-0.250
9	1:27.273	-0.230

<b>(15) Brian Horne</b>		
1	1:40.085	
2	1:32.845	-7.240
3	1:29.777	-3.068
4	1:29.795	+0.018
5	1:29.172	-0.623
6	1:28.707	-0.465
7	1:27.878	-0.829
8	1:27.594	-0.284
9	1:27.877	+0.283

<b>(70) Steve Justiss</b>		
1	1:51.546	
2	1:33.661	-17.885
3	1:31.612	-2.049
4	1:32.869	+1.257
5	1:28.972	-3.897
6	1:28.266	-0.706
7	1:28.832	+0.566
8	1:29.418	+0.586
9	1:31.632	+2.214

<b>(777) Donato DeSandoli</b>		
1	1:42.022	
2	1:32.731	-9.291
3	1:29.615	-3.116
4	1:30.471	+0.856
5	1:31.998	+1.527
6	1:28.765	-3.233
7	1:29.327	+0.562
8	1:41.919	+12.592
9	1:39.932	-1.987

<b>(136) Chris Romney</b>		
1	1:46.367	
2	1:35.291	-11.076
3	1:32.166	-3.125
4	1:32.261	+0.095
5	1:30.308	-1.953
6	1:29.218	-1.090
7	1:32.073	+2.855
8	1:29.890	-2.183
9	1:29.280	-0.610

<b>(77) Hans Kunst</b>		
1	1:45.192	
2	1:41.482	-3.710
3	1:30.486	-10.996
4	1:31.600	+1.114
5	1:32.652	+1.052
6	1:30.633	-2.019

<b>(180) Sage Schreiner</b>		
1	1:43.250	
2	1:36.830	-6.420
3	1:36.267	-0.563
4	1:35.004	-1.263
5	1:34.141	-0.863
6	1:32.404	-1.737
7	1:31.905	-0.499
8	1:32.261	+0.356
9	1:30.666	-1.595

<b>(123) Linda Heinrich</b>		
1	1:48.943	
2	1:43.970	-4.973
3	1:36.018	-7.952
4	1:34.879	-1.139
5	1:32.464	-2.415
6	1:31.541	-0.923
7	1:34.290	+2.749
8	1:33.423	-0.867
9	1:31.206	-2.217

<b>(757) Dave Doan</b>		
1	1:46.871	
2	1:33.577	-13.294
3	1:32.650	-0.927
4	1:34.610	+1.960
5	1:37.267	+2.657
6	1:33.428	-3.839
7	1:33.497	+0.069
8	1:32.366	-1.131
9	1:33.183	+0.817

<b>(711) Trevor Ryder</b>		
1	1:59.060	
p2	2:43.308	+44.248
3	1:49.834	-53.474
4	1:40.670	-9.164
5	1:39.272	-1.398
6	1:40.409	+1.137
7	1:38.852	-1.557

**(03) Mark Wilson**

**(48) Bambi Jilek**

**(64) Stephen Wiley**

**(94) Jeff Penick**

**(142) Sean Hester**

**(722) Yvette Jackson**

# Summer Sprints Weekend

## GROUP 2

## RACE

## Race

Mission Raceway Park (2.12 Km)

13/06/2004 1:10 PM

<b>(174) Keith Carter</b>			1	1:29.973	-1:06.984	3	1:25.078	+0.022	5	1:25.069	-0.001	7	1:26.989	-0.544	
0	3:14.614		2	1:25.339	-4.634	4	1:25.205	+0.127	6	1:25.376	+0.307	8	1:29.070	+2.081	
1	1:25.837	-1:48.777	3	1:24.660	-0.679	5	1:25.340	+0.135	7	1:26.046	+0.670	9	1:27.310	-1.760	
2	1:23.713	-2.124	4	1:23.828	-0.832	6	1:25.156	-0.184	8	1:26.035	-0.011	10	1:26.705	-0.605	
3	1:24.082	+0.369	5	1:23.833	+0.005	7	1:28.225	+3.069	9	1:25.589	-0.446	11	1:28.049	+1.344	
4	1:23.714	-0.368	6	1:24.864	+1.031	8	1:27.185	-1.040	10	1:26.068	+0.479	12	1:27.625	-0.424	
5	1:24.327	+0.613	7	1:24.985	+0.121	9	1:25.238	-1.947	11	1:26.165	+0.097	13	1:26.564	-1.061	
6	1:23.688	-0.639	8	1:24.704	-0.281	10	1:24.975	-0.263	12	1:25.864	-0.301	14	1:27.421	+0.857	
7	1:24.165	+0.477	9	1:24.274	-0.430	11	1:25.165	+0.190	13	1:25.833	-0.031	15	1:26.238	-1.183	
8	1:24.006	-0.159	10	1:24.368	+0.094	12	1:25.834	+0.669	14	1:28.328	+2.495	16	1:27.046	+0.808	
9	1:24.146	+0.140	11	1:23.884	-0.484	13	1:25.362	-0.472	15	1:26.512	-1.816	17	1:26.961	-0.085	
10	1:24.363	+0.217	12	1:23.978	+0.094	14	1:25.712	+0.350	16	1:25.293	-1.219	18	1:26.533	-0.428	
11	1:24.133	-0.230	13	1:26.569	+2.591	15	1:25.710	-0.002	17	1:25.723	+0.430	19	1:28.340	+1.807	
12	1:25.510	+1.377	14	1:24.170	-2.399	16	1:25.613	-0.097	18	1:25.583	-0.140	20	1:26.707	-1.633	
13	1:24.408	-1.102	15	1:24.321	+0.151	17	1:25.748	+0.135	19	1:26.597	+1.014	21	1:26.508	-0.199	
14	1:24.174	-0.234	16	1:25.128	+0.807	18	1:25.433	-0.315	20	1:25.882	-0.715				
15	1:24.050	-0.124	17	1:24.369	-0.759	19	1:25.355	-0.078	21	1:26.946	+1.064	<b>(70) Steve Justiss</b>			
16	1:25.042	+0.992	18	1:24.809	+0.440	20	1:25.827	+0.472				0	2:58.596		
17	1:24.693	-0.349	19	1:25.330	+0.521	21	1:26.095	+0.268	<b>(160) Tim Rosche</b>			1	1:31.300	-1:27.296	
18	1:24.745	+0.052	20	1:25.034	-0.296				0	3:03.991		2	1:27.819	-3.481	
19	1:24.812	+0.067	21	1:26.808	+1.774	<b>(07) Jeff Clark</b>			1	1:33.617	-1:30.374	3	1:27.873	+0.054	
20	1:25.511	+0.699				0	3:08.383		2	1:26.011	-7.606	4	1:26.924	-0.949	
21	1:25.869	+0.358				1	1:28.986	-1:39.397	3	1:26.967	+0.956	5	1:26.445	-0.479	
			<b>(113) Tom Davies</b>			2	1:25.066	-3.920	4	1:25.409	-1.558	6	1:27.985	+1.540	
			0	3:13.153		3	1:25.124	+0.058	5	1:25.387	-0.022	7	1:26.724	-1.261	
			1	1:28.520	-1:44.633	4	1:25.248	+0.124	6	1:26.036	+0.649	8	1:27.257	+0.533	
			2	1:24.791	-3.729	5	1:25.159	-0.089	7	1:27.022	+0.986	9	1:27.336	+0.079	
			3	1:24.884	+0.093	6	1:26.200	+1.041	8	1:26.975	-0.047	10	1:27.038	-0.298	
			4	1:24.621	-0.263	7	1:26.672	+0.472	9	1:26.969	-0.006	11	1:27.885	+0.847	
			5	1:24.451	-0.170	8	1:27.179	+0.507	10	1:26.310	-0.659	12	1:27.217	-0.668	
			6	1:25.130	+0.679	9	1:26.128	-1.051	11	1:36.933	+10.623	13	1:26.600	-0.617	
			7	1:26.001	+0.871	10	1:25.201	-0.927	12	1:26.184	-10.749	14	1:28.229	+1.629	
			8	1:24.633	-1.368	11	1:25.160	-0.041	13	1:25.232	-0.952	15	1:28.479	+0.250	
			9	1:24.313	-0.320	12	1:25.511	+0.351	14	1:26.804	+1.572	16	1:27.375	-1.104	
			10	1:24.202	-0.111	13	1:25.221	-0.290	15	1:26.414	-0.390	17	1:27.191	-0.184	
			11	1:24.646	+0.444	14	1:26.136	+0.915	16	1:27.418	+1.004	18	1:27.131	-0.060	
			12	1:24.480	-0.166	15	1:26.345	+0.209	17	1:27.853	+0.435	19	1:28.573	+1.442	
			13	1:28.562	+4.082	16	1:25.486	-0.859	18	1:27.172	-0.681	20	1:29.015	+0.442	
			14	1:24.374	-4.188	17	1:25.487	+0.001	19	1:27.450	+0.278	21	1:28.792	-0.223	
			15	1:24.377	+0.003	18	1:25.352	-0.135	20	1:27.686	+0.236				
			16	1:24.589	+0.212	19	1:27.101	+1.749	21	1:28.261	+0.575	<b>(15) Brian Horne</b>			
			17	1:25.317	+0.728	20	1:25.845	-1.256				0	2:54.799		
			18	1:24.665	-0.652	21	1:26.254	+0.409	<b>(731) Martin Berryman</b>			1	1:33.550	-1:21.249	
			19	1:27.218	+2.553				0	3:06.813		2	1:28.083	-5.467	
			20	1:26.230	-0.988	<b>(5) Rick Delamare</b>			1	1:34.012	-1:32.801	3	1:26.652	-1.431	
			21	1:24.984	-1.246	0	3:10.490		2	1:30.256	-3.756	4	1:26.770	+0.118	
						1	1:28.355	-1:42.135	3	1:26.190	-4.066	5	1:26.864	+0.094	
			<b>(161) Carlo Sparacio</b>			2	1:25.001	-3.354	4	1:26.274	+0.084	6	1:27.404	+0.540	
			0	3:09.655		3	1:24.907	-0.094	5	1:26.618	+0.344	7	1:27.231	-0.173	
			1	1:28.638	-1:41.017	4	1:25.070	+0.163	6	1:27.533	+0.915	8	1:28.872	+1.641	
			2	1:25.056	-3.582										
			<b>(12) WC Storms</b>												
			0	2:36.957											

Printed: 13/06/2004 01:53:11 PM

Licensed to: SCCBC

Chief of Timing & Scoring:

Date:

Signed:

# Summer Sprints Weekend

## GROUP 2

## RACE

## Race

Mission Raceway Park (2.12 Km)

13/06/2004 1:10 PM

9	1:27.379	-1.493	11	1:29.528	+1.238	15	1:29.891	+0.900	19	1:32.157	-1.948	0	2:41.632	
10	1:26.744	-0.635	12	1:29.035	-0.493	16	1:28.856	-1.035	20	1:32.630	+0.473	1	1:48.910	-52.722
11	1:28.262	+1.518	13	1:29.674	+0.639	17	1:28.733	-0.123				2	1:38.143	-10.767
12	1:27.375	-0.887	14	1:29.331	-0.343	18	1:30.808	+2.075				3	1:38.106	-0.037
13	1:26.633	-0.742	15	1:28.608	-0.723	19	1:28.665	-2.143	(757) Dave Doan			4	1:37.717	-0.389
14	1:28.447	+1.814	16	1:29.018	+0.410	20	1:30.195	+1.530	0	2:42.256		5	1:36.830	-0.887
15	1:26.745	-1.702	17	1:29.703	+0.685				1	1:36.668	-1:05.588	6	1:38.594	+1.764
16	1:27.090	+0.345	18	1:30.617	+0.914	(77) Hans Kunst			2	1:32.950	-3.718	7	1:39.447	+0.853
17	1:27.542	+0.452	19	1:28.756	-1.861	0	2:50.462		3	1:31.436	-1.514	8	1:44.468	+5.021
18	1:27.722	+0.180	20	1:29.476	+0.720	1	1:38.027	-1:12.435	4	1:31.246	-0.190	9	1:43.823	-0.645
19	1:27.847	+0.125				2	1:31.700	-6.327	5	1:31.572	+0.326	10	1:41.798	-2.025
20	1:27.934	+0.087	(03) Mark Wilson			3	1:29.804	-1.896	6	1:31.238	-0.334	11	1:41.195	-0.603
21	1:27.869	-0.065	0	2:34.884		4	1:30.028	+0.224	7	1:31.142	-0.096	12	1:41.951	+0.756
			1	1:34.757	-1:00.127	5	1:29.925	-0.103	8	1:31.514	+0.372	13	1:42.043	+0.092
(62) Ron Johnson			2	1:29.188	-5.569	6	1:29.434	-0.491	9	1:31.130	-0.384	14	1:41.487	-0.556
0	2:57.500		3	1:29.305	+0.117	7	1:28.772	-0.662	10	1:31.490	+0.360	15	1:40.153	-1.334
1	1:34.945	-1:22.555	4	1:28.595	-0.710	8	1:28.508	-0.264	11	1:32.814	+1.324	16	1:41.239	+1.086
2	1:30.288	-4.657	5	1:28.256	-0.339	9	1:29.090	+0.582	12	1:34.045	+1.231	17	1:39.520	-1.719
3	1:27.148	-3.140	6	1:28.991	+0.735	10	1:28.682	-0.408	13	1:31.255	-2.790	18	1:39.630	+0.110
4	1:27.178	+0.030	7	1:29.259	+0.268	11	1:28.915	+0.233	14	1:33.346	+2.091			
5	1:27.380	+0.202	8	1:28.919	-0.340	12	1:28.959	+0.044	15	1:31.023	-2.323			
6	1:27.195	-0.185	9	1:29.425	+0.506	13	1:28.754	-0.205	16	1:30.829	-0.194	(777) Donato DeSandoli		
7	1:27.038	-0.157	10	1:29.142	-0.283	14	1:28.940	+0.186	17	1:31.392	+0.563	0	3:07.236	
8	1:27.334	+0.296	11	1:30.048	+0.906	15	1:30.468	+1.528	18	1:31.256	-0.136	1	1:30.475	-1:36.761
9	1:27.028	-0.306	12	1:28.691	-1.357	16	1:28.847	-1.621	19	1:31.927	+0.671	2	1:26.535	-3.940
10	1:26.675	-0.353	13	1:29.313	+0.622	17	1:30.107	+1.260	20	1:31.764	-0.163	3	1:27.276	+0.741
11	1:27.525	+0.850	14	1:29.076	-0.237	18	1:29.807	-0.300				4	1:26.788	-0.488
12	1:27.701	+0.176	15	1:29.334	+0.258	19	1:29.797	-0.010	(123) Linda Heinrich			5	1:26.339	-0.449
13	1:27.258	-0.443	16	1:30.012	+0.678	20	1:30.064	+0.267	0	2:47.234		6	1:26.105	-0.234
14	1:26.877	-0.381	17	1:28.589	-1.423				1	1:39.620	-1:07.614	7	1:26.889	+0.784
15	1:26.872	-0.005	18	1:32.205	+3.616	(180) Sage Schreiner			2	1:31.430	-8.190	8	1:26.887	-0.002
16	1:27.915	+1.043	19	1:30.028	-2.177	0	2:49.363		3	1:31.135	-0.295	9	1:26.899	+0.012
17	1:26.960	-0.955	20	1:29.800	-0.228	1	1:37.276	-1:12.087	4	1:31.380	+0.245	10	1:26.599	-0.300
18	1:26.817	-0.143				2	1:29.815	-7.461	5	1:31.537	+0.157	11	1:55.728	+29.129
19	1:27.490	+0.673	(94) Jeff Penick			3	1:29.455	-0.360	6	1:31.362	-0.175			
20	1:27.782	+0.292	0	2:51.869		4	1:29.800	+0.345	7	1:31.616	+0.254	(48) Bambi Jilek		
21	1:27.665	-0.117	1	1:34.114	-1:17.755	5	1:29.303	-0.497	8	1:30.837	-0.779			
			2	1:30.682	-3.432	6	1:30.027	+0.724	9	1:31.197	+0.360	(64) Stephen Wiley		
(136) Chris Romney			3	1:29.880	-0.802	7	1:29.613	-0.414	10	1:31.759	+0.562			
0	2:55.174		4	1:31.360	+1.480	8	1:29.828	+0.215	11	1:33.074	+1.315	(142) Sean Hester		
1	1:35.304	-1:19.870	5	1:29.304	-2.056	9	1:31.176	+1.348	12	1:34.589	+1.515			
2	1:30.081	-5.223	6	1:29.496	+0.192	10	1:31.319	+0.143	13	1:32.660	-1.929	(722) Yvette Jackson		
3	1:29.007	-1.074	7	1:29.792	+0.296	11	1:30.630	-0.689	14	1:33.419	+0.759			
4	1:28.111	-0.896	8	1:29.811	+0.019	12	1:30.055	-0.575	15	1:31.764	-1.655			
5	1:27.933	-0.178	9	1:29.470	-0.341	13	1:30.694	+0.639	16	1:31.660	-0.104			
6	1:27.707	-0.226	10	1:29.418	-0.052	14	1:29.712	-0.982	17	1:31.624	-0.036			
7	1:28.266	+0.559	11	1:29.403	-0.015	15	1:30.262	+0.550	18	1:34.587	+2.963			
8	1:28.511	+0.245	12	1:29.327	-0.076	16	1:30.632	+0.370	19	1:33.564	-1.023			
9	1:28.906	+0.395	13	1:28.900	-0.427	17	1:31.770	+1.138	20	1:34.272	+0.708			
10	1:28.290	-0.616	14	1:28.991	+0.091	18	1:34.105	+2.335	(711) Trevor Ryder					

Printed: 13/06/2004 01:53:11 PM

Licensed to: SCCBC

Chief of Timing & Scoring:

Date:

Signed:

# Summer Sprints Weekend

## GROUP 3 PRACTICE Practice

Mission Raceway Park (2.12 Km)

12/06/2004 9:45 AM

(88) Olov Brandfors		
1	1:29.368	
2	1:20.352	-9.016
3	1:19.004	-1.348
4	1:18.020	-0.984
5	1:17.400	-0.620
6	1:17.390	-0.010

7	1:20.636	-1.051
8	1:21.530	+0.894
9	1:21.194	-0.336
10	1:19.417	-1.777
11	1:21.379	+1.962

(18) Michael Lensen		
1	1:44.970	
2	1:39.043	-5.927
3	1:31.092	-7.951
4	1:27.145	-3.947
5	1:31.814	+4.669
6	1:25.860	-5.954
7	1:25.869	+0.009
8	1:21.905	-3.964
9	1:21.397	-0.508
10	1:20.031	-1.366

(21) Gabe Henderson		
1	1:29.054	
2	1:23.952	-5.102
3	1:19.077	-4.875
4	1:20.655	+1.578
5	1:19.191	-1.464
6	1:19.442	+0.251
7	1:18.404	-1.038
8	1:19.062	+0.658
9	1:18.312	-0.750
10	1:17.883	-0.429
11	1:18.315	+0.432

(328) Kyle Oberndorf		
1	1:42.456	
2	1:25.754	-16.702
3	1:25.581	-0.173
4	1:21.888	-3.693
5	1:21.331	-0.557

(98) Ira Holland		
1	1:42.210	
2	1:22.100	-20.110
3	1:19.005	-3.095
4	1:18.845	-0.160
5	1:18.356	-0.489
p6	4:48.246	+3:29.890
7	1:23.227	-3:25.019
8	1:18.549	-4.678

(39) Rodney Jessen

(55) Rob Meyering

(790) Keith Robinson

(75) Rick Payne		
1	1:43.230	
p2	2:15.756	+32.526
3	1:34.240	-41.516
4	1:22.952	-11.288
5	1:22.525	-0.427
6	1:23.030	+0.505
7	1:21.917	-1.113
8	1:20.007	-1.910
9	1:19.539	-0.468
10	1:19.024	-0.515

(337) Dave Barlass		
1	1:29.252	
2	1:22.900	-6.352
3	1:22.613	-0.287
4	1:21.517	-1.096
5	1:22.091	+0.574
6	1:21.687	-0.404

Printed: 12/06/2004 10:03:33 AM

Licensed to: SCCBC

Chief of Timing & Scoring:

Date:

Signed:



www.amb-it.com  
Orbits 1.0



# Summer Sprints Weekend

## GROUP 3 QUALIFY SAT Qualify

Mission Raceway Park (2.12 Km)

6/12/2004 2:10 PM

**(75) Rick Payne**

1	1:36.307	
p2	2:37.960	+1:01.653
3	1:30.231	-1:07.729
4	1:22.520	-7.711
5	1:20.113	-2.407
6	1:19.149	-0.964
7	1:18.230	-0.919
8	1:18.206	-0.024
9	1:18.869	+0.663

3	1:28.233	-0.536
4	1:25.094	-3.139
5	1:22.762	-2.332
6	1:22.487	-0.275
7	1:21.768	-0.719
8	1:22.017	+0.249
9	1:22.445	+0.428
10	1:21.380	-1.065

**(18) Michael Lensen**

1	1:44.776	
2	1:30.396	-14.380
3	1:27.308	-3.088
4	1:23.263	-4.045
5	1:23.436	+0.173
6	1:22.382	-1.054
7	1:21.974	-0.408
8	1:21.698	-0.276
9	1:23.493	+1.795

**(88) Olov B andfors**

1	1:39.348	
2	1:32.838	-6.510
3	1:28.013	-4.825
4	1:26.995	-1.018
5	1:22.335	-4.660
6	1:21.426	-0.909
7	1:20.317	-1.109
8	1:19.578	-0.739
9	1:25.652	+6.074
10	1:20.328	-5.324

**(790) Keith Robinson**

1	1:45.780	
2	1:35.395	-10.385
3	1:30.607	-4.788
4	1:28.178	-2.429
5	1:25.708	-2.470
6	1:24.643	-1.065
7	1:22.797	-1.846
8	1:22.925	+0.128
9	1:24.239	+1.314

**(21) Gabe Henderson**

1	1:43.719	
2	1:31.669	-12.050
3	1:29.113	-2.556
4	1:27.696	-1.417
5	1:22.279	-5.417
6	1:20.933	-1.346
7	1:19.921	-1.012
8	1:19.984	+0.063
9	1:20.522	+0.538
10	1:20.402	-0.120

**(39) Rodney Jensen**

**(55) Rob Meyering**

**(337) Dave Barlass**

1	1:37.114	
2	1:29.520	-7.594
3	1:28.266	-1.254
4	1:26.163	-2.103
5	1:23.971	-2.192
6	1:22.552	-1.419
7	1:22.422	-0.130
8	1:23.817	+1.395
9	1:20.871	-2.946
10	1:20.533	-0.338

**(328) Kyle Oberndorf**

**(98) Ira Holland**

1	1:35.440	
2	1:28.769	-6.671

Chief of Timing & Scoring:

Date:

Signed:

# Summer Sprints Weekend

## GROUP 3 QUALIFY SUN Qualify

Mission Raceway Park (2.12 Km)

13/06/2004 9:45 AM

### (75) Rick Payne

1	1:31.455	
2	1:21.536	-9.919
3	1:19.687	-1.849
4	1:17.380	-2.307
5	1:16.622	-0.758
6	1:16.505	-0.117
7	1:16.082	-0.423
8	1:16.112	+0.030
9	1:15.371	-0.741

### (18) Michael Lensen

1	1:46.048	
2	1:27.502	-18.546
3	1:22.461	-5.041
4	1:20.926	-1.535
5	1:21.061	+0.135
6	1:19.808	-1.253
7	1:20.678	+0.870
8	1:19.959	-0.719
9	1:19.797	-0.162

### (88) Olov Brandfors

1	1:42.743	
2	1:22.380	-20.363
3	1:19.922	-2.458
4	1:18.952	-0.970
5	1:18.155	-0.797
6	1:18.175	+0.020
7	1:16.941	-1.234
8	1:17.424	+0.483
9	1:17.062	-0.362
10	1:16.887	-0.175
11	1:16.719	-0.168

### (337) Dave Barlass

1	1:38.869	
2	1:21.977	-16.892
3	1:36.963	+14.986
4	1:22.446	-14.517
5	1:20.125	-2.321
6	1:20.194	+0.069

### (328) Kyle Oberndorf

1	1:33.238	
2	2:49.809	+1:16.571
3	1:22.632	-1:27.177
4	1:21.336	-1.296
5	1:22.961	+1.625
6	1:20.517	-2.444
7	1:20.713	+0.196
8	1:20.900	+0.187
9	1:46.041	+25.141

### (21) Gabe Henderson

1	1:30.113	
p2	1:49.307	+19.194
3	1:25.800	-23.507
4	1:19.413	-6.387
5	1:18.212	-1.201
6	1:17.543	-0.669
7	1:18.757	+1.214
8	1:17.506	-1.251
9	1:17.643	+0.137
10	1:16.997	-0.646
11	1:16.783	-0.214

### (790) Keith Robinson

1	1:43.842	
2	1:27.955	-15.887
3	1:31.968	+4.013
4	1:24.514	-7.454
5	1:24.326	-0.188

### (98) Ira Holland

1	1:32.512	
2	1:23.347	-9.165
3	1:19.505	-3.842
4	1:18.796	-0.709
5	1:18.566	-0.230
6	1:18.902	+0.336
7	1:18.513	-0.389
8	1:18.467	-0.046
9	1:18.453	-0.014
10	1:17.775	-0.678
11	1:17.924	+0.149

### (39) Rodney Jessen

### (55) Rob Meyering

Printed: 13/06/2004 10:02:11 AM

Licensed to: SCCBC

Chief of Timing & Scoring:

Date:

Signed:

# Summer Sprints Weekend

## GROUP 3

## RACE

## Race

Mission Raceway Park (2.12 Km)

13/06/2004 1:50 PM

<b>(75) Rick Payne</b>			23	1:16.680	+0.519	21	1:16.324	-0.170	19	1:19.299	+1.155
0	2:44.544		<b>(98) Ira Holland</b>			22	1:16.336	+0.012	20	1:18.004	-1.295
1	2:19.770	-24.774	0	2:43.150		23	1:16.930	+0.594	21	1:20.524	+2.520
2	1:17.971	-1:01.799	1	2:19.393	-23.757	<b>(328) Kyle Oberndorf</b>			22	1:18.213	-2.311
3	1:16.519	-1.452	2	2:1.084	-58.309	0	2:40.475		23	1:18.211	-0.002
4	1:15.966	-0.553	3	1:17.910	-3.174	1	2:19.102	-21.373	<b>(790) Keith Robinson</b>		
5	1:18.884	+2.918	4	1:17.650	-0.260	2	1:23.679	-55.423	0	2:35.684	
6	1:16.266	-2.618	5	1:17.881	+0.231	3	1:21.287	-2.392	1	2:18.302	-17.382
7	1:15.937	-0.329	6	1:17.375	-0.506	4	1:20.023	-1.264	2	1:23.320	-54.982
8	1:23.649	+7.712	7	1:17.673	+0.298	5	1:18.944	-1.079	3	1:21.039	-2.281
9	1:16.024	-7.625	8	1:17.991	+0.318	6	1:19.668	+0.724	4	1:20.219	-0.820
10	1:16.644	+0.620	9	1:17.017	-0.974	7	1:20.382	+0.714	5	1:20.287	+0.068
11	1:16.900	+0.256	10	1:16.769	-0.248	8	1:19.748	-0.634	6	1:20.856	+0.569
12	1:16.133	-0.767	11	1:17.074	+0.305	9	1:18.027	-1.721	7	1:19.217	-1.639
13	1:15.135	-0.998	12	1:16.704	-0.370	10	1:18.503	+0.476	8	1:19.457	+0.240
14	1:15.722	+0.587	13	1:16.669	-0.035	11	1:18.816	+0.313	9	1:19.948	+0.491
15	1:15.144	-0.578	14	1:16.876	+0.207	12	1:18.808	-0.008	10	1:19.373	-0.575
16	1:15.116	-0.028	15	1:16.571	-0.305	13	1:20.003	+1.195	11	1:20.492	+1.119
17	1:15.211	+0.095	16	1:16.717	+0.146	14	1:18.614	-1.389	12	1:20.276	-0.216
18	1:15.366	+0.155	17	1:16.803	+0.086	15	1:19.481	+0.867	13	1:19.969	-0.307
19	1:15.692	+0.326	18	1:16.719	-0.084	16	1:18.273	-1.208	14	1:19.708	-0.261
20	1:15.613	-0.079	19	1:16.536	-0.183	17	1:18.222	-0.051	15	1:19.706	-0.002
21	1:15.033	-0.580	20	1:16.571	+0.035	18	1:17.927	-0.295	16	1:19.523	-0.183
22	1:15.455	+0.422	21	1:16.661	+0.090	19	1:17.753	-0.174	17	1:19.334	-0.189
23	1:16.004	+0.549	22	1:17.020	+0.359	20	1:17.934	+0.181	18	1:18.797	-0.537
<b>(21) Gabe Henderson</b>			23	1:17.303	+0.283	21	1:18.569	+0.635	19	1:19.548	+0.751
0	2:42.927		<b>(88) Olov Brandfors</b>			22	1:18.034	-0.535	20	1:20.638	+1.090
1	2:19.709	-23.218	0	2:44.252		23	1:18.363	+0.329	21	1:19.489	-1.149
2	1:18.598	-1:01.111	1	2:19.866	-24.386	<b>(337) Dave Barlass</b>			22	1:21.424	+1.935
3	1:18.291	-0.307	2	1:19.154	-1:00.712	0	2:40.834		<b>(18) Michael Lensen</b>		
4	1:17.235	-1.056	3	1:33.880	+14.726	1	2:19.057	-21.777	0	2:41.093	
5	1:17.148	-0.087	4	1:17.437	-16.443	2	1:22.303	-56.754	1	2:19.754	-21.339
6	1:16.590	-0.558	5	1:17.601	+0.164	3	1:20.733	-1.570	<b>(39) Rodney Jessen</b>		
7	1:17.505	+0.915	6	1:17.598	-0.003	4	1:19.815	-0.918	<b>(55) Rob Meyering</b>		
8	1:17.598	+0.093	7	1:18.245	+0.647	5	1:19.475	-0.340			
9	1:17.076	-0.522	8	1:17.024	-1.221	6	1:19.303	-0.172			
10	1:17.117	+0.041	9	1:17.027	+0.003	7	1:19.994	+0.691			
11	1:17.538	+0.421	10	1:17.293	+0.266	8	1:20.303	+0.309			
12	1:17.255	-0.283	11	1:17.271	-0.022	9	1:18.849	-1.454			
13	1:16.660	-0.595	12	1:16.977	-0.294	10	1:18.786	-0.063			
14	1:16.220	-0.440	13	1:17.038	+0.061	11	1:18.521	-0.265			
15	1:15.716	-0.504	14	1:16.954	-0.084	12	1:18.365	-0.156			
16	1:15.637	-0.079	15	1:16.310	-0.644	13	1:18.304	-0.061			
17	1:16.224	+0.587	16	1:16.407	+0.097	14	1:19.084	+0.780			
18	1:16.916	+0.692	17	1:16.473	+0.066	15	1:18.409	-0.675			
19	1:16.301	-0.615	18	1:16.336	-0.137	16	1:18.512	+0.103			
20	1:15.771	-0.530	19	1:16.143	-0.193	17	1:18.494	-0.018			
21	1:16.474	+0.703	20	1:16.494	+0.351	18	1:18.144	-0.350			
22	1:16.161	-0.313									

Printed: 13/06/2004 02:35:16 PM

Licensed to: SCCBC

Chief of Timing & Scoring:

Date:

Signed:

# Summer Sprints Weekend

## GROUP 4 PRACTICE Practice

Mission Raceway Park (2.12 Km)

12/06/2004 10:05 AM

### (46) Roy Isley

1	1:45.397	
2	1:24.505	-20.892
3	1:19.322	-5.183
4	1:18.403	-0.919
5	1:22.494	+4.091
6	1:18.889	-3.605
7	1:19.032	+0.143

### (788) Greg Carter

### (729) Gary Mathies

1	1:44.426	
2	1:25.233	-19.193
3	1:19.480	-5.753
4	1:18.800	-0.680
5	1:20.099	+1.299
6	1:18.840	-1.259

### (37) Doug Moul

1	1:58.628	
2	1:23.906	-34.722
3	1:19.403	-4.503
4	1:19.296	-0.107
5	1:19.164	-0.132
6	1:20.462	+1.298
7	1:21.252	+0.790
8	1:19.885	-1.367
9	1:21.705	+1.820
10	1:21.180	-0.525

### (782) Doug Yip

1	1:42.052	
2	1:24.929	-17.123
3	1:19.879	-5.050

### (52) Manfred Duske

1	1:39.365	
2	1:26.929	-12.436
3	1:22.667	-4.262
4	1:22.062	-0.605
5	1:22.643	+0.581

### (70) Mac Russell

### (96) Ron Rowse

### (724) David Cormier

### (727) Noel Florack

### (742) Howard Whitlock

Printed: 12/06/2004 10:25:06 AM

Licensed to: SCCBC

Chief of Timing & Scoring:

Date:

Signed:



www.amb-it.com  
Orbits 1.0



# Summer Sprints Weekend

## GROUP 4 QUALIFY SAT Qualify

Mission Raceway Park (2.12 Km)

6/12/2004 2:30 PM

(46) Roy Isley

1	1:46.857	
p2	2:47.449	+1:00.592
3	1:27.713	-1:19.736
4	2:33.879	+1:06.166
5	1:16.808	-1:17.071
6	1:18.484	+1.676

(96) Ron Rowse

1	1:32.648	
2	1:18.206	-14.442
3	1:16.965	-1.241
4	1:18.067	+1.102

(37) Doug Moul

1	1:42.354	
2	1:22.547	-19.807
3	1:18.359	-4.188
4	1:20.381	+2.022
5	1:20.649	+0.268
6	1:18.350	-2.299
7	1:19.223	+0.873
8	1:19.338	+0.115

(729) Gary Mathies

1	1:39.328	
2	1:26.758	-12.570
3	1:21.209	-5.549
4	1:20.797	-0.412
5	1:20.739	-0.058
6	1:20.335	-0.404
7	1:19.551	-0.784

(742) Howard Whitlock

1	1:47.280	
2	1:33.284	-13.996
3	1:30.095	-3.189
4	1:21.246	-8.849
5	1:20.745	-0.501
6	1:22.414	+1.669

(788) Greg Carter

1	1:36.121	
2	1:27.221	-8.900
3	1:22.928	-4.293
4	1:22.113	-0.815
5	1:22.896	+0.783
6	1:22.742	-0.154
7	1:22.598	-0.144
8	1:26.070	+3.472

9	1:24.349	-1.721
10	1:25.516	+1.167

(52) Manfred Duske

(70) Mac Russell

(724) David Cormier

(727) Noel Florack

(782) Doug Yip

Chief of Timing & Scoring:

Date:

Signed:

# Summer Sprints Weekend

## GROUP 4 QUALIFY SUN Qualify

Mission Raceway Park (2.12 Km)

13/06/2004 10:05 AM

### (96) Ron Rowse

1	1:32.266	
2	1:17.729	-14.537
3	1:16.144	-1.585
4	1:15.016	-1.128
5	1:14.859	-0.157
6	1:26.324	+11.465

5 1:22.585 +0.129

### (788) Greg Carter

1	1:39.581	
2	1:26.520	-13.061
3	1:25.421	-1.099
p4	3:00.691	+1:35.270
5	1:29.192	-1:31.499
6	1:23.644	-5.548

### (782) Doug Yip

1	1:38.883	
2	1:21.907	-16.976
3	1:20.046	-1.861
4	1:16.936	-3.110
5	1:17.575	+0.639
6	1:18.028	+0.453
7	1:15.757	-2.271
8	1:17.209	+1.452
9	1:17.398	+0.189
10	1:16.533	-0.865

### (764) Bryan Hellevang

1	1:32.514	
2	1:25.601	-6.913
3	1:25.038	-0.563
4	1:25.113	+0.075
5	1:35.680	+10.567

### (46) Roy Isley

1	1:28.067	
2	1:19.291	-8.776
3	2:34.037	+1:14.746
4	1:17.381	-1:16.656
p5	2:16.997	+59.616
6	1:27.013	-49.984
7	1:16.790	-10.223
8	1:17.082	+0.292

### (742) Howard Whitlock

1	1:56.401	
2	1:39.084	-17.317
3	1:31.730	-7.354
4	1:28.510	-3.220
5	1:27.370	-1.140
6	1:28.671	+1.301
7	1:35.109	+6.438

### (70) Mac Russell

1	1:28.005	
p2	2:10.066	+42.061
3	1:25.155	-44.911
4	1:20.192	-4.963
5	1:20.160	-0.032
6	1:19.346	-0.814

### (781) Robin Strachan

1	1:43.432	
2	1:33.800	-9.632
3	1:30.663	-3.137
4	1:29.244	-1.419
5	1:31.204	+1.960
6	1:31.221	+0.017
7	1:30.083	-1.138

### (37) Doug Moul

### (724) David Cormier

### (727) Noel Florack

### (729) Gary Mathies

1	1:39.968	
2	1:24.621	-15.347
3	1:21.245	-3.376
4	1:20.265	-0.980
5	1:21.016	+0.751

### (52) Manfred Duske

1	1:37.051	
2	1:25.209	-11.842
3	1:23.860	-1.349
4	1:22.456	-1.404

Printed: 13/06/2004 10:24:24 AM

Licensed to: SCCBC

Chief of Timing & Scoring:

Date:

Signed:

# Summer Sprints Weekend

## GROUP 4

### RACE

### Race

Mission Raceway Park (2.12 Km)

13/06/2004 2:30 PM

<b>(782) Doug Yip</b>			23	1:25.283	+4.720	21	1:22.117	+0.933	19	1:23.787	+0.299	19	1:28.250	-0.225
0	2:42.306					22	1:24.300	+2.183	20	1:22.808	-0.979	20	1:28.266	+0.016
1	1:19.525	-1:22.781	<b>(37) Doug Moul</b>			23	1:23.405	-0.895	21	1:25.148	+2.340	21	1:30.274	+2.008
2	1:16.217	-3.308	0	2:38.835					22	1:33.142	+7.994	22	1:34.098	+3.824
3	1:16.042	-0.175	1	1:22.587	-1:16.248	<b>(70) Mac Russell</b>			<b>(96) Ron Rowse</b>			<b>(781) Robin Strachan</b>		
4	1:15.796	-0.246	2	1:19.333	-3.254	0	2:36.240		0	2:42.373		0	2:20.209	
5	1:15.941	+0.145	3	1:18.663	-0.670	1	1:24.509	-1:11.731	1	1:34.598	-1:07.775	1	1:32.235	-47.974
6	1:16.410	+0.469	4	1:18.995	+0.332	2	1:20.010	-4.499	2	1:15.760	-18.838	2	1:28.262	-3.973
7	1:16.429	+0.019	5	1:18.908	-0.087	3	1:20.984	+0.974	3	1:15.560	-0.200	3	1:27.814	-0.448
8	1:17.377	+0.948	6	1:18.251	-0.657	4	1:21.994	+1.010	4	1:15.697	+0.137	4	1:27.035	-0.779
9	1:17.397	+0.020	7	1:19.176	+0.925	5	1:22.517	+0.523	5	1:16.495	+0.798	5	1:28.266	+1.231
10	1:18.042	+0.645	8	1:21.211	+2.035	6	1:24.874	+2.357	6	1:17.045	+0.550	6	1:26.261	-2.005
11	1:17.990	-0.052	9	1:19.243	-1.968	7	1:22.817	-2.057	7	1:17.962	+0.917	7	1:26.525	+0.264
12	1:19.132	+1.142	10	1:21.522	+2.279	8	1:22.232	-0.585	8	1:19.298	+1.336	8	1:25.903	-0.622
13	1:17.739	-1.393	11	1:25.306	+3.784	9	1:23.106	+0.874	9	1:21.794	+2.496	9	1:26.326	+0.423
14	1:18.488	+0.749	12	1:28.257	+2.951	10	1:22.258	-0.848	10	2:34.421	+1:12.627	10	1:26.828	+0.502
15	1:18.120	-0.368	13	1:23.300	-4.957	11	1:22.587	+0.329	11	1:19.357	-1:15.064	11	1:25.783	-1.045
16	1:18.525	+0.405	14	1:21.765	-1.535	12	1:23.129	+0.542	12	1:17.084	-2.273	12	1:25.763	-0.020
17	1:18.611	+0.086	15	1:23.653	+1.888	13	1:23.783	+0.654	13	1:17.050	-0.034	13	1:26.105	+0.342
18	1:17.734	-0.877	16	1:21.792	-1.861	14	1:25.602	+1.819	14	1:19.685	+2.635	14	1:26.525	+0.420
19	1:18.159	+0.425	17	1:21.684	-0.108	15	1:23.772	-1.830	15	1:19.829	+0.144	15	1:26.260	-0.265
20	1:20.302	+2.143	18	1:22.909	+1.225	16	1:23.894	+0.122	16	1:25.178	+5.349	16	1:26.147	-0.113
21	1:32.370	+12.068	19	1:21.863	-1.046	17	1:24.021	+0.127	17	1:27.951	+2.773	17	1:26.917	+0.770
22	1:41.087	+8.717	20	1:21.092	-0.771	18	1:23.174	-0.847	18	1:23.940	-4.011	18	1:26.414	-0.503
23	1:37.110	-3.977	21	1:22.834	+1.742	19	1:23.350	+0.176	19	1:24.841	+0.901	19	1:26.243	-0.171
<b>(729) Gary Mathies</b>			22	1:31.807	+8.973	20	1:23.228	-0.122	20	1:25.464	+0.623	20	1:27.091	+0.848
0	2:33.920		23	1:28.844	-2.963	21	1:24.552	+1.324	21	1:28.019	+2.555	21	1:28.428	+1.337
1	1:23.647	-1:10.273	<b>(788) Greg Carter</b>			22	1:27.859	+3.307	22	1:27.848	-0.171	22	1:30.522	+2.094
2	1:19.396	-4.251	0	2:23.370		23	1:30.168	+2.309	<b>(764) Bryan Hellevang</b>			<b>(46) Roy Isley</b>		
3	1:18.426	-0.970	1	1:25.030	-58.340	<b>(52) Manfred Duske</b>			0	2:20.475		0	2:38.906	
4	1:18.963	+0.537	2	1:20.829	-4.201	0	2:21.717		1	1:26.510	-53.965	1	1:19.961	-1:18.945
5	1:19.114	+0.151	3	1:21.774	+0.945	1	1:27.493	-54.224	2	1:26.904	+0.394	2	1:17.279	-2.682
6	1:18.289	-0.825	4	1:21.425	-0.349	2	1:24.443	-3.050	3	1:25.002	-1.902	3	1:15.561	-1.718
7	1:18.706	+0.417	5	1:21.061	-0.364	3	1:23.924	-0.519	4	1:25.362	+0.360	4	1:16.395	+0.834
8	1:19.126	+0.420	6	1:22.091	+1.030	4	1:23.814	-0.110	5	1:25.901	+0.539	5	1:17.363	+0.968
9	1:18.793	-0.333	7	1:22.473	+0.382	5	1:24.193	+0.379	6	1:26.022	+0.121	6	1:17.831	+0.468
10	1:20.039	+1.246	8	1:21.471	-1.002	6	1:23.692	-0.501	7	1:26.005	-0.017	7	1:16.775	-1.056
11	1:19.991	-0.048	9	1:22.786	+1.315	7	1:23.459	-0.233	8	1:25.592	-0.413	<b>(742) Howard Whitlock</b>		
12	1:20.028	+0.037	10	1:22.920	+0.134	8	1:22.892	-0.567	9	1:25.926	+0.334	0	2:24.668	
13	1:20.720	+0.692	11	1:23.454	+0.534	9	1:23.606	+0.714	10	1:26.420	+0.494	1	1:26.494	-58.174
14	1:20.421	-0.299	12	1:22.173	-1.281	10	1:23.705	+0.099	11	1:26.927	+0.507	2	1:22.468	-4.026
15	1:19.924	-0.497	13	1:22.951	+0.778	11	1:22.965	-0.740	12	1:25.938	-0.989	3	1:21.513	-0.955
16	1:20.135	+0.211	14	1:23.783	+0.832	12	1:22.863	-0.102	13	1:27.138	+1.200	4	1:21.598	+0.085
17	1:19.846	-0.289	15	1:22.743	-1.040	13	1:23.497	+0.634	14	1:26.053	-1.085			
18	1:19.670	-0.176	16	1:22.978	+0.235	14	1:24.352	+0.855	15	1:26.384	+0.331			
19	1:21.826	+2.156	17	1:22.429	-0.549	15	1:22.875	-1.477	16	1:26.769	+0.385			
20	1:21.255	-0.571	18	1:22.261	-0.168	16	1:23.156	+0.281	17	1:28.720	+1.951			
21	1:20.903	-0.352	19	1:21.971	-0.290	17	1:23.724	+0.568	18	1:28.475	-0.245			
22	1:20.563	-0.340	20	1:21.184	-0.787	18	1:23.488	-0.236						

Printed: 13/06/2004 03:18:38 PM

Licensed to: SCCBC

Chief of Timing & Scoring:

Date:

Signed:



www.amb-it.com  
Orbits 1.0




# Summer Sprints Weekend

## GROUP 5 PRACTICE Practice

Mission Raceway Park (2.12 Km)

12/06/2004 10:30 AM



**(112) Mark Hanken**

1	1:42.838	
2	1:28.755	-14.083
p3	2:26.235	+57.480
4	1:27.219	-59.016
5	1:23.189	-4.030
6	1:23.074	-0.115
7	1:23.384	+0.310
8	1:26.115	+2.731

**(79) Hugh Richards**

1	1:39.696	
2	1:27.010	-12.686
3	1:24.784	-2.226
4	1:24.697	-0.087
5	1:24.434	-0.263
6	1:23.316	-1.118
p7	2:24.040	+1:00.724
8	1:34.120	-49.920

**(50) Ian Thomas**

1	1:40.354	
2	1:28.686	-11.668
p3	1:46.660	+17.974
4	1:30.245	-16.415
5	1:24.792	-5.453
6	1:25.334	+0.542
7	1:24.026	-1.308
8	1:23.638	-0.388
9	1:23.793	+0.155
10	1:24.579	+0.786

**(174)**

1	1:36.356	
2	1:24.888	-11.468
3	1:25.347	+0.459
4	1:28.328	+2.981
5	1:29.692	+1.364
6	1:23.750	-5.942
7	1:24.227	+0.477
8	1:24.741	+0.514

**(113) Tom Davies**

1	1:37.953	
2	1:25.777	-12.176
3	1:24.143	-1.634
4	1:28.261	+4.118
5	1:29.756	+1.495
6	1:23.993	-5.763
7	1:25.839	+1.846

8	1:24.286	-1.553
9	1:26.982	+2.696
10	1:37.059	+10.077

**(47) Jack Dechristopher**

1	1:43.535	
2	4:24.342	+2:40.807
3	1:24.009	-3:00.333
p4	2:11.637	+47.628

**(5) Rick Delamare**

1	1:41.389	
2	1:26.062	-15.327
3	1:24.899	-1.163
4	1:24.653	-0.246
5	1:25.579	+0.926
6	1:24.783	-0.796
7	1:25.096	+0.313
8	1:26.846	+1.750
9	1:26.360	-0.486

**(53) Skip Yocom**

1	1:44.450	
2	1:26.964	-17.486
3	1:25.858	-1.106
4	1:25.453	-0.405
5	1:26.297	+0.844
6	1:24.745	-1.552
7	1:25.282	+0.537
8	1:25.027	-0.255
9	1:25.160	+0.133
10	1:26.151	+0.991

**(711) Al Fuller**

1	1:39.228	
2	1:27.050	-12.178
3	1:29.765	+2.715
4	1:29.335	-0.430
5	1:29.696	+0.361
6	1:25.087	-4.609
7	1:27.401	+2.314
8	1:25.352	-2.049
9	1:26.871	+1.519

**(27) Hal Hilton**

1	1:46.151	
2	1:29.915	-16.236
3	1:27.043	-2.872
4	1:28.453	+1.410
5	1:28.447	-0.006

6	1:33.850	+5.403
7	1:25.627	-8.223
8	1:27.131	+1.504
9	1:25.398	-1.733
10	1:25.186	-0.212

**(103) John Osborn**

1	1:40.012	
2	1:30.878	-9.134
3	1:30.542	-0.336
4	1:26.481	-4.061
5	1:25.988	-0.493
6	1:25.881	-0.107
7	1:26.380	+0.499
8	1:26.936	+0.556
9	1:25.486	-1.450
10	1:25.975	+0.489

**(07) Jeff Clark**

1	1:50.352	
2	1:27.108	-23.244
3	1:26.878	-0.230
4	1:25.845	-1.033
5	1:26.138	+0.293
6	1:26.342	+0.204
7	1:26.488	+0.146
8	1:26.822	+0.334
9	1:25.967	-0.855

**(161) Taryn Sparacio**

1	1:44.440	
2	1:26.378	-18.062
3	1:26.440	+0.062
4	1:27.723	+1.283
5	1:26.133	-1.590
6	1:26.853	+0.720
7	1:25.934	-0.919
8	1:26.153	+0.219
9	1:26.454	+0.301
10	1:26.365	-0.089

**(719) Chris Hahlen**

1	1:42.242	
2	1:28.723	-13.519
3	1:27.183	-1.540
4	1:27.674	+0.491
5	1:26.503	-1.171

**(115) Brian Horne**

1	1:42.348	
---	----------	--

2	1:30.330	-12.018
3	1:28.237	-2.093
4	1:28.418	+0.181
5	1:27.356	-1.062
6	1:28.127	+0.771
7	1:27.584	-0.543
8	1:26.682	-0.902
9	1:31.655	+4.973

**(160) Tim Rosche**

1	1:32.442	
2	1:28.441	-4.001
3	1:27.897	-0.544
4	1:27.698	-0.199
5	1:26.875	-0.823

**(96) OWEN Walstrom**

1	1:41.825	
2	1:28.734	-13.091
3	1:29.497	+0.763
4	1:44.762	+15.265
5	1:27.792	-16.970
6	1:30.389	+2.597
7	1:28.134	-2.255
8	1:28.213	+0.079
9	1:27.020	-1.193
10	1:29.195	+2.175

**(134) Darrin Gilmore**

1	1:38.418	
2	1:27.255	-11.163
3	1:28.098	+0.843

**(731) David Bruce-Thomas**

1	1:49.413	
2	1:39.562	-9.851
3	1:39.216	-0.346
4	1:36.445	-2.771
5	1:28.486	-7.959
6	1:27.602	-0.884
7	1:27.620	+0.018
8	1:27.380	-0.240

**(45) Mike Blaszcak**

1	1:38.157	
2	1:29.756	-8.401
3	1:27.617	-2.139
4	1:29.500	+1.883
5	1:28.240	-1.260
6	1:28.003	-0.237

7	1:28.834	+0.831
8	1:27.737	-1.097
9	1:27.422	-0.315
10	1:28.167	+0.745

**(51) Mark Wilson**

1	1:50.733	
2	1:36.925	-13.808
3	1:28.987	-7.938
4	1:28.225	-0.762
5	1:27.655	-0.570
6	1:29.258	+1.603
7	1:28.429	-0.829
8	1:28.148	-0.281
9	1:29.614	+1.466

**(45) Mike Blaszcak**

1	1:44.160	
2	1:31.442	-12.718
3	1:29.789	-1.653
4	1:28.702	-1.087
5	1:28.811	+0.109
6	1:30.713	+1.902
7	1:28.744	-1.969

**(136) Chris Romney**

1	1:43.633	
2	1:29.538	-14.095
3	1:32.530	+2.992
4	1:28.879	-3.651
5	1:28.716	-0.163
6	1:31.036	+2.320
7	1:31.294	+0.258
8	1:30.093	-1.201
9	1:29.370	-0.723

**(106) Jeffery Wicks**

1	1:42.611	
2	1:30.228	-12.383
3	1:32.256	+2.028
4	1:33.000	+0.744
5	1:29.874	-3.126
6	1:28.743	-1.131
7	1:30.055	+1.312
8	1:31.512	+1.457
9	1:30.663	-0.849

**(94) Jeff Penick**

1	1:43.511	
2	1:31.832	-11.679

Chief of Timing & Scoring:

Date:

Signed:

# Summer Sprints Weekend

## GROUP 5 PRACTICE Practice

Mission Raceway Park (2.12 Km)

12/06/2004 10:30 AM

3 **1:29.849** -1.983  
4 **1:30.279** +0.430  
5 **1:30.080** -0.199  
6 **1:30.092** +0.012  
7 **1:30.231** +0.139

(171) Ron Simpson

(172) Keith Carter

(719) Paul Costa

(764) BRYAN HELLEVANG

(720) Anji Bemben

(722) Yvette Jackson

(730) Leo Redavid

()

(787) Moneca Kolvyn

1 **1:41.223**  
2 **1:30.402** -10.821  
3 **1:32.893** +2.491  
4 **1:30.017** -2.876  
p5 **3:14.242** +1:44.225  
6 **1:33.822** -1:40.420  
7 **1:30.483** -3.339  
8 **1:30.048** -0.435

(310) George Kondor

1 **1:45.346**  
2 **1:36.798** -8.548

(6) Brian Meakings

1 **1:48.948**  
2 **1:39.514** -9.434  
3 **1:37.611** -1.903  
4 **1:52.428** +14.817  
5 **1:45.364** -7.064

(735) Paul Bunbury

1 **1:50.610**  
2 **1:39.836** -10.774  
3 **1:39.232** -0.604

(17) A.L. "Skip" Jones

1 **1:50.245**  
2 **1:44.554** -5.691

(155) Rick Bostrom

1 **1:48.436**

(745) Johnny Catania

1 **1:53.074**  
p2 **9:45.017** +7:51.943  
3 **1:52.002** -7:53.015

(48) Bambi Jilek

(87) Alan Russell

(145) Daryl Simpson

Printed: 12/06/2004 02:13:29 PM

Licensed to: SCCBC

Chief of Timing & Scoring:

Date:

Signed:

# Summer Sprints Weekend

## GROUP 5 QUALIFY SAT Qualify

Mission Raceway Park (2.12 Km)

12/06/2004 2:55 PM

<b>(184) Jeff Rembert</b>		
p1	1:50.476	
2	1:46.746	-3.730
3	1:26.071	-20.675
4	1:23.120	-2.951
5	1:22.072	-1.048
6	1:21.217	-0.855
7	1:24.128	+2.911
8	1:25.453	+1.325

<b>(112) Mark Hanken</b>		
1	1:32.022	
2	1:25.334	-6.688
3	1:24.255	-1.079
4	1:23.773	-0.482
5	1:22.916	-0.857
6	1:24.101	+1.185
7	1:22.603	-1.498
8	1:23.999	+1.396
9	1:23.810	-0.189
10	1:22.590	-1.220

<b>(134) Darrin Gilmore</b>		
1	1:31.920	
2	1:25.358	-6.562
3	1:22.756	-2.602
4	1:22.826	+0.070
5	1:24.777	+1.951
6	1:22.898	-1.879

<b>(735) Paul Bunbury</b>		
1	1:47.683	
2	1:28.266	-19.417
3	1:23.944	-4.322
4	1:23.713	-0.231
5	1:23.573	-0.140
6	1:22.981	-0.592

<b>(172) Keith Carter</b>		
1	1:33.920	
2	1:23.360	-10.560
3	1:23.388	+0.028
4	1:28.286	+4.898
5	1:23.188	-5.098
6	1:37.354	+14.166
7	1:23.375	-13.979

<b>(79) Hugh Richards</b>		
1	1:32.448	
2	1:32.972	+0.524

3	1:23.243	-9.729
4	1:23.976	+0.733
5	1:23.285	-0.691
6	1:23.412	+0.127
7	1:23.767	+0.355
8	1:26.986	+3.219
9	1:23.245	-3.741

<b>(50) Ian Thomas</b>		
1	1:54.219	
2	1:27.865	-26.354
p3	1:40.256	+12.391
4	1:31.889	-8.367
5	1:23.384	-8.505
6	1:24.400	+1.016
7	1:24.853	+0.453
8	1:24.999	+0.146

<b>(113) Tom Davies</b>		
1	1:40.581	
2	1:24.635	-15.946
3	1:23.736	-0.899
4	1:25.425	+1.689
5	1:25.935	+0.510
6	1:24.650	-1.285
7	1:24.042	-0.608
8	1:25.644	+1.602
9	1:25.235	-0.409
10	1:24.477	-0.758

<b>(47) Jack Dechristopher</b>		
1	3:25.118	
2	4:12.171	+47.053
3	1:23.984	-2:48.187
4	1:25.066	+1.082
5	2:49.573	+1:24.507

<b>(45) Mike Blaszcak</b>		
1	1:34.503	
2	1:25.957	-8.546
3	1:24.127	-1.830
4	1:24.326	+0.199
5	1:24.548	+0.222
6	1:24.527	-0.021
7	1:25.672	+1.145
8	1:25.191	-0.481
9	1:28.012	+2.821

<b>(711) Al Fuller</b>		
1	1:53.333	

2	1:44.730	-8.603
3	1:36.974	-7.756
4	1:43.307	+6.333
5	1:24.261	-19.046
6	1:27.691	+3.430
7	1:24.953	-2.738
8	1:25.566	+0.613
9	1:25.664	+0.098

<b>(5) Rick Delamare</b>		
1	1:38.053	
2	1:29.886	-8.167
3	1:25.243	-4.643
4	1:24.491	-0.752
5	1:25.634	+1.143
6	1:43.357	+17.723

<b>(53) Skip Yocom</b>		
1	1:31.266	
2	1:28.773	-2.493
3	1:25.020	-3.753
4	1:25.103	+0.083
5	1:25.534	+0.431
6	1:25.440	-0.094
7	1:24.981	-0.459
8	1:24.547	-0.434
9	1:24.654	+0.107
10	1:25.699	+1.045

<b>(719) Chris Hahlen</b>		
1	1:45.187	
2	1:32.896	-12.291
3	1:26.274	-6.622
4	1:25.143	-1.131
5	1:24.790	-0.353
6	1:25.107	+0.317
7	1:25.376	+0.269
8	1:25.144	-0.232

<b>(27) Hal Hilton</b>		
1	1:33.783	
2	1:28.796	-4.987
3	1:25.420	-3.376
4	1:25.931	+0.511
5	1:26.471	+0.540
6	1:26.975	+0.504
7	1:25.210	-1.765
8	1:25.248	+0.038
9	1:24.932	-0.316
10	1:25.036	+0.104

<b>(07) Jeff Clark</b>		
1	1:31.902	
2	1:27.088	-4.814
3	1:25.455	-1.633
4	1:25.313	-0.142
5	1:25.725	+0.412
6	1:25.813	+0.088
7	1:26.319	+0.506

<b>(103) John Osborn</b>		
1	1:32.277	
2	1:26.611	-5.666
3	1:26.908	+0.297
p4	2:07.133	+40.225
5	1:30.800	-36.333
6	1:25.469	-5.331
7	1:25.411	-0.058
8	1:25.686	+0.275
9	1:26.625	+0.939

<b>(764) Bryan Hellevang</b>		
1	1:32.675	
2	1:25.596	-7.079
3	1:26.297	+0.701
4	1:25.727	-0.570
5	1:28.255	+2.528
6	1:28.012	-0.243
p7	3:14.321	+1:46.309
8	1:51.045	-1:23.276

<b>(160) Tim Rosche</b>		
1	1:37.636	
2	1:32.763	-4.873
3	1:32.065	-0.698
4	1:27.138	-4.927
5	1:26.460	-0.678
6	1:26.797	+0.337
7	1:26.492	-0.305
8	1:26.467	-0.025
9	1:26.131	-0.336

<b>(96) OWEN Walstrom</b>		
1	1:33.210	
p2	5:01.937	+3:28.727
3	1:30.530	-3:31.407
4	1:28.543	-1.987
5	1:28.514	-0.029
6	1:27.278	-1.236
7	1:26.475	-0.803

<b>(161) Taryn Sparacio</b>		
1	1:36.331	
2	1:26.939	-9.392
3	1:26.676	-0.263
4	1:27.472	+0.796
5	1:27.280	-0.192
6	1:27.268	-0.012
7	1:27.970	+0.702
8	1:28.336	+0.366
9	1:28.271	-0.065

<b>(145) Daryl Simpson</b>		
1	1:38.140	
2	1:28.097	-10.043
3	1:28.655	+0.558
4	1:26.778	-1.877
5	1:28.552	+1.774
6	1:28.132	-0.420
7	1:27.944	-0.188

<b>(75) Brian Horne</b>		
1	1:34.774	
2	1:27.225	-7.549
3	1:26.940	-0.285
4	1:27.611	+0.671
5	1:29.429	+1.818
6	1:30.018	+0.589
7	1:27.858	-2.160
8	1:27.693	-0.165
9	1:29.244	+1.551

<b>(731) David Bruce-Thomas</b>		
1	1:34.746	
2	1:31.515	-3.231
3	1:28.140	-3.375
4	1:26.984	-1.156
5	1:29.512	+2.528
6	1:36.231	+6.719
7	1:37.879	+1.648

<b>(310) George Kondor</b>		
1	1:42.404	
2	1:34.255	-8.149
3	1:35.057	+0.802
4	1:27.561	-7.496
5	1:27.591	+0.030
6	1:28.817	+1.226
7	1:33.232	+4.415
8	1:32.255	-0.977

Printed: 12/06/2004 04:05:07 PM

Licensed to: SCCBC

Chief of Timing & Scoring:

Date:

Signed:



www.amb-it.com  
Orbits 1.0



# Summer Sprints Weekend

## GROUP 5 QUALIFY SAT Qualify

Mission Raceway Park (2.12 Km)

12/06/2004 2:55 PM

9 **1:27.234** -5.021

### (136) Chris Romney

1 **1:36.261**  
2 **1:28.743** -7.518  
3 **1:28.353** -0.390  
p4 **2:42.208** +1:13.855  
5 **1:32.287** -1:09.921  
6 **1:29.239** -3.048  
7 **1:29.048** -0.191  
8 **1:31.046** +1.998

### (155) Rick Bostrom

1 **1:36.879**  
2 **1:30.370** -6.509  
3 **1:28.429** -1.941

### (106) Jeffery Wicks

1 **1:42.035**  
2 **1:34.588** -7.447  
3 **1:31.982** -2.606  
4 **1:32.600** +0.618  
5 **1:29.402** -3.198  
6 **1:31.594** +2.192  
7 **1:30.938** -0.656  
8 **1:31.050** +0.112  
9 **1:30.356** -0.694

### (94) Jeff Penick

1 **1:45.518**  
2 **1:29.927** -15.591  
3 **1:30.527** +0.600  
4 **1:29.917** -0.610  
5 **1:29.405** -0.512

### (17) A.L. "Skip" Jones

1 **1:43.080**  
2 **1:35.235** -7.845  
3 **1:34.424** -0.811  
4 **1:34.696** +0.272  
5 **1:34.044** -0.652  
6 **1:33.715** -0.329  
7 **1:34.602** +0.887  
8 **1:32.286** -2.316  
9 **1:32.097** -0.189

### (745) Johnny Catania

1 **1:50.292**  
2 **1:41.802** -8.490  
3 **1:40.028** -1.774

4 **1:34.014** -6.014

5 **1:34.910** +0.896

6 **1:38.122** +3.212

7 **1:35.722** -2.400

8 **1:36.417** +0.695

### (6) Brian Meakings

1 **1:43.099**  
2 **1:36.700** -6.399  
3 **1:38.500** +1.800  
4 **1:41.551** +3.051

### (48) Bambi Jilek

### (51) Mark Wilson

### (87) Alan Russell

### (171) Ron Simpson

### (719) Paul Costa

### (720) Anji Bemben

### (722) Yvette Jackson

### (730) Leo Redavid

### (787) Moneca Kolvyn

Printed: 12/06/2004 04:05:07 PM

Licensed to: SCCBC

Chief of Timing & Scoring:

Date:

Signed:

# Summer Sprints Weekend

## GROUP 5 QUALIFY SUN Qualify

Mission Raceway Park (2.12 Km)

13/06/2004 10:30 AM

**(184) Jeff Rembert**

1	1:39.513	
2	1:22.805	-16.708
3	1:24.245	+1.440
4	1:24.059	-0.186
5	1:21.519	-2.540
6	1:23.041	+1.522
7	1:23.251	+0.210
8	1:23.146	-0.105
9	1:20.634	-2.512

**(112) Mark Hanken**

1	1:35.110	
2	1:35.639	+0.529
3	1:23.595	-12.044
4	1:23.767	+0.172
5	1:23.907	+0.140
6	1:23.178	-0.729
7	1:22.309	-0.869
8	1:24.116	+1.807
9	1:22.940	-1.176
10	1:22.345	-0.595

**(172) Keith Carter**

1	1:45.436	
2	1:28.721	-16.715
3	1:27.242	-1.479
4	1:22.643	-4.599
5	1:31.733	+9.090
6	1:24.070	-7.663
7	1:32.196	+8.126
8	1:22.697	-9.499

**(47) Jack Dechristopher**

1	1:35.735	
2	2:49.273	+1:13.538
3	1:25.124	-1:24.149
4	1:24.283	-0.841
5	1:23.331	-0.952
6	1:23.334	+0.003
7	1:24.324	+0.990
8	1:23.458	-0.866
9	1:23.061	-0.397

**(134) Darrin Gilmore**

1	1:32.654	
2	1:27.774	-4.880
3	1:24.164	-3.610
4	1:23.736	-0.428
5	1:25.154	+1.418

6	1:23.095	-2.059
7	1:23.418	+0.323
8	1:26.326	+2.908
9	1:25.216	-1.110

**(79) Hugh Richards**

1	1:35.394	
2	1:27.841	-7.553
3	1:25.301	-2.540
4	1:23.424	-1.877
5	1:24.503	+1.079
6	1:23.466	-1.037
p7	3:01.364	+1:37.898
8	1:28.986	-1:32.378
9	1:52.394	+23.408

**(113) Tom Davies**

1	1:36.731	
2	1:26.598	-10.133
3	1:25.601	-0.997
4	1:27.868	+2.267
5	1:23.527	-4.341
6	1:23.555	+0.028
7	1:29.707	+6.152
8	1:32.230	+2.523
9	1:26.619	-5.611
10	1:23.673	-2.946

**(50) Ian Thomas**

1	1:46.721	
2	1:24.351	-22.370
3	1:36.071	+11.720
4	1:24.356	-11.715
5	1:25.033	+0.677
6	1:24.080	-0.953
7	1:23.558	-0.522
8	1:24.856	+1.298
9	1:24.704	-0.152
10	1:24.917	+0.213

**(735) Paul Bunbury**

1	1:52.672	
2	1:44.810	-7.862
3	1:30.923	-13.887
4	1:23.878	-7.045
5	1:23.982	+0.104

**(53) Skip Yocom**

1	1:33.441	
2	1:31.597	-1.844

3	1:24.937	-6.660
4	1:25.465	+0.528
5	1:27.095	+1.630
6	1:24.369	-2.726
7	1:24.726	+0.357

**(719) Chris Hahlen**

1	1:38.566	
2	1:25.754	-12.812
3	1:25.226	-0.528
4	1:25.543	+0.317
5	1:25.234	-0.309
6	1:34.355	+9.121
7	1:24.516	-9.839
8	1:30.250	+5.734

**(45) Mike Blaszczyk**

1	1:36.217	
2	1:25.967	-10.250
3	1:25.502	-0.465
4	1:26.140	+0.638
5	1:24.767	-1.373
6	1:25.379	+0.612
7	1:25.666	+0.287
8	1:27.211	+1.545

**(5) Rick Delamare**

1	1:36.840	
2	1:25.674	-11.166
3	1:24.881	-0.793
4	1:24.775	-0.106
5	1:25.037	+0.262

**(103) John Osborn**

1	1:32.982	
2	1:30.044	-2.938
3	1:28.950	-1.094
4	1:25.526	-3.424
5	1:25.371	-0.155
6	1:24.987	-0.384
7	1:25.601	+0.614
8	1:24.900	-0.701
9	1:25.576	+0.676
10	1:24.838	-0.738

**(07) Jeff Clark**

1	1:38.252	
2	1:25.561	-12.691
3	1:25.447	-0.114
4	1:25.189	-0.258

5	1:25.625	+0.436
6	1:25.800	+0.175
7	1:27.552	+1.752
8	1:26.362	-1.190
9	1:26.279	-0.083
10	1:25.847	-0.432

**(27) Hal Hilton**

1	1:36.473	
2	1:28.071	-8.402
3	1:27.724	-0.347
4	1:26.558	-1.166
p5	2:03.475	+36.917
6	1:31.268	-32.207
7	2:50.914	+1:19.646
8	1:25.661	-1:25.253
9	1:25.356	-0.305

**(145) Daryl Simpson**

1	1:42.511	
p2	2:33.297	+50.786
3	1:32.208	-1:01.089
4	1:25.790	-6.418
5	1:27.059	+1.269
6	1:25.894	-1.165
7	1:26.867	+0.973
8	1:25.857	-1.010
9	1:26.960	+1.103

**(160) Tim Rosche**

1	1:42.094	
p2	4:28.657	+2:46.563
3	1:33.054	-2:55.603
4	1:28.660	-4.394
5	1:26.266	-2.394
6	1:25.813	-0.453
7	1:26.432	+0.619

**(161) Taryn Sparacio**

1	1:32.888	
2	1:27.810	-5.078
3	1:26.128	-1.682
4	1:26.288	+0.160
5	1:26.381	+0.093
6	1:28.401	+2.020
7	1:25.814	-2.587
8	1:26.004	+0.190
9	1:26.392	+0.388

**(310) George Kondor**

1	1:46.115	
2	1:37.119	-8.996
3	1:28.553	-8.566
4	1:34.068	+5.515
5	1:34.925	+0.857
6	1:26.185	-8.740
7	1:31.246	+5.061
8	1:26.013	-5.233
9	1:26.337	+0.324

**(75) Brian Horne**

1	1:43.171	
2	1:28.441	-14.730
3	1:28.008	-0.433
4	1:26.704	-1.304
5	1:27.190	+0.486
6	1:27.222	+0.032
7	1:28.890	+1.668
8	1:26.906	-1.984
9	1:27.331	+0.425

**(96) OWEN Walstrom**

1	1:33.657	
2	1:27.292	-6.365
3	1:40.716	+13.424
4	1:29.549	-11.167
5	1:28.236	-1.313

**(155) Rick Bostrom**

1	3:04.786	
2	1:27.367	-1:37.419

**(106) Jeffery Wicks**

1	1:40.125	
2	1:30.859	-9.266
3	1:29.459	-1.400
4	1:31.707	+2.248
5	1:27.852	-3.855
6	1:28.269	+0.417
p7	2:59.125	+1:30.856
8	1:33.713	-1:25.412
9	1:28.094	-5.619

**(136) Chris Romney**

1	1:39.813	
2	1:29.552	-10.261
3	1:28.909	-0.643
4	1:27.960	-0.949
5	1:33.908	+5.948
6	1:29.672	-4.236

Printed: 13/06/2004 10:48:56 AM

Licensed to: SCCBC

Chief of Timing & Scoring:

Date:

Signed:



www.amb-it.com  
Orbits 1.0



# Summer Sprints Weekend

## GROUP 5 QUALIFY SUN Qualify

Mission Raceway Park (2.12 Km)

13/06/2004 10:30 AM

7 1:31.004 +1.332  
8 1:28.571 -2.433  
9 1:28.303 -0.268

(719) Paul Costa

(720) Anji Bemben

(51) Mark Wilson

1 1:44.764  
2 1:31.969 -12.795  
3 1:28.266 -3.703  
4 1:28.406 +0.140  
5 1:29.346 +0.940  
6 1:31.367 +2.021  
7 1:29.504 -1.863  
8 1:29.237 -0.267

(722) Yvette Jackson

(730) Leo Redavid

(731) David Bruce-Thomas

(764) Bryan Hellevang

(787) Moneca Kolvyn

(87) Alan Russell

1 1:49.427  
2 1:31.389 -18.038  
3 1:29.755 -1.634  
4 1:29.518 -0.237

(745) Johnny Catania

1 1:56.669  
2 1:36.817 -19.852  
3 1:31.941 -4.876  
4 1:37.400 +5.459  
5 1:35.606 -1.794  
6 1:33.214 -2.392

(732) Pam Vidulich

1 1:45.205  
2 1:40.055 -5.150  
3 1:39.847 -0.208  
4 1:37.516 -2.331  
5 1:37.758 +0.242  
6 1:37.381 -0.377  
7 1:36.716 -0.665  
8 1:37.498 +0.782

(17) A.L. "Skip" Jones

1 2:02.281

(6) Brian Meakings

(48) Bambi Jilek

(94) Jeff Penick

(171) Ron Simpson

(711) Al Fuller

Printed: 13/06/2004 10:48:56 AM

Licensed to: SCCBC

Chief of Timing & Scoring:

Date:

Signed:

# Summer Sprints Weekend

## GROUP 5

### RACE

#### Race

Mission Raceway Park (2.12 Km)

13/06/2004 3:10 PM

<b>(172) Keith Carter</b>			5	1:32.812	-0.575	11	1:34.387	-0.955	17	1:34.285	+0.793	1	1:33.350	-1:21.377
0	3:05.370		6	1:32.658	-0.154	12	1:34.248	-0.139	18	1:35.292	+1.007	2	1:29.500	-3.850
1	1:27.022	-1:38.348	7	1:34.034	+1.376	13	1:35.153	+0.905	19	1:33.152	-2.140	3	1:32.777	+3.277
2	1:25.136	-1.886	8	1:31.949	-2.085	14	1:36.039	+0.886	<b>(145) Daryl Simpson</b>			4	1:35.939	+3.162
3	1:29.283	+4.147	9	1:33.970	+2.021	15	1:34.534	-1.505	0	2:38.786		5	1:35.469	-0.470
4	1:32.978	+3.695	10	1:33.318	-0.652	16	1:35.526	+0.992	1	1:35.874	-1:02.912	6	1:33.878	-1.591
5	1:33.376	+0.398	11	1:33.019	-0.299	17	1:35.599	+0.073	2	1:31.559	-4.315	7	1:34.762	+0.884
6	1:33.005	-0.371	12	1:32.613	-0.406	18	1:35.604	+0.005	3	1:33.922	+2.363	8	1:35.560	+0.798
7	1:34.449	+1.444	13	1:33.887	+1.274	19	1:35.506	-0.098	4	1:34.239	+0.317	9	1:34.431	-1.129
8	1:33.274	-1.175	14	1:32.660	-1.227	<b>(112) Mark Hanken</b>			5	1:36.126	+1.887	10	1:35.148	+0.717
9	1:32.583	-0.691	15	1:33.172	+0.512	0	3:07.500		6	1:33.959	-2.167	11	1:36.112	+0.964
10	1:32.936	+0.353	16	1:33.589	+0.417	1	1:27.437	-1:40.063	7	1:35.406	+1.447	12	1:35.475	-0.637
11	1:32.500	-0.436	17	1:33.910	+0.321	2	1:24.166	-3.271	8	1:36.725	+1.319	13	1:35.899	+0.424
12	1:33.921	+1.421	18	1:32.406	-1.504	3	1:28.768	+4.602	9	1:35.801	-0.924	14	1:36.292	+0.393
13	1:33.851	-0.070	19	1:31.752	-0.654	4	1:34.013	+5.245	10	1:36.525	+0.724	15	1:37.748	+1.456
14	1:33.233	-0.618	<b>(50) Ian Thomas</b>			5	1:37.559	+3.546	11	1:37.716	+1.191	16	1:37.451	-0.297
15	1:34.203	+0.970	0	2:57.574		6	1:36.617	-0.942	12	1:33.714	-4.002	17	1:35.622	-1.829
16	1:35.440	+1.237	1	1:28.360	-1:29.214	7	1:37.760	+1.143	13	1:33.599	-0.115	18	1:35.574	-0.048
17	1:33.145	-2.295	2	1:25.685	-2.675	8	1:36.715	-1.045	14	1:33.867	+0.268	19	1:35.887	+0.313
18	1:32.893	-0.252	3	1:30.920	+5.235	9	1:37.113	+0.398	15	1:33.511	-0.356	<b>(113) Tom Davies</b>		
19	1:33.754	+0.861	4	1:33.593	+2.673	10	1:36.840	-0.273	16	1:34.511	+1.000	0	2:55.407	
<b>(134) Darrin Gilmore</b>			5	1:33.100	-0.493	11	1:35.306	-1.534	17	1:34.527	+0.016	1	1:30.572	-1:24.835
0	3:04.130		6	1:33.716	+0.616	12	1:42.706	+7.400	18	1:34.440	-0.087	2	1:26.542	-4.030
1	1:28.663	-1:35.467	7	1:35.041	+1.325	13	1:34.001	-8.705	19	1:34.435	-0.005	3	1:31.896	+5.354
2	1:25.454	-3.209	8	1:33.613	-1.428	14	1:35.319	+1.318	<b>(47) Jack Dechristopher</b>			4	1:41.939	+10.043
3	1:29.251	+3.797	9	1:33.976	+0.363	15	1:34.581	-0.738	0	2:59.719		5	1:34.878	-7.061
4	1:32.797	+3.546	10	1:37.418	+3.442	16	1:32.978	-1.603	1	1:27.048	-1:32.671	6	1:34.834	-0.044
5	1:33.520	+0.723	11	1:33.957	-3.461	17	1:33.046	+0.068	2	1:26.686	-0.362	7	1:34.680	-0.154
6	1:33.759	+0.239	12	1:34.086	+0.129	18	1:33.748	+0.702	3	1:30.513	+3.827	8	1:37.601	+2.921
7	1:34.488	+0.729	13	1:33.242	-0.844	19	1:33.511	-0.237	4	1:35.173	+4.660	9	1:36.888	-0.713
8	1:32.874	-1.614	14	1:32.999	-0.243	<b>(184) Jeff Rembert</b>			5	1:34.218	-0.955	10	1:36.539	-0.349
9	1:32.903	+0.029	15	1:32.963	-0.036	0	3:10.179		6	1:35.318	+1.100	11	1:34.882	-1.657
10	1:32.776	-0.127	16	1:32.742	-0.221	1	1:24.773	-1:45.406	7	1:35.921	+0.603	12	1:36.357	+1.475
11	1:33.104	+0.328	17	1:32.392	-0.350	2	1:23.954	-0.819	8	1:35.575	-0.346	13	1:36.908	+0.551
12	1:34.118	+1.014	18	1:32.445	+0.053	3	1:29.364	+5.410	9	1:38.301	+2.726	14	1:38.335	+1.427
13	1:34.276	+0.158	19	1:31.767	-0.678	4	1:33.196	+3.832	10	1:36.824	-1.477	15	1:36.641	-1.694
14	1:33.257	-1.019	<b>(5) Rick Delamare</b>			5	1:33.923	+0.727	11	1:35.764	-1.060	16	1:35.664	-0.977
15	1:33.156	-0.101	0	2:47.540		6	1:34.988	+1.065	12	1:36.436	+0.672	17	1:35.688	+0.024
16	1:35.035	+1.879	1	1:30.244	-1:17.296	7	1:37.289	+2.301	13	1:36.690	+0.254	18	1:38.919	+3.231
17	1:33.742	-1.293	2	1:26.845	-3.399	8	1:38.324	+1.035	14	1:36.927	+0.237	19	1:35.118	-3.801
18	1:32.680	-1.062	3	1:31.593	+4.748	9	1:39.008	+0.684	15	1:35.912	-1.015	<b>(160) Tim Rosche</b>		
19	1:32.230	-0.450	4	1:35.718	+4.125	10	1:36.691	-2.317	16	1:37.201	+1.289	0	2:38.076	
<b>(719) Chris Hahlen</b>			5	1:33.541	-2.177	11	1:36.755	+0.064	17	1:37.259	+0.058	1	1:31.092	-1:06.984
0	2:46.579		6	1:35.200	+1.659	12	1:37.212	+0.457	18	1:38.533	+1.274	2	1:29.566	-1.526
1	1:31.180	-1:15.399	7	1:34.097	-1.103	13	1:37.167	-0.045	19	1:37.099	-1.434	3	1:31.948	+2.382
2	1:26.257	-4.923	8	1:34.279	+0.182	14	1:37.405	+0.238	<b>(45) Mike Blaszcak</b>			4	1:35.920	+3.972
3	1:31.598	+5.341	9	1:34.400	+0.121	15	1:36.249	-1.156	0	2:54.727		5	1:36.660	+0.740
4	1:33.387	+1.789	10	1:35.342	+0.942	16	1:33.492	-2.757	6	1:36.523	-0.137			

Printed: 13/06/2004 03:59:48 PM

Licensed to: SCCBC

Chief of Timing & Scoring:

Date:

Signed:

# Summer Sprints Weekend

## GROUP 5

### RACE

#### Race

Mission Raceway Park (2.12 Km)

13/06/2004 3:10 PM

7	1:36.672	+0.149	13	1:35.397	-1.251	19	1:37.972	-0.028	3	1:36.327	+4.489	9	1:36.850	-1.215
8	1:36.325	-0.347	14	1:40.807	+5.410				4	1:37.676	+1.349	10	1:42.679	+5.829
9	1:37.227	+0.902	15	1:34.896	-5.911	(161) Taryn Sparacio			5	1:37.077	-0.599	11	1:36.610	-6.069
10	1:36.101	-1.126	16	1:35.732	+0.836	0	2:34.767		6	1:35.683	-1.394	12	1:36.444	-0.166
11	1:36.473	+0.372	17	1:35.166	-0.566	1	1:33.582	-1:01.185	7	1:36.328	+0.645	13	1:38.415	+1.971
12	1:36.254	-0.219	18	1:48.598	+13.432	2	1:32.183	-1.399	8	1:36.066	-0.262	14	1:36.720	-1.695
13	1:36.914	+0.660	19	1:36.289	-12.309	3	1:33.065	+0.882	9	1:37.980	+1.914	15	1:44.425	+7.705
14	1:37.559	+0.645				4	1:36.054	+2.989	10	1:37.481	-0.499	16	1:39.165	-5.260
15	1:35.319	-2.240	(735) Paul Bunbury			5	1:38.324	+2.270	11	1:38.435	+0.954	17	1:39.047	-0.118
16	1:36.068	+0.749	0	3:02.107		6	1:38.152	-0.172	12	1:37.507	-0.928	18	1:38.792	-0.255
17	1:36.107	+0.039	1	1:29.558	-1:32.549	7	1:37.273	-0.879	13	1:44.247	+6.740			
18	1:37.278	+1.171	2	1:50.938	+21.380	8	1:36.257	-1.016	14	1:35.727	-8.520	(07) Jeff Clark		
19	1:34.105	-3.173	3	1:37.523	-13.415	9	1:38.421	+2.164	15	1:35.285	-0.442	0	2:39.827	
			4	1:36.772	-0.751	10	1:36.957	-1.464	16	1:35.804	+0.519	1	1:32.913	-1:06.914
(711) Al Fuller			5	1:36.098	-0.674	11	1:36.923	-0.034	17	1:36.257	+0.453	2	1:31.916	-0.997
0	2:52.948		6	1:37.324	+1.226	12	1:38.383	+1.460	18	1:37.373	+1.116	3	1:36.190	+4.274
1	1:31.193	-1:21.755	7	1:36.325	-0.999	13	1:39.091	+0.708	19	1:35.241	-2.132	4	1:39.460	+3.270
2	1:34.014	+2.821	8	1:34.766	-1.559	14	1:36.886	-2.205				5	1:40.474	+1.014
3	1:32.310	-1.704	9	1:34.874	+0.108	15	1:36.389	-0.497	(96) OWEN Walstrom			6	1:38.944	-1.530
4	1:38.262	+5.952	10	1:38.144	+3.270	16	1:36.409	+0.020	0	2:31.518		7	1:38.958	+0.014
5	1:33.625	-4.637	11	1:36.166	-1.978	17	1:37.671	+1.262	1	1:34.276	-57.242	8	1:39.840	+0.882
6	1:35.749	+2.124	12	1:35.575	-0.591	18	1:37.258	-0.413	2	1:32.642	-1.634	9	1:39.593	-0.247
7	1:36.299	+0.550	13	1:37.094	+1.519	19	1:36.366	-0.892	3	1:39.081	+6.439	10	1:43.699	+4.106
8	1:37.974	+1.675	14	1:36.514	-0.580				4	1:38.206	-0.875	11	1:39.136	-4.563
9	1:36.163	-1.811	15	1:34.353	-2.161	(731) David Bruce-Thomas			5	1:38.690	+0.484	12	1:38.713	-0.423
10	1:37.350	+1.187	16	1:35.054	+0.701	0	2:27.705		6	1:36.328	-2.362	13	1:39.046	+0.333
11	1:37.000	-0.350	17	1:34.573	-0.481	1	1:34.801	-52.904	7	1:37.220	+0.892	14	1:39.386	+0.340
12	1:35.927	-1.073	18	1:34.871	+0.298	2	1:31.675	-3.126	8	1:36.832	-0.388	15	1:39.741	+0.355
13	1:35.924	-0.003	19	1:35.058	+0.187	3	1:36.563	+4.888	9	1:36.611	-0.221	16	1:39.638	-0.103
14	1:36.110	+0.186				4	1:37.004	+0.441	10	1:40.136	+3.525	17	1:38.104	-1.534
15	1:35.825	-0.285	(53) Skip Yocom			5	1:36.830	-0.174	11	1:36.677	-3.459	18	1:38.843	+0.739
16	1:35.882	+0.057	0	2:48.642		6	1:36.322	-0.508	12	1:37.186	+0.509			
17	1:36.018	+0.136	1	1:33.556	-1:15.086	7	1:35.988	-0.334	13	1:39.253	+2.067	(136) Chris Romney		
18	1:36.169	+0.151	2	1:30.571	-2.985	8	1:37.971	+1.983	14	1:36.811	-2.442	0	2:24.091	
19	1:35.829	-0.340	3	1:32.806	+2.235	9	1:36.326	-1.645	15	1:36.624	-0.187	1	1:34.432	-49.659
			4	1:35.173	+2.367	10	1:37.555	+1.229	16	1:37.613	+0.989	2	1:32.790	-1.642
(79) Hugh Richards			5	1:35.696	+0.523	11	1:39.579	+2.024	17	1:37.598	-0.015	3	1:37.461	+4.671
0	2:58.643		6	1:36.016	+0.320	12	1:36.887	-2.692	18	1:37.299	-0.299	4	1:38.507	+1.046
1	1:29.574	-1:29.069	7	1:36.912	+0.896	13	1:38.270	+1.383	19	1:37.028	-0.271	5	1:39.346	+0.839
2	1:25.073	-4.501	8	1:37.345	+0.433	14	1:36.739	-1.531				6	1:39.149	-0.197
3	1:32.880	+7.807	9	1:36.285	-1.060	15	1:35.462	-1.277	(103) John Osborn			7	1:41.874	+2.725
4	1:35.613	+2.733	10	1:37.342	+1.057	16	1:37.575	+2.113	0	2:44.058		8	1:39.356	-2.518
5	1:35.980	+0.367	11	1:36.325	-1.017	17	1:36.965	-0.610	1	1:33.584	-1:10.474	9	1:39.340	-0.016
6	1:38.531	+2.551	12	1:36.720	+0.395	18	1:36.562	-0.403	2	1:31.599	-1.985	10	1:41.323	+1.983
7	1:35.512	-3.019	13	1:36.021	-0.699	19	1:35.863	-0.699	3	1:43.975	+12.376	11	1:39.092	-2.231
8	1:38.096	+2.584	14	1:36.375	+0.354				4	1:39.214	-4.761	12	1:37.765	-1.327
9	1:38.336	+0.240	15	1:36.026	-0.349	(310) George Kondor			5	1:39.226	+0.012	13	1:37.858	+0.093
10	1:36.297	-2.039	16	1:35.456	-0.570	0	2:30.524		6	1:38.239	-0.987	14	1:39.376	+1.518
11	1:37.336	+1.039	17	1:50.314	+14.858	1	1:34.287	-56.237	7	1:38.937	+0.698	15	1:39.651	+0.275
12	1:36.648	-0.688	18	1:38.000	-12.314	2	1:31.838	-2.449	8	1:38.065	-0.872	16	1:38.997	-0.654

Printed: 13/06/2004 03:59:48 PM

Licensed to: SCCBC

Chief of Timing & Scoring:

Date:

Signed:



www.amb-it.com  
Orbits 1.0



# Summer Sprints Weekend


## GROUP 5

### RACE

#### Race

Mission Raceway Park (2.12 Km)

13/06/2004 3:10 PM



17	1:37.501	-1.496	4	1:38.367	+1.723	12	1:42.590	+0.259	1	1:44.050	-33.593	0	2:29.088	
18	1:37.923	+0.422	5	1:39.288	+0.921	13	1:45.845	+3.255	2	1:43.175	-0.875	1	1:33.349	-55.739
<b>(94) Jeff Penick</b>			6	1:40.104	+0.816	14	1:44.173	-1.672	3	1:48.038	+4.863	2	1:33.578	+0.229
0	2:18.862		7	1:44.361	+4.257	15	1:44.260	+0.087	4	1:44.667	-3.371	<b>(171) Ron Simpson</b>		
1	1:34.518	-44.344	8	1:40.861	-3.500	16	1:42.738	-1.522	5	1:45.089	+0.422			
2	1:32.807	-1.711	9	1:41.590	+0.729	17	1:51.624	+8.886	6	1:46.649	+1.560			
3	1:38.572	+5.765	10	1:41.749	+0.159	18	1:46.162	-5.462	7	1:52.642	+5.993			
4	1:39.494	+0.922	11	1:43.196	+1.447	<b>(6) Brian Meakings</b>			8	1:48.635	-4.007			
5	1:40.804	+1.310	12	1:45.084	+1.888	0	2:14.590		9	2:04.231	+15.596			
6	1:39.740	-1.064	13	1:42.716	-2.368	1	1:34.923	-39.667	10	1:48.295	-15.936			
7	1:39.568	-0.172	14	1:41.934	-0.782	2	1:37.543	+2.620	11	1:49.305	+1.010			
8	1:39.552	-0.016	15	1:41.835	-0.099	3	1:45.237	+7.694	12	1:46.433	-2.872			
9	1:39.168	-0.384	16	1:44.903	+3.068	4	1:44.620	-0.617	13	1:48.090	+1.657			
10	1:39.695	+0.527	17	1:44.000	-0.903	5	1:45.018	+0.398	14	1:46.711	-1.379			
11	1:40.695	+1.000	18	1:46.210	+2.210	6	1:45.127	+0.109	15	1:47.680	+0.969			
12	1:38.728	-1.967	<b>(51) Mark Wilson</b>			7	1:43.504	-1.623	16	1:44.997	-2.683			
13	1:38.855	+0.127	0	2:21.760		8	1:44.516	+1.012	17	1:49.357	+4.360			
14	1:39.446	+0.591	1	1:33.998	-47.762	9	1:44.256	-0.260	<b>(27) Hal Hilton</b>					
15	1:40.591	+1.145	2	1:33.241	-0.757	10	1:58.494	+14.238	0	2:41.453				
16	1:39.484	-1.107	3	1:38.793	+5.552	11	1:46.946	-11.548	1	1:32.071	-1:09.382			
17	1:38.361	-1.123	4	1:40.705	+1.912	12	1:47.093	+0.147	2	1:27.812	-4.259			
18	1:39.277	+0.916	5	1:41.482	+0.777	13	1:44.564	-2.529	3	1:36.132	+8.320			
<b>(106) Jeffery Wicks</b>			6	1:40.972	-0.510	14	1:49.603	+5.039	4	1:38.919	+2.787			
0	2:26.405		7	1:41.278	+0.306	15	1:45.373	-4.230	5	1:38.274	-0.645			
1	1:37.268	-49.137	8	1:40.418	-0.860	16	1:46.418	+1.045	6	1:38.066	-0.208			
2	1:33.076	-4.192	9	1:39.633	-0.785	17	1:44.833	-1.585	7	1:37.589	-0.477			
3	1:39.690	+6.614	10	1:39.611	-0.022	<b>(732) Pam Vidulich</b>			8	1:50.091	+12.502			
4	1:41.568	+1.878	11	1:40.411	+0.800	0	2:13.204		9	1:40.040	-10.051			
5	1:41.283	-0.285	12	1:42.239	+1.828	1	1:37.140	-36.064	p10	2:26.913	+46.873			
6	1:40.858	-0.425	13	1:41.177	-1.062	2	1:37.953	+0.813	11	1:48.717	-38.196			
7	1:40.483	-0.375	14	1:39.502	-1.675	3	1:45.998	+8.045	p12	7:07.594	+5:18.877			
8	1:40.514	+0.031	15	1:39.590	+0.088	4	1:44.486	-1.512	13	2:01.442	-5:06.152			
9	1:39.648	-0.866	16	1:40.087	+0.497	5	1:42.838	-1.648	14	1:56.237	-5.205			
10	1:40.551	+0.903	17	2:04.649	+24.562	6	1:44.435	+1.597	<b>(17) A.L. "Skip" Jones</b>					
11	1:42.899	+2.348	18	1:42.620	-22.029	7	1:46.308	+1.873	0	2:14.628				
12	1:42.934	+0.035	<b>(87) Alan Russell</b>			8	1:44.914	-1.394	1	1:35.885	-38.743			
13	1:39.400	-3.534	0	2:17.836		9	2:04.608	+19.694	2	1:37.379	+1.494			
14	1:37.919	-1.481	1	1:35.110	-42.726	10	1:46.579	-18.029	3	1:48.210	+10.831			
15	1:40.953	+3.034	2	1:35.238	+0.128	11	1:45.343	-1.236	4	1:48.075	-0.135			
16	1:38.122	-2.831	3	1:43.658	+8.420	12	1:46.873	+1.530	5	1:53.822	+5.747			
17	1:41.363	+3.241	4	1:41.886	-1.772	13	1:45.528	-1.345	6	1:50.814	-3.008			
18	1:41.199	-0.164	5	1:40.831	-1.055	14	1:44.928	-0.600	7	1:50.679	-0.135			
<b>(155) Rick Bostrom</b>			6	1:41.054	+0.223	15	1:44.708	-0.220	8	1:50.768	+0.089			
0	2:26.870		7	1:42.329	+1.275	16	1:46.899	+2.191	9	2:06.402	+15.634			
1	1:34.319	-52.551	8	1:42.924	+0.595	17	1:44.051	-2.848	10	1:51.681	-14.721			
2	1:32.569	-1.750	9	1:43.127	+0.203	<b>(745) Johnny Catania</b>			11	1:50.547	-1.134			
3	1:36.644	+4.075	10	1:43.649	+0.522	0	2:17.643		<b>(75) Brian Horne</b>					
			11	1:42.331	-1.318									

Printed: 13/06/2004 03:59:48 PM

Licensed to: SCCBC

Chief of Timing & Scoring:

Date:

Signed:



www.amb-it.com  
Orbits 1.0




# Summer Sprints Weekend

## GROUP 6 PRACTICE Practice

Mission Raceway Park (2.12 Km)

12/06/2004 10:50 AM



**(756) David VanAmburg**

1	1:52.817	
2	1:30.646	-22.171
3	1:21.499	-9.147
4	1:18.515	-2.984
5	1:18.558	+0.043
6	1:16.877	-1.681
7	1:17.394	+0.517
8	1:17.483	+0.089
9	1:22.632	+5.149
10	1:25.470	+2.838

**(736) Ray Stec**

1	1:46.200	
2	1:28.187	-18.013
3	1:21.547	-6.640
4	1:19.071	-2.476
5	1:17.996	-1.075
6	1:17.101	-0.895
7	1:17.276	+0.175
8	1:17.677	+0.401
9	1:22.672	+4.995
10	1:26.733	+4.061

**(33) Ron Muro**

1	1:49.696	
2	1:30.411	-19.285
3	1:21.257	-9.154
4	1:19.629	-1.628
5	1:21.700	+2.071
6	1:22.456	+0.756
7	1:19.870	-2.586
8	1:20.649	+0.779
9	1:29.761	+9.112
10	1:26.750	-3.011

**(8) Lee Fjellanger**

1	1:40.692	
2	1:35.582	-5.110
3	1:27.445	-8.137
4	1:22.670	-4.775
5	1:25.798	+3.128
6	1:25.373	-0.425
7	1:23.982	-1.391

**(710) David Neveaux**

1	1:51.346	
2	1:31.626	-19.720
3	1:25.674	-5.952
4	1:24.368	-1.306

5	1:24.405	+0.037
6	1:25.966	+1.561
7	1:28.085	+2.119
8	1:27.884	-0.201
9	2:00.120	+32.236

**(714) Rob Hawton**

1	1:50.019	
2	1:31.811	-18.208
3	1:25.189	-6.622
4	1:24.857	-0.332
5	1:24.879	+0.022
6	1:24.900	+0.021
7	1:26.302	+1.402

**(750) Dennis Fromm**

1	1:43.576	
2	1:28.293	-15.283
3	1:37.347	+9.054
4	1:26.793	-10.554
5	1:32.060	+5.267
6	1:26.876	-5.184
7	1:26.203	-0.673
8	1:30.846	+4.643
9	1:34.616	+3.770

**(762) Robert Hornbeck**

1	1:44.963	
2	1:29.666	-15.297
3	1:26.615	-3.051
4	1:26.604	-0.011
5	1:27.032	+0.428
6	1:30.713	+3.681
7	1:26.349	-4.364

**(6) Scott Arthur**

1	1:38.730	
2	1:30.114	-8.616
3	1:28.763	-1.351
4	1:30.123	+1.360
5	1:27.830	-2.293
6	1:26.655	-1.175
7	1:27.870	+1.215
8	1:34.941	+7.071
9	1:32.250	-2.691

**(19) Al Ores**

1	1:43.093	
2	1:33.288	-9.805
3	1:31.683	-1.605

4	1:31.578	-0.105
5	1:28.650	-2.928
6	1:29.740	+1.090
7	1:27.317	-2.423
8	1:30.302	+2.985
9	1:30.333	+0.031

**(711) Martin Phillips**

1	1:42.075	
2	1:33.074	-9.001
3	1:31.657	-1.417
4	1:29.930	-1.727
5	1:27.490	-2.440
6	1:36.243	+8.753

**(88) Craig Curtis**

1	1:44.137	
2	1:30.780	-13.357
3	1:29.025	-1.755
4	1:27.610	-1.415
5	1:32.358	+4.748
6	1:29.490	-2.868
7	1:27.866	-1.624
8	1:32.086	+4.220
9	1:34.195	+2.109

**(732) Scott Nielsen**

1	1:44.177	
2	1:29.596	-14.581
3	1:27.644	-1.952
4	1:28.723	+1.079
5	1:29.785	+1.062
6	1:30.211	+0.426
7	1:28.870	-1.341
8	1:32.967	+4.097
9	1:33.944	+0.977

**(17) Cheryl Gilbert**

1	1:41.786	
2	1:32.681	-9.105
3	1:30.563	-2.118
4	1:31.016	+0.453
5	1:27.857	-3.159
6	1:28.641	+0.784
7	1:28.526	-0.115
8	1:31.895	+3.369

**(61) Kevin Skinner**

1	1:43.174	
2	1:35.609	-7.565

**(0) David Neveaux**

()

**(312) Earl Berg**

**(722) Norm Smith**

(75)

()

Chief of Timing & Scoring:

Date:

Signed:

# Summer Sprints Weekend

## GROUP 6 QUALIFY SAT Qualify

Mission Raceway Park (2.12 Km)

12/06/2004 3:15 PM

(736) Ray Stec

p1	11:42.122	
2	1:38.947	-10:03.175
3	1:29.318	-9.629
4	1:26.281	-3.037

(6) Scott Arthur

1	1:41.454	
p2	10:58.370	+9:16.916
3	1:50.296	-9:08.074
4	1:34.728	-15.568
5	1:37.802	+3.074
6	1:31.245	-6.557
7	1:29.260	-1.985
8	1:52.876	+23.616
9	1:34.730	-18.146

(8) Lee Fjellanger

1	1:40.590	
p2	10:57.708	+9:17.118
3	1:51.879	-9:05.829
4	1:37.049	-14.830
5	1:32.440	-4.609
6	1:31.206	-1.234
7	1:29.863	-1.343
8	1:31.608	+1.745
9	1:32.397	+0.789
10	1:32.415	+0.018

(710) David Neveaux

1	1:37.587	
p2	11:09.029	+9:31.442
3	1:47.529	-9:21.500
4	1:39.507	-8.022
5	1:35.199	-4.308
6	1:33.027	-2.172
7	1:30.858	-2.169
8	1:30.598	-0.260

(88) Craig Curtis

1	1:48.477	
p2	10:56.555	+9:08.078
3	1:53.506	-9:03.049
4	1:55.188	+1.682
5	1:32.259	-22.929
6	1:32.560	+0.301
7	1:31.682	-0.878
8	1:32.067	+0.385
9	1:34.201	+2.134

(714) Rob Hawton

1	1:34.972	
p2	11:11.542	+9:36.570
3	1:48.006	-9:23.536
4	1:38.931	-9.075
5	1:34.431	-4.500
6	1:32.419	-2.012
7	3:01.900	+1:29.481

(19) Al Ores

1	1:43.957	
p2	11:01.290	+9:17.333
3	1:48.686	-9:12.604
4	1:48.893	+0.207
5	1:36.203	-12.690
6	1:36.041	-0.162
7	1:34.229	-1.812
8	1:33.899	-0.330
9	1:33.513	-0.386
10	1:36.875	+3.362

(750) Dennis Fromm

1	1:36.753	
p2	11:02.189	+9:25.436
3	1:51.419	-9:10.770
4	1:41.658	-9.761
5	1:36.330	-5.328
6	1:34.534	-1.796
7	1:35.093	+0.559
8	1:33.603	-1.490
9	1:41.048	+7.445
10	1:44.941	+3.893

(17) Cheryl Gilbert

1	1:39.079	
p2	11:04.579	+9:25.500
3	1:46.134	-9:18.445
4	1:38.335	-7.799
5	1:37.699	-0.636
6	1:36.760	-0.939
7	1:34.805	-1.955
8	1:36.246	+1.441
9	1:35.998	-0.248

(762) Robert Hornbeck

1	1:42.981	
p2	11:03.629	+9:20.648
3	1:55.312	-9:08.317
4	1:47.495	-7.817
5	1:43.329	-4.166

6	1:38.235	-5.094
7	1:36.239	-1.996
8	1:36.200	-0.039
9	1:36.943	+0.743

(756) David VanAmburg

1	1:37.114	
---	----------	--

(711) Martin Phillips

1	1:43.584	
---	----------	--

(732) Scott Nielsen

1	1:44.400	
p2	10:58.644	+9:14.244
3	1:53.089	-9:05.555
4	1:46.600	-6.489

(61) Kevin Skinner

1	1:44.533	
p2	10:58.328	+9:13.795
3	1:51.928	-9:06.400
4	1:46.750	-5.178

(33) Ron Muro

1	1:47.332	
---	----------	--

(0) David Neveaux

--	--	--

(0)

--	--	--

(75)

--	--	--

(312) Earl Berg

--	--	--

(722) Norm Smith


--	--	--

# Summer Sprints Weekend

## GROUP 6 QUALIFY SUN Qualify

Mission Raceway Park (2.12 Km)

13/06/2004 10:50 AM



**(756) David VanAmburg**

1	1:48.215	
2	1:23.451	-24.764
3	1:20.002	-3.449
4	1:18.321	-1.681
5	1:16.427	-1.894
6	1:16.851	+0.424

**(736) Ray Stec**

1	1:48.012	
2	1:23.990	-24.022
3	1:20.003	-3.987
4	1:18.449	-1.554
5	1:19.193	+0.744
6	1:17.885	-1.308

**(33) Ron Muro**

1	1:45.976	
2	1:29.380	-16.596
3	1:26.758	-2.622
4	1:24.437	-2.321
5	1:23.926	-0.511
6	1:24.567	+0.641
7	1:22.099	-2.468
8	1:22.752	+0.653
9	1:23.360	+0.608
10	1:23.598	+0.238

**(8) Lee Fjellanger**

1	1:42.167	
2	1:25.894	-16.273
3	1:24.055	-1.839
4	1:24.467	+0.412
5	2:46.486	+1:22.019
6	1:23.089	-1:23.397
7	1:24.262	+1.173
8	1:23.227	-1.035
9	1:27.831	+4.604

**(714) Rob Hawton**

1	1:46.862	
2	1:25.963	-20.899
3	1:24.670	-1.293
4	1:23.326	-1.344
5	2:46.812	+1:23.486

**(6) Scott Arthur**

1	1:39.488	
2	1:30.593	-8.895
3	1:25.584	-5.009

4	1:27.519	+1.935
5	1:25.210	-2.309
6	1:23.619	-1.591
p7	3:35.011	+2:11.392
8	1:34.741	-2:00.270

**(750) Dennis Fromm**

1	1:45.454	
2	1:26.842	-18.612
3	1:26.055	-0.787
4	1:25.927	-0.128
5	1:24.778	-1.149
6	1:25.416	+0.638
7	1:25.573	+0.157
8	1:26.078	+0.505
9	1:26.776	+0.698
10	1:28.511	+1.735

**(710) David Neveaux**

p1	4:54.814	
2	1:27.992	-3:26.822
3	1:24.920	-3.072
p4	1:58.917	+33.997
5	1:32.107	-26.810

**(722) Norm Smith**

1	1:40.304	
2	1:28.997	-11.307
3	1:27.241	-1.756
4	1:27.217	-0.024
5	1:26.305	-0.912
6	1:29.199	+2.894
7	1:26.892	-2.307
8	1:26.035	-0.857
9	1:25.470	-0.565
10	1:27.038	+1.568

**(19) Al Ores**

1	1:41.208	
2	1:29.174	-12.034
3	1:27.283	-1.891
4	1:28.785	+1.502
5	1:28.816	+0.031
6	1:26.899	-1.917
7	1:26.974	+0.075
8	1:26.016	-0.958
9	1:25.478	-0.538
10	1:26.860	+1.382

**(762) Robert Hornbeck**

1	1:42.098	
2	1:27.791	-14.307
3	1:28.646	+0.855
4	1:26.323	-2.323
5	1:25.617	-0.706
6	1:26.298	+0.681
7	1:26.942	+0.644
8	1:27.296	+0.354
9	1:26.735	-0.561
10	1:27.292	+0.557

**(88) Craig Curtis**

1	1:51.717	
2	1:38.344	-13.373
3	1:29.947	-8.397
4	1:25.753	-4.194
5	1:26.636	+0.883
6	1:27.917	+1.281
7	1:33.097	+5.180
8	1:28.279	-4.818
9	1:32.990	+4.711

**(17) Cheryl Gilbert**

1	1:43.216	
2	1:30.300	-12.916
3	1:30.682	+0.382
4	1:27.043	-3.639
5	1:39.635	+12.592
6	1:29.483	-10.152
7	1:27.135	-2.348
8	1:29.243	+2.108
9	1:26.989	-2.254

**(732) Scott Nielsen**

1	1:41.226	
2	1:29.644	-11.582
3	1:27.513	-2.131
4	1:28.366	+0.853
5	1:28.383	+0.017
6	1:47.811	+19.428
7	1:32.522	-15.289
8	1:32.938	+0.416
9	1:50.446	+17.508

**(61) Kevin Skinner**

1	1:50.186	
2	1:39.032	-11.154
3	1:37.370	-1.662
4	1:35.241	-2.129
5	1:37.242	+2.001

6	1:36.436	-0.806
7	1:35.479	-0.957
8	1:36.488	+1.009
9	1:37.304	+0.816

**(711) Martin Phillips**

**(312) Earl Berg**

# Summer Sprints Weekend

## GROUP 6

### RACE

#### Race

Mission Raceway Park (2.12 Km)

13/06/2004 3:50 PM

<b>(33) Ron Muro</b>			3	1:34.855	+0.323	9	1:38.722	+2.360	15	1:36.296	-2.146	3	1:50.128	-0.408
0	2:56.363		4	1:35.541	+0.686	10	1:36.031	-2.691	16	1:35.718	-0.578	4	1:51.233	+1.105
1	1:35.712	-1:20.651	5	1:35.037	-0.504	11	1:35.280	-0.751	17	1:37.692	+1.974	5	1:50.489	-0.744
2	1:32.792	-2.920	6	1:35.275	+0.238	12	1:35.077	-0.203	18	1:37.304	-0.388	6	1:52.962	+2.473
3	1:30.584	-2.208	7	1:35.245	-0.030	13	1:34.299	-0.778	<b>(8) Lee Fjellanger</b>					
4	1:34.940	+4.356	8	1:35.770	+0.525	14	1:34.141	-0.158	0	2:53.603		8	1:48.860	-2.456
5	1:33.202	-1.738	9	1:34.639	-1.131	15	1:34.213	+0.072	1	1:41.723	-1:11.880	9	1:48.223	-0.637
6	1:32.440	-0.762	10	1:35.249	+0.610	16	1:37.701	+3.488	2	1:42.915	+1.192	10	1:50.818	+2.595
7	1:32.115	-0.325	11	1:35.328	+0.079	17	1:36.017	-1.684	3	1:42.867	-0.048	11	1:49.411	-1.407
8	1:30.849	-1.266	12	1:34.583	-0.745	18	1:33.974	-2.043	4	1:41.280	-1.587	12	1:49.934	+0.523
9	1:30.996	+0.147	13	1:35.364	+0.781	19	1:34.372	+0.398	5	1:48.210	+6.930	13	1:49.678	-0.256
10	1:30.391	-0.605	14	1:35.527	+0.163	<b>(71) Martin Phillips</b>						14	1:48.583	-1.095
11	1:30.413	+0.022	15	1:36.367	+0.840	0	2:35.078		6	1:40.185	-8.025	15	1:49.036	+0.453
12	1:30.353	-0.060	16	1:35.981	-0.386	1	1:48.759	-46.319	7	1:42.976	+2.791	16	1:48.713	-0.323
13	1:30.636	+0.283	17	1:35.111	-0.870	2	1:40.220	-8.539	8	1:44.884	+1.908	17	1:47.139	-1.574
14	1:29.911	-0.725	18	1:36.424	+1.313	3	1:38.755	-1.465	9	1:42.676	-2.208	<b>(72) Norm Smith</b>		
15	1:27.627	-2.284	19	1:36.802	+0.378	4	1:38.258	-0.497	10	1:40.959	-1.717	0	2:48.910	
16	1:27.389	-0.238	<b>(88) Craig Curtis</b>						11	1:39.822	-1.137	1	1:55.834	-53.076
17	1:28.095	+0.706	0	2:43.000		5	1:38.651	+0.393	12	1:39.002	-0.820	2	1:51.281	-4.553
18	1:30.007	+1.912	1	1:40.996	-1:02.004	6	1:38.119	-0.532	13	1:39.619	+0.617	3	1:52.190	+0.909
19	1:27.950	-2.057	2	1:35.638	-5.358	7	1:38.862	+0.743	14	1:40.501	+0.882	4	1:51.206	-0.984
20	1:29.252	+1.302	3	1:34.811	-0.827	8	1:36.678	-2.184	15	1:39.590	-0.911	5	1:52.256	+1.050
<b>(736) Ray Stec</b>			4	1:34.640	-0.171	9	1:37.902	+1.224	16	1:38.176	-1.414	6	1:51.596	-0.660
0	2:56.363		5	1:35.383	+0.743	10	1:39.408	+1.506	17	1:40.836	+2.660	7	1:49.654	-1.942
1	1:34.042	-1:22.321	6	1:35.639	+0.256	11	1:38.112	-1.296	18	1:37.841	-2.995	8	1:48.736	-0.918
2	1:30.905	-3.137	7	1:37.070	+1.431	12	1:39.378	+1.266	<b>(714) Rob Hawton</b>					
3	1:30.181	-0.724	8	1:36.933	-0.137	13	1:37.901	-1.477	0	2:52.026		9	1:50.344	+1.608
4	1:31.271	+1.090	9	1:37.325	+0.392	14	1:49.224	+11.323	1	1:53.507	-58.519	10	1:50.266	-0.078
5	1:31.325	+0.054	10	1:35.519	-1.806	15	1:38.634	-10.590	2	1:50.382	-3.125	11	1:48.652	-1.614
6	1:31.858	+0.533	11	1:35.181	-0.338	16	1:36.374	-2.260	3	1:49.438	-0.944	12	1:49.068	+0.416
7	1:32.322	+0.464	12	1:36.959	+1.778	17	1:36.039	-0.335	4	1:49.052	-0.386	13	1:49.917	+0.849
8	1:31.589	-0.733	13	1:35.640	-1.319	18	1:36.905	+0.866	5	1:48.949	-0.103	14	1:51.437	+1.520
9	1:30.694	-0.895	14	1:35.521	-0.119	19	1:36.884	-0.021	6	1:48.640	-0.309	15	1:47.448	-3.989
10	1:30.944	+0.250	15	1:37.521	+2.000	<b>(17) Cheryl Gilbert</b>						16	1:47.391	-0.057
11	1:29.845	-1.099	16	1:35.426	-2.095	0	2:41.238		7	1:48.908	+0.268	17	1:44.555	-2.836
12	1:31.561	+1.716	17	1:38.209	+2.783	1	1:48.811	-52.427	8	1:47.232	-1.676	<b>(762) Robert Hornbeck</b>		
13	1:30.709	-0.852	18	1:35.539	-2.670	2	2:08.018	+19.207	9	1:47.916	+0.684	0	2:43.948	
14	1:32.132	+1.423	19	1:36.303	+0.764	3	1:41.771	-26.247	10	1:45.580	-2.336	1	1:57.504	-46.444
15	1:31.060	-1.072	<b>(19) Al Ores</b>						4	1:42.099	+0.328	2	1:51.578	-5.926
16	1:29.649	-1.411	0	2:47.168		5	1:41.221	-0.878	5	1:41.221	-0.878	3	1:52.175	+0.597
17	1:30.095	+0.446	1	1:48.286	-58.882	6	1:41.214	-0.007	6	1:41.214	-0.007	4	1:53.367	+1.192
18	1:29.498	-0.597	2	1:38.158	-10.128	7	1:41.419	+0.205	7	1:41.419	+0.205	5	1:53.472	+0.105
19	1:28.019	-1.479	3	1:37.004	-1.154	8	1:39.390	-2.029	8	1:39.390	-2.029	6	1:52.362	-1.110
20	1:28.797	+0.778	4	1:36.438	-0.566	9	1:39.121	-0.269	9	1:39.121	-0.269	7	1:50.887	-1.475
<b>(6) Scott Arthur</b>			5	1:36.850	+0.412	10	1:38.010	-1.111	6	1:48.640	-0.309	8	1:50.954	+0.067
0	2:52.157		6	1:36.178	-0.672	11	1:36.839	-1.171	7	1:48.908	+0.268	9	1:49.084	-1.870
1	1:41.700	-1:10.457	7	1:34.962	-1.216	12	1:37.077	+0.238	8	1:47.232	-1.676	10	1:49.311	+0.227
2	1:34.532	-7.168	8	1:36.362	+1.400	13	1:37.975	+0.898	9	1:47.916	+0.684	11	1:48.903	-0.408
									14	1:38.442	+0.467	10	2:49.903	
									<b>(750) Dennis Fromm</b>					
									0	2:49.903		1	1:55.533	-54.370
									1	1:55.533	-54.370	2	1:50.536	-4.997
									2	1:50.536	-4.997	12	1:47.888	-1.015

Printed: 13/06/2004 04:40:20 PM

Licensed to: SCCBC

Chief of Timing & Scoring:

Date:

Signed:



www.amb-it.com  
Orbits 1.0



# Summer Sprints Weekend

## GROUP 6

## Mission Raceway Park (2.12 Km)

### RACE

### Race

13/06/2004 3:50 PM

13	1:48.417	+0.529
14	1:49.033	+0.616
15	1:47.511	-1.522
16	1:46.575	-0.936
17	1:47.471	+0.896

#### (61) Kevin Skinner

0	2:36.333	
1	1:58.900	-37.433
2	1:58.850	-0.050
3	2:00.115	+1.265
4	1:59.954	-0.161
5	1:58.815	-1.139
6	1:58.640	-0.175
7	2:01.924	+3.284
8	1:58.382	-3.542
9	1:56.437	-1.945
10	1:56.206	-0.231
11	1:55.726	-0.480
12	1:56.555	+0.829
13	1:55.706	-0.849
14	1:56.138	+0.432
15	1:54.284	-1.854
16	1:54.218	-0.066

#### (710) David Neveaux

0	2:50.491	
1	1:46.612	-1:03.879
2	1:48.957	+2.345
3	1:47.356	-1.601
4	1:47.938	+0.582
5	1:47.282	-0.656
6	1:47.573	+0.291
7	1:47.956	+0.383
8	1:45.855	-2.101
9	1:46.471	+0.616
10	1:47.445	+0.974
11	1:47.901	+0.456
12	1:48.691	+0.790
13	1:48.913	+0.222

#### (732) Scott Nielsen

0	2:39.803	
1	2:03.973	-35.830
2	2:03.631	-0.342

#### (756) David VanAmburg

Printed: 13/06/2004 04:40:20 PM

Licensed to: SCCBC

Chief of Timing & Scoring:

Date:


Signed:

# Summer Sprints Weekend

## GROUP 7 PRACTICE PM Practice

Mission Raceway Park (2.12 Km)

12/06/2004 12:40 PM



(799) Douglas Bayley  
1 1:42.364  
2 1:26.442 -15.922  
3 1:23.673 -2.769

(388) Robin Strachan  
1 1:36.236  
2 1:26.606 -9.630  
3 1:28.300 +1.694

(757) Dave Doan  
p1 3:17.304  
2 1:35.181 -1:42.123  
3 1:30.033 -5.148  
4 1:29.938 -0.095

(728) Kim Fabbro  
1 1:40.867  
2 1:32.154 -8.713  
3 1:31.881 -0.273

(717) Nick Monaco  
1 1:41.499  
p2 3:00.170 +1:18.671  
3 1:37.437 -1:22.733  
4 1:33.670 -3.767  
5 1:33.412 -0.258

(732) Pam Vidulich  
p1 3:10.567  
2 1:42.174 -1:28.393  
3 1:37.326 -4.848  
4 1:37.233 -0.093

(726) Houtan Bani-Sadr

(756) Dave Whieldon

(383) Ryan Marshall

(722) Crystal Dalman

(790) Kevin Gray

Chief of Timing & Scoring:

Date:

Signed:

# Summer Sprints Weekend

## GROUP 7 PRACTICE AM Practice

Mission Raceway Park (2.12 Km)

12/06/2004 11:15 AM

**(799) Douglas Bayley**

p1	4:38.049	
p2	4:07.980	-30.069
3	1:30.658	-2:37.322
4	1:26.015	-4.643
5	1:30.672	+4.657

**(728) Kim Fabbro**

1	1:49.450	
2	1:34.596	-14.854
3	1:31.635	-2.961
4	1:34.481	+2.846
5	1:53.364	+18.883
6	1:37.586	-15.778
7	1:33.062	-4.524
8	1:41.312	+8.250

**(388) Robin Strachan**

p1	4:36.065	
2	1:45.755	-2:50.310
3	1:31.752	-14.003
4	1:29.086	-2.666
5	1:29.481	+0.395
6	1:26.409	-3.072
7	1:26.027	-0.382
8	1:28.232	+2.205
9	1:26.070	-2.162
10	1:26.499	+0.429

**(790) Kevin Gray**

p1	4:39.875	
2	1:44.984	-2:54.891
3	1:35.476	-9.508
4	1:35.979	+0.503
5	1:41.255	+5.276
6	1:31.775	-9.480
7	1:34.199	+2.424
8	1:33.987	-0.212
9	1:32.246	-1.741

**(383) Ryan Marshall**

p1	4:32.570	
2	1:50.251	-2:42.319
p3	2:25.616	+35.365
4	1:36.063	-49.553
5	1:33.100	-2.963
6	1:30.477	-2.623
7	1:30.975	+0.498
8	1:29.086	-1.889

**(717) Nick Monaco**

p1	4:41.103	
2	1:43.605	-2:57.498
3	1:37.043	-6.562
4	1:36.239	-0.804
5	1:37.206	+0.967
6	1:35.659	-1.547
7	1:33.845	-1.814
8	1:34.151	+0.306
9	1:32.661	-1.490

**(726) Houtan Bani-Sadr**

p1	4:39.439	
2	1:41.579	-2:57.860
3	1:35.930	-5.649
4	1:31.688	-4.242
5	1:32.880	+1.192
6	1:29.543	-3.337
7	1:29.120	-0.423

**(732) Pam Vidulich**

p1	4:38.861	
2	1:49.037	-2:49.824
3	1:40.996	-8.041
4	1:40.612	-0.384
5	1:40.485	-0.127
6	1:39.464	-1.021
7	1:39.139	-0.325
8	1:38.520	-0.619
9	1:37.955	-0.565

**(757) Dave Doan**

p1	4:30.344	
2	1:52.000	-2:38.344
3	1:31.181	-20.819
4	1:31.373	+0.192
5	1:30.851	-0.522
6	1:30.038	-0.813
7	1:31.064	+1.026
8	1:29.947	-1.117
9	1:29.998	+0.051
10	1:32.752	+2.754

**(756) Dave Whieldon**

1	2:08.013	
p2	2:39.269	+31.256
3	6:47.017	+4:07.748

**(722) Crystal Dalman**

# Summer Sprints Weekend


## GROUP 7

### RACE

#### Race

Mission Raceway Park (2.12 Km)

12/06/2004 4:15 PM



**(799) Douglas Bayley**

0	2:33.000	
1	2:17.090	-15.910
2	1:52.944	-24.146
3	1:42.443	-10.501
4	1:41.886	-0.557
5	1:48.948	+7.062
6	1:43.731	-5.217
7	1:40.951	-2.780
8	1:39.151	-1.800
9	1:37.817	-1.334
10	1:36.125	-1.692
11	1:37.748	+1.623
12	1:39.301	+1.553
13	1:38.690	-0.611
14	1:38.106	-0.584
15	1:40.353	+2.247
16	1:38.332	-2.021
17	1:38.548	+0.216

**(383) Ryan Marshall**

0	2:37.677	
1	2:19.331	-18.346
2	1:47.635	-31.696
3	1:42.837	-4.798
4	1:42.212	-0.625
5	1:43.028	+0.816
6	1:42.548	-0.480
7	1:41.496	-1.052
8	1:41.534	+0.038
9	1:40.571	-0.963
10	1:41.417	+0.846
11	1:41.864	+0.447
12	1:40.325	-1.539
13	1:39.680	-0.645
14	1:40.784	+1.104
15	1:42.324	+1.540
16	1:40.986	-1.338
17	1:40.093	-0.893

**(728) Kim Fabbro**

0	2:39.248	
1	2:21.079	-18.169
2	1:50.872	-30.207
3	1:44.417	-6.455
4	1:43.873	-0.544
5	1:49.011	+5.138
6	1:43.523	-5.488
7	1:44.562	+1.039
8	1:44.151	-0.411

9	1:41.260	-2.891
10	1:41.110	-0.150
11	1:42.195	+1.085
12	1:38.721	-3.474
13	1:38.329	-0.392
14	1:38.536	+0.207
15	1:41.605	+3.069
16	1:39.981	-1.624
17	1:39.553	-0.428

**(757) Dave Doan**

0	2:39.501	
1	2:22.591	-16.910
2	1:45.321	-37.270
3	1:54.538	+9.217
4	1:42.942	-11.596
5	1:45.083	+2.141
6	1:43.207	-1.876
7	1:42.727	-0.480
8	1:43.142	+0.415
9	1:42.620	-0.522
10	1:42.855	+0.235
11	1:42.315	-0.540
12	1:42.284	-0.031
13	1:42.068	-0.216
14	1:42.378	+0.310
15	1:41.758	-0.620
16	1:41.692	-0.066
17	1:42.059	+0.367

**(717) Nick Monaco**

0	2:36.648	
1	2:16.696	-19.952
2	1:51.230	-25.466
3	1:44.076	-7.154
4	1:44.507	+0.431
5	1:48.918	+4.411
6	1:44.102	-4.816
7	1:43.605	-0.497
8	1:43.170	-0.435
9	1:41.749	-1.421
10	1:40.973	-0.776
11	1:42.509	+1.536
12	1:40.492	-2.017
13	1:42.093	+1.601
14	1:42.215	+0.122
15	1:41.725	-0.490
16	1:41.723	-0.002
17	1:42.053	+0.330

**(726) Houtan Bani-Sadr**

0	2:39.199	
1	2:20.062	-19.137
2	1:43.219	-36.843
3	1:42.055	-1.164
4	1:40.552	-1.503
5	1:58.904	+18.352
6	1:39.808	-19.096
7	1:41.778	+1.970
8	2:04.359	+22.581
9	1:42.211	-22.148
10	1:41.106	-1.105
11	1:41.378	+0.272
12	1:41.241	-0.137
13	1:43.349	+2.108
14	1:43.326	-0.023
15	1:42.906	-0.420
16	1:42.143	-0.763
17	1:42.384	+0.241

**(756) Dave Whieldon**

0	2:36.618	
1	2:20.156	-16.462
2	1:55.754	-24.402
3	1:54.269	-1.485
4	1:48.565	-5.704
5	1:48.373	-0.192
6	1:42.481	-5.892
7	1:49.870	+7.389
8	1:47.721	-2.149
9	1:41.791	-5.930
10	1:45.814	+4.023
11	1:42.336	-3.478
12	1:44.805	+2.469
13	1:41.811	-2.994
14	1:43.300	+1.489
15	1:42.383	-0.917
16	1:41.253	-1.130
17	1:55.094	+13.841

**(732) Pam Vidulich**

0	2:34.411	
1	2:16.705	-17.706
2	1:57.317	-19.388
3	1:49.957	-7.360
4	1:49.452	-0.505
5	1:48.661	-0.791
6	1:49.093	+0.432
7	1:49.850	+0.757
8	1:47.934	-1.916

9	1:48.249	+0.315
10	1:49.655	+1.406
11	1:49.138	-0.517
12	1:48.517	-0.621
13	1:49.953	+1.436
14	1:50.119	+0.166
15	1:49.838	-0.281
16	1:49.733	-0.105

**(388) Robin Strachan**

0	2:41.391	
1	2:22.676	-18.715
2	1:46.810	-35.866
3	1:41.927	-4.883
4	1:48.895	+6.968
5	1:43.118	-5.777
6	1:42.356	-0.762
p7	10:31.884	+8:49.528
8	1:52.721	-8:39.163
9	1:43.753	-8.968
10	1:43.617	-0.136
11	1:44.242	+0.625
12	1:47.230	+2.988

**(722) Crystal Dalman**


**(790) Kevin Gray**

# Summer Sprints Weekend

**GROUP 8**  
**PRACTICE PM**  
**Practice**

Mission Raceway Park (2.12 Km)

12/06/2004 1:00 PM



**(328) Kyle Oberndorf**

1	1:42.558	
2	1:55.990	+13.432
3	1:24.838	-31.152
4	1:20.100	-4.738
5	1:19.823	-0.277
6	1:19.898	+0.075
7	1:32.403	+12.505
8	1:20.301	-12.102

**(731) Pam Vidulich**

1	1:53.215	
2	1:55.441	+2.226
3	1:25.389	-30.052
4	1:38.359	+12.970
5	1:32.411	-5.948
6	1:32.624	+0.213
7	1:33.085	+0.461

**(312) Earl Berg**

Printed: 12/06/2004 01:19:03 PM

Licensed to: SCCBC

Chief of Timing & Scoring:

Date:

Signed:



www.amb-it.com  
Orbits 1.0




# Summer Sprints Weekend

**GROUP 8**  
**PRACTICE AM**  
**Practice**

Mission Raceway Park (2.12 Km)

12/06/2004 11:35 AM



(328) Kyle Oberndorf

1	3:01.828	
2	1:20.574	-1:41.254
3	1:21.138	+0.564
4	1:22.365	+1.227
5	1:20.541	-1.824
6	1:19.610	-0.931
7	1:18.670	-0.940
8	1:21.437	+2.767
9	1:18.657	-2.780

(731) Pam Vidulich

1	1:35.368	
2	1:37.229	+1.861
3	1:36.401	-0.828
4	1:39.972	+3.571

(312) Earl Berg

Chief of Timing & Scoring:

Date:

Signed:

# Summer Sprints Weekend


**GROUP 8**

**Mission Raceway Park (2.12 Km)**

**RACE**

**Race**

**12/06/2004 4:55 PM**



(731) Pam Vidulich		
0	1:58.755	
1	2:15.966	+17.211
2	2:18.787	+2.821
3	2:01.958	-16.829
4	1:57.530	-4.428
5	1:58.589	+1.059

(312) Earl Berg

(328) Kyle Oberndorf

Chief of Timing & Scoring:

Date:

Signed:

# Summer Sprints Weekend

## GROUP 9 PRACTICE Practice

Mission Raceway Park (2.12 Km)

12/06/2004 3:40 PM

### (23) R. Milne .

1	1:44.601	
2	1:33.907	-10.694
3	1:30.240	-3.667
4	1:31.347	+1.107
5	1:30.573	-0.774
6	1:30.754	+0.181
7	1:30.792	+0.038
8	1:31.395	+0.603
9	1:31.367	-0.028
10	1:30.936	-0.431
11	1:30.750	-0.186
12	1:30.626	-0.124
13	1:32.327	+1.701

### (72) D. Stenner .

1	1:45.867	
2	1:33.119	-12.748
3	1:30.930	-2.189
4	1:42.718	+11.788
5	1:36.786	-5.932
6	1:31.248	-5.538
7	1:39.697	+8.449
8	1:31.643	-8.054
9	1:31.858	+0.215
10	1:33.720	+1.862
11	1:33.115	-0.605
12	1:36.508	+3.393

### (9) C. Hahlen .

1	1:48.622	
2	1:33.345	-15.277
3	1:32.138	-1.207
4	1:31.805	-0.333
5	1:30.987	-0.818
6	1:31.786	+0.799
7	1:33.147	+1.361

### (45) D. Simpson .

1	1:48.603	
2	1:39.330	-9.273
3	1:32.831	-6.499
4	1:33.178	+0.347
5	1:33.257	+0.079
6	1:32.289	-0.968

### (29) P. Skinner .

1	1:39.424	
2	1:35.740	-3.684
3	1:36.385	+0.645

p4	1:44.989	+8.604
5	1:37.086	-7.903
6	1:33.066	-4.020
7	1:33.044	-0.022
8	1:32.526	-0.518
9	1:32.477	-0.049
p10	1:45.377	+12.900
11	1:36.580	-8.797
12	1:33.199	-3.381

### (36) M. Kaerne .

1	2:00.134	
2	1:39.167	-20.967
3	1:34.838	-4.329
4	1:34.871	+0.033
5	1:36.413	+1.542
6	1:36.361	-0.052
7	1:35.721	-0.640
8	1:34.118	-1.603
9	1:33.282	-0.836
10	1:36.506	+3.224
11	1:37.889	+1.383

### (97) O. Walstrom .

1	1:48.059	
2	1:36.597	-11.462
3	1:33.971	-2.626
4	1:34.388	+0.417
5	1:35.640	+1.252
6	1:35.091	-0.549
7	1:36.085	+0.994

### (34) L. Quinn T. Baldassarre

1	1:49.114	
2	1:38.093	-11.021
3	1:36.389	-1.704
4	1:37.108	+0.719
5	1:35.465	-1.643
6	1:35.048	-0.417
7	1:37.092	+2.044
8	1:37.544	+0.452
9	1:36.890	-0.654
10	1:36.368	-0.522
11	1:36.333	-0.035

### (17) R. Simpson .

1	1:49.339	
p2	2:38.392	+49.053
3	1:41.118	-57.274
4	1:36.188	-4.930

5	1:35.578	-0.610
6	1:36.645	+1.067
7	1:37.038	+0.393

### (74) P. Weedon .

1	1:51.731	
2	1:40.276	-11.455
3	1:37.793	-2.483
4	1:37.970	+0.177

### (91) M. Karl L. Costantino

1	2:01.232	
2	1:46.617	-14.615
3	1:42.126	-4.491
4	1:42.373	+0.247
5	1:38.878	-3.495

### (46) R. Isley .

1	1:48.357	
2	1:47.164	-1.193
3	1:50.815	+3.651

### (31) P. Hayes D. Bruce-Thomas

### (188) G. Carter .


### (312) E. Berg .

# Summer Sprints Weekend

## GROUP 9 QUALIFY Qualify

Mission Raceway Park (2.12 Km)

13/06/2004 11:15 AM



(23) R. Milne .

1	1:39.078	
2	1:31.850	-7.228
3	1:32.157	+0.307
4	1:31.783	-0.374
5	1:32.149	+0.366
6	1:31.303	-0.846
7	1:31.574	+0.271
8	1:31.265	-0.309
9	1:34.923	+3.658

4 1:35.442 +0.155

5 1:34.923 -0.519

6 1:34.731 -0.192

(9) C. Hahlen .

1	1:43.762	
2	1:34.890	-8.872
3	1:35.041	+0.151
p4	2:36.187	+1:01.146
5	1:37.510	-58.677
6	3:06.435	+1:28.925

(74) P. Weedon .

1	1:51.105	
2	1:42.799	-8.306
3	1:42.415	-0.384
4	1:41.795	-0.620
5	1:40.850	-0.945
6	1:39.846	-1.004
7	1:40.971	+1.125
8	1:41.037	+0.066
9	1:40.856	-0.181

(188) G. Carter .

1	1:41.720	
2	1:35.549	-6.171
3	1:34.309	-1.240
4	1:33.245	-1.064
5	1:32.756	-0.489
6	1:32.418	-0.338
7	1:31.545	-0.873

(91) M. Karl L. Costantino

1	2:09.689	
2	1:51.277	-18.412
3	1:44.110	-7.167
4	1:39.943	-4.167
5	1:41.159	+1.216
6	1:35.712	-5.447
7	1:34.990	-0.722

(31) P. Hayes D. Bruce-Thomas

(46) R. Isley .

(97) O. Walstrom .

(312) E. Berg .

(36) M. Kaerne .

1	1:48.172	
2	1:32.625	-15.547
3	1:35.108	+2.483
4	1:33.610	-1.498
5	1:33.324	-0.286
6	1:35.509	+2.185

(34) L. Quinn T. Baldassarre

1	1:41.420	
2	1:36.491	-4.929
3	1:35.936	-0.555
4	1:47.523	+11.587
5	1:35.487	-12.036
6	1:35.060	-0.427
7	1:35.094	+0.034
8	1:36.284	+1.190
9	1:35.509	-0.775

(72) D. Stenner .

1	1:41.674	
2	1:37.992	-3.682
3	1:54.577	+16.585
4	1:36.640	-17.937
5	1:49.992	+13.352
6	1:34.658	-15.334
7	1:36.731	+2.073
8	1:33.895	-2.836

(71) Al Fuller

1	1:46.319	
2	1:39.482	-6.837
3	1:39.133	-0.349
4	3:12.672	+1:33.539
5	1:37.282	-1:35.390

(45) D. Simpson .

1	1:45.960	
2	1:38.877	-7.083
3	1:38.230	-0.647
4	1:35.619	-2.611
5	1:34.270	-1.349
6	1:43.996	+9.726

(17) R. Simpson .

1	1:45.984	
2	1:38.525	-7.459
3	1:39.464	+0.939
4	1:40.516	+1.052
5	2:00.053	+19.537

(29) P. Skinner .

1	1:40.400	
2	1:35.037	-5.363
3	1:35.287	+0.250

(43) S. Brodie

1	1:39.241	
2	1:42.838	+3.597

# Summer Sprints Weekend

## GROUP 9

### RACE

#### Race

Mission Raceway Park (2.12 Km)

13/06/2004 4:30 PM

<b>(36) M.Kaerne .</b>			4	1:24.917	-1.070	9	1:25.615	-0.593	15	1:26.703	-0.138	21	1:28.761	+2.444
0	2:52.954		5	1:24.595	-0.322	10	1:25.829	+0.214	16	1:26.286	-0.417	22	1:25.360	-3.401
1	1:33.188	-1:19.766	6	1:23.940	-0.655	11	1:25.862	+0.033	17	1:25.871	-0.415	23	1:25.487	+0.127
2	1:26.522	-6.666	7	1:23.678	-0.262	12	1:25.739	-0.123	18	1:26.209	+0.338	24	1:25.601	+0.114
3	1:26.180	-0.342	8	1:23.435	-0.243	13	1:26.105	+0.366	19	1:25.914	-0.295	25	1:26.328	+0.727
4	1:25.559	-0.621	9	1:21.990	-1.445	14	1:26.394	+0.289	p20	2:43.634	+1:17.720	26	1:25.555	-0.773
5	1:24.296	-1.263	10	1:22.770	+0.780	15	1:25.303	-1.091	21	1:31.203	-1:12.431	27	1:25.054	-0.501
6	1:25.214	+0.918	11	1:24.656	+1.886	16	1:25.318	+0.015	22	1:25.367	-5.836	28	1:25.772	+0.718
7	1:24.677	-0.537	12	1:23.721	-0.935	17	1:25.079	-0.239	23	1:25.292	-0.075	29	1:25.513	-0.259
8	1:25.139	+0.462	13	1:25.391	+1.670	p18	2:43.588	+1:18.509	24	1:25.091	-0.201	30	1:25.325	-0.188
9	1:25.134	-0.005	p14	2:44.153	+1:18.762	19	1:28.843	-1:14.745	25	1:25.685	+0.594	31	1:25.392	+0.067
10	1:24.322	-0.812	15	1:26.449	-1:17.704	20	1:25.336	-3.507	26	1:25.471	-0.214	32	1:25.451	+0.059
11	1:25.365	+1.043	16	1:23.556	-2.893	21	1:24.894	-0.442	27	1:25.328	-0.143	33	1:25.675	+0.224
12	1:23.242	-2.123	17	1:24.360	+0.804	22	1:25.068	+0.174	28	1:26.929	+1.601	34	1:24.882	-0.793
13	1:24.525	+1.283	18	1:24.094	-0.266	23	1:24.632	-0.436	29	1:25.189	-1.740	35	1:24.957	+0.075
14	1:23.695	-0.830	19	1:24.503	+0.409	24	1:24.312	-0.320	30	1:25.154	-0.035	36	1:25.647	+0.690
15	1:23.732	+0.037	20	1:25.443	+0.940	25	1:24.951	+0.639	31	1:25.021	-0.133	37	1:25.233	-0.414
16	1:23.177	-0.555	21	1:25.583	+0.140	26	1:25.008	+0.057	32	1:25.626	+0.605	38	1:24.941	-0.292
17	1:22.211	-0.966	22	1:23.473	-2.110	27	1:25.284	+0.276	33	1:25.175	-0.451	39	1:25.083	+0.142
18	1:22.784	+0.573	23	1:23.596	+0.123	28	1:24.788	-0.496	34	1:25.174	-0.001	40	1:24.680	-0.403
19	1:22.151	-0.633	24	1:22.966	-0.630	29	1:24.508	-0.280	35	1:25.264	+0.090	41	1:25.037	+0.357
20	1:21.314	-0.837	25	1:24.201	+1.235	30	1:25.640	+1.132	36	1:25.125	-0.139			
p21	2:35.557	+1:14.243	26	1:23.313	-0.888	31	1:24.518	-1.122	37	1:25.325	+0.200	<b>(711) Al Fuller</b>		
22	1:26.232	-1:09.325	27	1:23.359	+0.046	32	1:24.744	+0.226	38	1:25.493	+0.168	0	2:47.011	
23	1:21.260	-4.972	28	1:24.864	+1.505	33	1:24.441	-0.303	39	1:25.075	-0.418	1	1:37.979	-1:09.032
24	1:21.254	-0.006	29	1:23.961	-0.903	34	1:24.881	+0.440	40	1:25.224	+0.149	2	1:31.518	-6.461
25	1:21.343	+0.089	30	1:25.420	+1.459	35	1:24.547	-0.334	41	1:25.497	+0.273	3	1:30.440	-1.078
26	1:20.697	-0.646	31	1:26.924	+1.504	36	1:25.238	+0.691				4	1:29.766	-0.674
27	1:21.860	+1.163	32	1:24.449	-2.475	37	1:25.160	-0.078	<b>(23) R. Milne .</b>			5	1:29.515	-0.251
28	1:22.100	+0.240	33	1:23.756	-0.693	38	1:25.108	-0.052	0	2:57.667		6	1:28.835	-0.680
29	1:22.844	+0.744	34	1:24.283	+0.527	39	1:24.867	-0.241	1	1:35.880	-1:21.787	7	1:28.162	-0.673
30	1:20.493	-2.351	35	1:25.245	+0.962	40	1:25.637	+0.770	2	1:31.781	-4.099	8	1:27.676	-0.486
31	1:21.194	+0.701	36	1:23.173	-2.072	41	1:26.275	+0.638	3	1:29.279	-2.502	9	1:28.390	+0.714
32	1:21.149	-0.045	37	1:23.802	+0.629				4	1:28.017	-1.262	10	1:26.852	-1.538
33	1:21.312	+0.163	38	1:23.277	-0.525	<b>(72) D.Stenner .</b>			5	1:27.647	-0.370	11	1:26.202	-0.650
34	1:22.122	+0.810	39	1:23.898	+0.621	0	2:52.515		6	1:27.604	-0.043	12	1:25.697	-0.505
35	1:21.639	-0.483	40	1:25.900	+2.002	1	1:35.173	-1:17.342	7	1:26.522	-1.082	13	1:25.419	-0.278
36	1:21.255	-0.384	41	1:23.912	-1.988	2	1:28.377	-6.796	8	1:26.677	+0.155	14	1:26.070	+0.651
37	1:22.328	+1.073	42	1:23.994	+0.082	3	1:27.684	-0.693	9	1:26.616	-0.061	15	1:25.865	-0.205
38	1:20.786	-1.542				4	1:27.711	+0.027	10	1:27.154	+0.538	16	1:25.620	-0.245
39	1:21.655	+0.869	<b>(9) C. Hahlen .</b>			5	1:28.900	+1.189	11	1:27.560	+0.406	17	1:26.646	+1.026
40	1:21.807	+0.152	0	2:50.349		6	1:27.752	-1.148	p12	2:41.549	+1:13.989	18	1:26.292	-0.354
41	1:21.265	-0.542	1	1:34.889	-1:15.460	7	1:27.277	-0.475	13	1:32.891	-1:08.658	19	1:25.105	-1.187
42	1:20.285	-0.980	2	1:30.654	-4.235	8	1:26.966	-0.311	14	1:25.303	-7.588	20	1:24.814	-0.291
			3	1:29.486	-1.168	9	1:27.773	+0.807	15	1:25.335	+0.032	21	1:25.154	+0.340
<b>(188) G.Carter .</b>			4	1:27.719	-1.767	10	1:26.968	-0.805	16	1:26.007	+0.672	22	1:25.317	+0.163
0	2:56.494		5	1:27.726	+0.007	11	1:26.542	-0.426	17	1:25.732	-0.275	p23	2:44.838	+1:19.521
1	1:32.405	-1:24.089	6	1:26.617	-1.109	12	1:26.917	+0.375	18	1:25.883	+0.151	24	1:28.830	-1:16.008
2	1:26.424	-5.981	7	1:26.210	-0.407	13	1:26.681	-0.236	19	1:26.488	+0.605	25	1:25.090	-3.740
3	1:25.987	-0.437	8	1:26.208	-0.002	14	1:26.841	+0.160	20	1:26.317	-0.171	26	1:24.920	-0.170

Printed: 13/06/2004 05:58:30 PM

Licensed to: SCCBC

Chief of Timing & Scoring:

Date:

Signed:



www.amb-it.com  
Orbits 1.0



# Summer Sprints Weekend

## GROUP 9

### RACE

#### Race

Mission Raceway Park (2.12 Km)

13/06/2004 4:30 PM

27	1:24.736	-0.184	33	1:25.299	+0.065	40	1:30.979	+4.115	4	1:28.912	-1.193	12	1:35.554	+1.131
28	1:25.199	+0.463	34	1:25.195	-0.104				5	1:29.368	+0.456	13	1:36.120	+0.566
29	1:25.351	+0.152	35	1:25.358	+0.163	(97) O.Walstrom .			6	1:29.273	-0.095	14	1:36.234	+0.114
30	1:24.793	-0.558	36	1:25.505	+0.147	0	2:40.867		7	1:28.820	-0.453	15	1:35.698	-0.536
31	1:25.197	+0.404	37	1:25.760	+0.255	1	1:40.645	-1:00.222	8	1:29.159	+0.339	16	1:36.131	+0.433
32	1:25.359	+0.162	38	1:26.084	+0.324	2	1:33.313	-7.332	9	1:29.361	+0.202	17	1:35.567	-0.564
33	1:24.964	-0.395	39	1:24.939	-1.145	3	1:31.383	-1.930	10	1:29.553	+0.192	18	1:35.866	+0.299
34	1:25.624	+0.660	40	1:25.514	+0.575	4	1:30.787	-0.596	11	1:28.577	-0.976	p19	3:22.586	+1:46.720
35	1:25.350	-0.274				5	1:30.511	-0.276	12	1:28.518	-0.059	20	1:33.781	-1:48.805
36	1:26.091	+0.741	(45) D.Simpson .			6	1:28.858	-1.653	13	1:28.402	-0.116	21	1:28.019	-5.762
37	1:24.625	-1.466	0	2:51.768		7	1:28.164	-0.694	14	1:27.948	-0.454	22	1:27.720	-0.299
38	1:28.284	+3.659	1	1:38.814	-1:12.954	8	1:27.231	-0.933	15	1:27.628	-0.320	23	1:26.870	-0.850
39	1:26.704	-1.580	2	1:31.112	-7.702	9	1:26.777	-0.454	16	1:28.461	+0.833	24	1:26.567	-0.303
40	1:25.204	-1.500	3	1:30.148	-0.964	10	1:27.646	+0.869	17	1:28.429	-0.032	25	1:26.883	+0.316
41	1:25.857	+0.653	4	1:29.378	-0.770	11	1:27.074	-0.572	18	1:28.149	-0.280	26	1:26.991	+0.108
			5	1:30.125	+0.747	12	1:28.125	+1.051	19	1:28.068	-0.081	27	1:27.483	+0.492
(29) P.Skinner .			6	1:28.655	-1.470	13	1:27.108	-1.017	20	1:27.888	-0.180	28	1:27.257	-0.226
0	2:51.258		7	1:28.529	-0.126	14	1:27.205	+0.097	21	1:30.759	+2.871	29	1:27.733	+0.476
1	1:35.670	-1:15.588	8	1:27.790	-0.739	15	1:27.425	+0.220	22	1:27.168	-3.591	30	1:28.324	+0.591
2	1:31.245	-4.425	9	1:27.114	-0.676	16	1:28.260	+0.835	23	1:27.473	+0.305	31	1:27.375	-0.949
3	1:30.014	-1.231	10	1:28.447	+1.333	17	1:30.989	+2.729	24	1:27.702	+0.229	32	1:26.925	-0.450
4	1:29.651	-0.363	11	1:28.207	-0.240	18	1:26.379	-4.610	p25	2:55.988	+1:28.286	33	1:28.184	+1.259
5	1:37.692	+8.041	12	1:25.938	-2.269	19	1:27.197	+0.818	26	1:34.547	-1:21.441	34	1:26.868	-1.316
6	1:28.546	-9.146	13	1:26.594	+0.656	20	1:27.831	+0.634	27	1:30.713	-3.834	35	1:26.597	-0.271
7	1:27.713	-0.833	14	1:26.879	+0.285	21	1:29.682	+1.851	28	1:31.358	+0.645	36	1:27.180	+0.583
8	1:27.258	-0.455	15	1:25.901	-0.978	22	1:25.135	-4.547	29	1:30.065	-1.293	37	1:26.898	-0.282
9	1:26.514	-0.744	16	1:27.161	+1.260	23	1:25.583	+0.448	30	1:29.070	-0.995	38	1:27.726	+0.828
10	1:27.091	+0.577	17	1:26.415	-0.746	p24	2:42.151	+1:16.568	31	1:31.203	+2.133			
11	1:27.612	+0.521	18	1:27.277	+0.862	25	1:28.228	-1:13.923	32	1:29.418	-1.785	(17) R.Simpson .		
12	1:26.508	-1.104	19	1:26.801	-0.476	p26	2:00.774	+32.546	33	1:28.674	-0.744	0	2:46.594	
13	1:27.282	+0.774	20	1:27.604	+0.803	27	1:30.888	-29.886	34	1:28.900	+0.226	1	1:44.285	-1:02.309
14	1:26.198	-1.084	21	1:27.615	+0.011	28	1:25.966	-4.922	35	1:28.603	-0.297	2	1:37.912	-6.373
15	1:25.346	-0.852	22	1:27.281	-0.334	29	1:25.591	-0.375	36	1:29.326	+0.723	3	1:33.630	-4.282
16	1:26.156	+0.810	23	1:27.227	-0.054	30	1:26.337	+0.746	37	1:29.324	-0.002	4	1:34.064	+0.434
17	1:25.310	-0.846	24	1:25.925	-1.302	31	1:25.696	-0.641	38	1:29.856	+0.532	5	1:33.473	-0.591
18	1:29.294	+3.984	p25	2:43.186	+1:17.261	32	1:25.954	+0.258	39	1:29.461	-0.395	6	1:32.610	-0.863
19	1:26.329	-2.965	26	1:30.520	-1:12.666	33	1:26.145	+0.191				7	1:34.049	+1.439
20	1:27.298	+0.969	27	1:28.023	-2.497	34	1:26.295	+0.150	(31) P.Hayes D.Bruce-Thomas			8	1:33.377	-0.672
21	1:27.465	+0.167	28	1:26.245	-1.778	35	1:25.712	-0.583	0	2:41.556		9	1:33.746	+0.369
22	1:28.087	+0.622	29	1:26.332	+0.087	36	1:26.170	+0.458	1	1:43.055	-58.501	10	1:32.790	-0.956
23	1:27.351	-0.736	30	1:25.935	-0.397	37	1:27.654	+1.484	2	1:43.002	-0.053	11	1:32.566	-0.224
24	1:25.975	-1.376	31	1:25.503	-0.432	38	1:27.594	-0.060	3	1:37.476	-5.526	12	1:31.700	-0.866
25	1:25.504	-0.471	32	1:26.657	+1.154	39	1:25.829	-1.765	4	1:37.701	+0.225	13	1:34.212	+2.512
26	1:25.187	-0.317	33	1:27.627	+0.970	40	1:27.189	+1.360	5	1:36.200	-1.501	14	1:32.444	-1.768
p27	2:39.719	+1:14.532	34	1:28.076	+0.449				6	1:36.773	+0.573	15	1:31.434	-1.010
28	1:29.751	-1:09.968	35	1:27.076	-1.000	(34) L.Quinn T.Baldassarre			7	1:35.705	-1.068	16	1:31.333	-0.101
29	1:25.658	-4.093	36	1:33.574	+6.498	0	2:47.655		8	1:35.106	-0.599	17	1:32.108	+0.775
30	1:25.780	+0.122	37	1:29.696	-3.878	1	1:35.790	-1:11.865	9	1:35.881	+0.775	18	1:32.087	-0.021
31	1:26.633	+0.853	38	1:27.325	-2.371	2	1:31.812	-3.978	10	1:35.488	-0.393	19	1:33.007	+0.920
32	1:25.234	-1.399	39	1:26.864	-0.461	3	1:30.105	-1.707	11	1:34.423	-1.065	20	1:32.442	-0.565

Printed: 13/06/2004 05:58:30 PM

Licensed to: SCCBC

Chief of Timing & Scoring:

Date:

Signed:



www.amb-it.com  
Orbits 1.0



# Summer Sprints Weekend

**GROUP 9**

**Mission Raceway Park (2.12 Km)**

**RACE**

**Race**

**13/06/2004 4:30 PM**

p21	<b>2:53.092</b>	+1:20.650	2	<b>1:38.454</b>	-1.632
22	<b>1:35.837</b>	-1:17.255	3	<b>1:35.808</b>	-2.646
23	<b>1:32.293</b>	-3.544	4	<b>1:35.893</b>	+0.085
24	<b>1:31.339</b>	-0.954	5	<b>1:33.211</b>	-2.682
25	<b>1:33.898</b>	+2.559	6	<b>1:32.338</b>	-0.873
26	<b>1:34.869</b>	+0.971	7	<b>1:31.755</b>	-0.583
27	<b>1:34.094</b>	-0.775	8	<b>1:31.313</b>	-0.442
28	<b>1:33.730</b>	-0.364	9	<b>1:30.815</b>	-0.498
29	<b>1:32.486</b>	-1.244	10	<b>1:30.598</b>	-0.217
30	<b>1:32.050</b>	-0.436	11	<b>1:30.513</b>	-0.085
31	<b>1:34.608</b>	+2.558	12	<b>1:29.275</b>	-1.238
p32	<b>2:20.837</b>	+46.229	13	<b>1:30.387</b>	+1.112
33	<b>1:38.620</b>	-42.217	14	<b>1:29.275</b>	-1.112
34	<b>1:38.543</b>	-0.077	15	<b>1:29.295</b>	+0.020
35	<b>1:34.987</b>	-3.556	16	<b>1:29.151</b>	-0.144
36	<b>1:33.280</b>	-1.707	p17	<b>2:49.865</b>	+1:20.714
37	<b>1:36.998</b>	+3.718	18	<b>1:33.921</b>	-1:15.944
			p19	<b>16:20.131</b>	+14:46.210
			20	<b>1:38.863</b>	-14:41.268
<b>(91) M.Karl L. Costantino</b>					
0	<b>2:48.969</b>		21	<b>1:30.269</b>	-8.594
1	<b>1:36.802</b>	-1:12.167	22	<b>1:27.998</b>	-2.271
2	<b>1:29.333</b>	-7.469	23	<b>1:29.075</b>	+1.077
3	<b>1:26.433</b>	-2.900	24	<b>1:27.733</b>	-1.342
4	<b>1:26.139</b>	-0.294	25	<b>1:27.722</b>	-0.011
5	<b>1:26.533</b>	+0.394	26	<b>1:28.697</b>	+0.975
6	<b>1:26.425</b>	-0.108			
7	<b>1:25.819</b>	-0.606	<b>(43) S. Brodie</b>		
8	<b>1:25.452</b>	-0.367	0	<b>2:43.636</b>	
p9	<b>2:08.696</b>	+43.244	1	<b>1:40.638</b>	-1:02.998
10	<b>1:31.623</b>	-37.073			
11	<b>1:27.724</b>	-3.899	<b>(46) R. Isley .</b>		
p12	<b>3:14.245</b>	+1:46.521			
13	<b>1:32.000</b>	-1:42.245			
14	<b>1:26.110</b>	-5.890			
15	<b>1:25.145</b>	-0.965			
p16	<b>3:18.965</b>	+1:53.820			
17	<b>1:39.275</b>	-1:39.690			
p18	<b>2:38.313</b>	+59.038			
19	<b>1:37.081</b>	-1:01.232			
20	<b>1:28.026</b>	-9.055			
21	<b>1:25.125</b>	-2.901			
22	<b>1:23.241</b>	-1.884			
23	<b>1:23.166</b>	-0.075			
24	<b>1:23.018</b>	-0.148			
25	<b>1:22.795</b>	-0.223			
26	<b>1:23.022</b>	+0.227			
<b>(74) P. Weedon .</b>					
0	<b>2:43.896</b>				
1	<b>1:40.086</b>	-1:03.810			

Printed: 13/06/2004 05:58:30 PM

Licensed to: SCCBC

Chief of Timing & Scoring:

Date:

Signed:



www.amb-it.com  
Orbits 1.0

