

# Bucket Brigade - Dash for Cash


## Closed Wheel 1

### Practice

### Practice

## Mission Raceway Park (2.12 Km)

### 16/10/2004 10:05 AM



#### (122) Steve Paquette

1	2:01.661	
2	1:39.039	-22.622
3	1:34.055	-4.984
4	1:32.075	-1.980
5	1:31.131	-0.944
6	1:28.846	-2.285
7	1:29.641	+0.795
8	1:29.277	-0.364

#### (95) Peter Hamer

1	2:03.660	
p2	2:22.716	+19.056
3	1:36.418	-46.298
4	1:29.688	-6.730
5	1:31.864	+2.176
6	1:32.408	+0.544
7	1:30.979	-1.429
8	1:32.361	+1.382

#### (9) Chris Hahlen

1	2:04.991	
2	1:35.669	-29.322
3	1:33.974	-1.695
4	1:34.110	+0.136
5	1:32.355	-1.755

#### (28) Roman Kardynal

1	1:59.094	
2	1:44.094	-15.000
3	1:34.434	-9.660
4	1:34.307	-0.127
5	1:33.722	-0.585
6	1:34.655	+0.933
7	1:33.736	-0.919
8	1:33.169	-0.567

#### (56) Dave Whieldon

1	2:08.646	
2	1:42.085	-26.561
3	1:42.410	+0.325
4	1:39.854	-2.556
5	1:35.315	-4.539
6	1:35.728	+0.413
7	1:36.558	+0.830
8	1:35.004	-1.554

#### (722) Yvette Jackson

1	2:05.691	
2	1:46.685	-19.006

#### 3 1:43.588 -3.097

4	1:36.855	-6.733
5	1:36.642	-0.213
6	1:39.258	+2.616
7	1:35.267	-3.991
8	1:37.055	+1.788

#### (72) David Stenner

1	1:52.789	
2	1:39.818	-12.971
3	1:42.433	+2.615
4	1:36.116	-6.317
5	1:35.795	-0.321
6	1:36.136	+0.341
7	1:35.458	-0.678
8	1:49.463	+14.005

#### (177) Donato DeSandoli

1	2:08.103	
2	1:41.317	-26.786
3	1:40.475	-0.842
4	1:41.917	+1.442
5	1:38.203	-3.714
6	1:38.054	-0.149
7	1:38.736	+0.682
8	1:36.481	-2.255

#### (26) Kim Fabbro

1	2:06.744	
2	1:41.049	-25.695
3	1:38.791	-2.258
4	1:39.269	+0.478
5	1:39.887	+0.618
6	1:37.865	-2.022
7	1:38.745	+0.880
8	1:43.767	+5.022

#### (310) George Kondor

1	2:04.832	
2	1:46.068	-18.764
3	1:47.101	+1.033
4	1:41.704	-5.397
5	1:40.220	-1.484
6	1:42.319	+2.099
7	1:40.359	-1.960
8	1:39.385	-0.974

#### (81) Dennis Repel

1	2:02.953	
2	1:44.693	-18.260

#### 3 1:42.884 -1.809

4	1:43.694	+0.810
5	1:40.458	-3.236
6	1:42.149	+1.691
7	1:39.677	-2.472
8	1:39.626	-0.051

#### (31) David Bruce-Thomas

1	2:06.965	
2	1:48.743	-18.222
3	1:42.208	-6.535
4	1:43.302	+1.094
5	1:42.297	-1.005
6	1:39.799	-2.498
7	1:40.850	+1.051
8	1:42.807	+1.957

#### (118) Larry Bell

1	2:07.237	
2	1:48.479	-18.758
3	1:46.583	-1.896
4	1:46.476	-0.107
5	1:42.865	-3.611
6	1:41.949	-0.916
7	1:40.427	-1.522

#### (70) Kevin Engelland

1	2:05.715	
2	1:48.805	-16.910
3	1:44.567	-4.238
4	1:45.108	+0.541
5	1:42.589	-2.519
6	1:42.430	-0.159
7	1:41.642	-0.788

#### (57) Jeff Lowe

1	1:53.819	
2	1:44.903	-8.916
3	1:46.558	+1.655
4	1:44.028	-2.530

#### (42) Howard Whitlock

1	2:11.167	
2	2:00.860	-10.307
3	1:51.247	-9.613
4	1:57.947	+6.700
5	1:51.944	-6.003
6	1:47.425	-4.519
7	1:44.782	-2.643

#### (22) Wouter Bouman

#### (45) Kerry Spanier

#### (91) Malcom Karl

#### (99) Douglas Bayley


#### (782) Doug Yip

# Bucket Brigade - Dash for Cash

Closed Wheel 1  
Qualifying - SAT  
Qualify

Mission Raceway Park (2.12 Km)

16/10/2004 1:55 PM



(122) Steve Paquette

1	1:30.297	
2	1:19.474	-10.823
3	1:17.700	-1.774
4	1:16.445	-1.255
5	1:16.559	+0.114
6	1:19.007	+2.448
7	1:17.807	-1.200
8	1:16.023	-1.784

(28) Roman Kardynal

1	1:31.650	
2	1:19.721	-11.929
3	1:20.164	+0.443
4	1:18.498	-1.666
5	1:17.937	-0.561
6	1:20.840	+2.903
7	1:19.880	-0.960
8	1:18.064	-1.816
9	1:18.465	+0.401
10	1:21.237	+2.772

(95) Peter Hamer

1	1:32.042	
2	1:24.785	-7.257
3	1:21.825	-2.960
4	1:23.433	+1.608
5	1:22.092	-1.341
6	1:22.044	-0.048
7	1:22.486	+0.442
8	1:22.411	-0.075

(57) Jeff Lowe

1	1:34.044	
2	1:22.057	-11.987

(42) Howard Whitlock

1	1:39.447	
2	1:25.608	-13.839
3	1:25.837	+0.229
4	1:22.819	-3.018
5	1:23.208	+0.389
6	1:22.312	-0.896
7	1:31.548	+9.236
8	1:25.897	-5.651
9	1:22.485	-3.412

(118) Larry Bell

1	1:36.496	
2	1:26.621	-9.875

3	1:24.866	-1.755
4	1:26.207	+1.341
5	1:23.565	-2.642
6	1:27.355	+3.790
7	1:24.425	-2.930
8	1:26.875	+2.450

(72) David Stenner

1	1:30.263	
2	1:23.932	-6.331
3	1:24.114	+0.182
4	1:24.772	+0.658
5	1:26.209	+1.437
6	1:24.397	-1.812
7	1:34.069	+9.672
8	1:26.424	-7.645
9	1:27.487	+1.063

(26) Kim Fabbro

1	1:31.781	
2	1:25.154	-6.627
3	1:25.203	+0.049
4	1:26.737	+1.534
5	1:25.579	-1.158
6	1:25.234	-0.345
7	1:24.884	-0.350
8	1:24.500	-0.384

(56) Dave Whieldon

1	1:29.005	
2	1:24.518	-4.487
3	1:24.627	+0.109
4	1:24.671	+0.044
5	1:27.632	+2.961

(9) Chris Hahlen

1	1:33.759	
2	1:26.087	-7.672
3	1:25.984	-0.103
4	1:26.470	+0.486
5	1:25.923	-0.547
6	1:24.567	-1.356
7	1:26.371	+1.804

(31) David Bruce-Thomas

1	1:34.272	
2	1:25.642	-8.630
3	1:27.081	+1.439

(174) Robert Currie

1	1:38.581	
2	1:29.733	-8.848
3	1:25.696	-4.037
4	1:26.397	+0.701
5	1:30.062	+3.665
6	1:26.133	-3.929
7	1:30.308	+4.175
8	1:31.554	+1.246

(722) Yvette Jackson

1	1:37.492	
2	1:29.318	-8.174
3	1:27.818	-1.500
4	1:28.054	+0.236
5	1:26.211	-1.843
6	1:26.899	+0.688
7	1:26.830	-0.069
8	1:27.980	+1.150
9	1:27.466	-0.514

(81) Dennis Repel

1	1:35.859	
2	1:27.895	-7.964
3	1:27.733	-0.162
4	1:27.816	+0.083
5	1:26.993	-0.823
6	1:28.242	+1.249
7	1:29.120	+0.878

(177) Donato DeSandoli

1	1:35.761	
2	1:28.861	-6.900
3	1:27.794	-1.067
4	1:29.091	+1.297
5	1:30.779	+1.688
6	1:31.848	+1.069
7	1:28.577	-3.271
8	1:28.458	-0.119
9	1:30.912	+2.454

(70) Kevin Engelland

1	1:35.400	
p2	3:06.803	+1:31.403
3	1:33.977	-1:32.826
p4	2:31.639	+57.662
5	1:35.486	-56.153
6	1:31.553	-3.933
7	1:31.307	-0.246

(22) Wouter Bouman

(45) Kerry Spanier

(91) Malcom Karl

(99) Douglas Bayley

(310) George Kondor

(782) Doug Yip

**BUCKET BRIGADE'S DASH FOR CASH WEEKEND  
SCCBC**

Sanction # **CACC**  
Track Length: **2.12 Km.**

**MISSION RACEWAY PARK  
OFFICIAL QUALIFYING RESULTS**

**OCTOBER 16-17, 2004**

**CW1**

POS	CAR	DRIVER	TOWN	MAKE	COLOUR	CLASS	CLUB/LICENS	SPONSOR	2nd Best Tim	Best Time
1	122	Steve Paquette	N.Vancouver, BC	Porsche 930	Red	GT1	SCCBC / ASN/FI	Korua World Class Collision / Powerhaus II	1:16.445	1:16.023
2	28	Roman Kardynal	Port Coquitlam, BC	Datsun 280Z	Red	GT2	SCCBC / CACC	B & J Auto	1:18.064	1:17.937
3	95	Peter Hamer	Sidney, BC	Porsche 944TS	Black	IP1	SCCBC / CACC	Murphy Wallbeds Victoria	1:22.044	1:21.825
4	57	Jeff Lowe	Burnaby, BC	Pontiac Trans-Am	Black	GT1	SCCBC / CACC	Anducci's / RBS Lawyers	1:34.044	1:22.057
5	42	Howard Whitlock	N.Vancouver, BC	Chev Monte Carlo	Green,White	GT1	SCCBC / CACC	TD Waterhouse / Airspan Helicopters	1:22.485	1:22.312
6	118	Larry Bell	Abbotsford, BC	Pontiac Trans-Am	Silver	GT1	SCCBC / CACC	ReEntry Racing / O.K. Tire (Abbotsford) / Appl	1:24.425	1:23.565
7	72	David Stenner	Port Coquitlam, BC	Acura Integra	Silver,Blue	IP2	SCCBC / CACC	Westmount Motors / Carbotech Brakes	1:24.114	1:23.932
8	26	Kim Fabbro	Maple Ridge, BC	Mazda RX7	Yellow	S7	SCCBC / CACC	Canusa Equipment Ltd	1:24.884	1:24.500
9	56	Dave Whieldon	Port Coquitlam, BC	Mazda RX7	Yellow	S7	SCCBC / CACC	Canusa Equipment Ltd	1:24.627	1:24.518
10	9	Chris Hahlen	Chilliwack, BC	Mazda RX7	Red,White	S7	SCCBC / CACC	West Coast Hot Rods	1:25.923	1:24.567
11	31	David Bruce-Thomas	W.Vancouver, BC	Nissan 200SX	Black	IP2	SCCBC / CACC	My Lovely Wife	1:27.081	1:25.642
12	174	Robert Currie	Abbotsford, BC	Honda CRX	Yellow	GTU	SCCBC / CACC	Middlegate Honda/Profesional T	1:26.133	1:25.696
13	722	Yvette Jackson	Ladner, BC	Ford Escort	Silver	IP2	SCCBC / CACC	Snap On USA	1:26.830	1:26.211
14	81	Dennis Repel	N.Vancouver, BC	Camaro Iroc	Red,White	IP1	SCCBC / CACC	Canada Engines / New Planet Collision	1:27.733	1:26.993
15	177	Donato DeSandoli	Nakusp, BC	Dodge Neon	White	IP2	SCCBC / CACC	Kal Tire / Kootenay Chrysler	1:28.458	1:27.794
16	70	Kevin Engelland	Kamloops, BC	Chev Camaro	White	IP1	SCCBC / CACC	Don's Auto Towing/Fountain Tir	1:31.553	1:31.307
17	22	Wouter Bouman	Nanaimo, BC	Mazda RX7T	Gray	GTM	SCCBC / CACC	Bouman Auto / Toyo	----	----
18	45	Kerry Spanier	Sannichton,BC	Porsche 911	Red	GT1	SCCBC / CACC		----	----
19	91	Malcom Karl	Coquitlam, BC	Honda CRX	Silver,Blk,Grn	GTU	SCCBC / CACC		----	----
20	99	Douglas Bayley	N.Vancouver, BC	Ford Mustang GT	Blue,Orange	GT1	BCMA / CACC	Blue Max / Proline Collision / Snap On Tools	----	----
21	310	George Kondor	Vancouver, BC	Mazda RX7	Red	IP2	SCCBC / CACC	King Racing / Oyen Wiggs Green & Mutala	----	----
22	782	Doug Yip	N.Vancouver, BC	Ford Mustang	Red	GT1	SCCBC / CACC	Thunderbolt Engines	----	----

COMMENTS:

STEWARDS: \_\_\_\_\_

16/10/2004 2:35:35 PM



TIMING & SCORING: \_\_\_\_\_


*[Handwritten Signature]*

# Bucket Brigade - Dash for Cash

Closed Wheel 1  
Qualifying - SUN  
Qualify

Mission Raceway Park (2.12 Km)

17/10/2004 9:45 AM



(122) Steve Paquette

1	1:48.432	
2	1:34.520	-13.912
3	1:32.918	-1.602
4	1:33.400	+0.482
5	1:32.356	-1.044

(72) David Stenner

1	1:47.223	
2	1:39.034	-8.189
3	1:37.918	-1.116
4	1:36.547	-1.371
5	1:35.499	-1.048
6	1:34.880	-0.619
7	1:34.635	-0.245

(56) Dave Whieldon

1	1:46.124	
2	1:40.330	-5.794
3	1:41.151	+0.821
4	1:45.317	+4.166
5	1:37.340	-7.977
6	1:36.498	-0.842
7	1:36.299	-0.199
8	1:36.941	+0.642

(174) Robert Currie

1	1:48.313	
2	1:40.337	-7.976
3	1:39.367	-0.970
4	1:39.081	-0.286
5	1:36.498	-2.583
6	1:36.603	+0.105
7	1:37.457	+0.854

(177) Donato DeSandoli

1	1:52.083	
2	1:43.213	-8.870
3	1:38.604	-4.609
4	1:37.811	-0.793
5	1:39.049	+1.238
6	1:38.048	-1.001
7	1:37.754	-0.294
8	1:37.767	+0.013

(26) Kim Fabbro

1	1:47.445	
p2	2:10.426	+22.981
3	1:44.613	-25.813
4	1:41.471	-3.142

5	1:40.424	-1.047
6	1:38.408	-2.016
7	1:38.971	+0.563
8	1:40.392	+1.421

(722) Yvette Jackson

1	1:50.744	
2	1:44.861	-5.883
3	1:46.529	+1.668
4	1:40.601	-5.928
5	1:40.080	-0.521
6	1:41.596	+1.516
7	1:40.139	-1.457

(70) Kevin Engelland

1	1:52.130	
2	3:28.856	+1:36.726
3	1:43.432	-1:45.424
4	1:43.507	+0.075
5	1:43.170	-0.337
6	1:43.310	+0.140
7	1:41.639	-1.671

(31) David Bruce-Thomas

1	1:50.595	
2	1:45.184	-5.411
3	1:46.041	+0.857
4	1:44.552	-1.489
5	1:46.932	+2.380
6	1:42.448	-4.484
7	1:42.855	+0.407
8	1:44.531	+1.676

(310) George Kondor

1	1:54.264	
2	1:45.542	-8.722
3	1:45.401	-0.141
4	1:48.064	+2.663
5	1:42.868	-5.196
6	1:42.456	-0.412
7	1:42.500	+0.044
8	1:43.817	+1.317

(188) Aaron Carter

1	1:56.482	
2	1:50.586	-5.896
3	2:06.428	+15.842
4	1:45.625	-20.803
5	1:44.167	-1.458
6	1:43.936	-0.231

(81) Dennis Repel

1	1:53.883	
2	1:46.141	-7.742
3	1:45.788	-0.353
4	1:44.746	-1.042

(57) Jeff Lowe

1	1:53.632	
2	1:49.291	-4.341
3	1:48.711	-0.580

(9) Chris Hahlen

(22) Wouter Bouman

(28) Roman Kardynal

(42) Howard Whitlock

(45) Kerry Spanier

(91) Malcom Karl

(95) Peter Hamer

(99) Douglas Bayley

(118) Larry Bell

(782) Doug Yip

**BUCKET BRIGADE'S DASH FOR CASH WEEKEND  
SCCBC**

Sanction # **CACC**  
Track Length: **2.12 Km.**

**MISSION RACEWAY PARK  
COMBINED QUALIFYING RESULTS**

**OCTOBER 16-17, 2004**

**CW1**

POS	CAR	DRIVER	TOWN	MAKE	COLOUR	CLASS	CLUB/LICENS	SPONSOR	2nd Best Tim	Best Time
1	122	Steve Paquette	N.Vancouver, BC	Porsche 930	Red	GT1	SCCBC / ASN/FI	Korua World Class Collision / Powerhaus II	1:16.445	1:16.023
2	28	Roman Kardynal	Port Coquitlam, BC	Datsun 280Z	Red	GT2	SCCBC / CACC	B & J Auto	1:18.064	1:17.937
3	95	Peter Hamer	Sidney, BC	Porsche 944TS	Black	IP1	SCCBC / CACC	Murphy Wallbeds Victoria	1:22.044	1:21.825
4	57	Jeff Lowe	Burnaby, BC	Pontiac Trans-Am	Black	GT1	SCCBC / CACC	Anducci's / RBS Lawyers	1:34.044	1:22.057
5	42	Howard Whitlock	N.Vancouver, BC	Chev Monte Carlo	Green,White	GT1	SCCBC / CACC	TD Waterhouse / Airspan Helicopters	1:22.485	1:22.312
6	118	Larry Bell	Abbotsford, BC	Pontiac Trans-Am	Silver	GT1	SCCBC / CACC	ReEntry Racing / O.K. Tire (Abbotsford) / Appl	1:24.425	1:23.565
7	72	David Stenner	Port Coquitlam, BC	Acura Integra	Silver,Blue	IP2	SCCBC / CACC	Westmount Motors / Carbotech Brakes	1:24.114	1:23.932
8	26	Kim Fabbro	Maple Ridge, BC	Mazda RX7	Yellow	S7	SCCBC / CACC	Canusa Equipment Ltd	1:24.884	1:24.500
9	56	Dave Whieldon	Port Coquitlam, BC	Mazda RX7	Yellow	S7	SCCBC / CACC	Canusa Equipment Ltd	1:24.627	1:24.518
10	9	Chris Hahlen	Chilliwack, BC	Mazda RX7	Red,White	S7	SCCBC / CACC	West Coast Hot Rods	1:25.923	1:24.567
11	31	David Bruce-Thomas	W.Vancouver, BC	Nissan 200SX	Black	IP2	SCCBC / CACC	My Lovely Wife	1:27.081	1:25.642
12	174	Robert Currie	Abbotsford, BC	Honda CRX	Yellow	GTU	SCCBC / CACC	Middlegate Honda/Profesional T	1:26.133	1:25.696
13	722	Yvette Jackson	Ladner, BC	Ford Escort	Silver	IP2	SCCBC / CACC	Snap On USA	1:26.830	1:26.211
14	81	Dennis Repel	N.Vancouver, BC	Camaro Iroc	Red,White	IP1	SCCBC / CACC	Canada Engines / New Planet Collision	1:27.733	1:26.993
15	177	Donato DeSandoli	Nakusp, BC	Dodge Neon	White	IP2	SCCBC / CACC	Kal Tire / Kootenay Chrysler	1:28.458	1:27.794
16	70	Kevin Engelland	Kamloops, BC	Chev Camaro	White	IP1	SCCBC / CACC	Don's Auto Towing/Fountain Tir	1:31.553	1:31.307
17	310	George Kondor	Vancouver, BC	Mazda RX7	Red	IP2	SCCBC / CACC	King Racing / Oyen Wiggs Green & Mutala	1:42.500	1:42.456
18	188	Aaron Carter	Kelowna, BC	Chev Corvette	Red	IP1	SCCBC / CACC	Okanagan Covette Club	1:44.167	1:43.936
19	22	Wouter Bouman	Nanaimo, BC	Mazda RX7T	Gray	GTM	SCCBC / CACC	Bouman Auto / Toyo	---	---
20	45	Kerry Spanier	Sannichton,BC	Porsche 911	Red	GT1	SCCBC / CACC		---	---
21	91	Malcom Karl	Coquitlam, BC	Honda CRX	Silver,Blk,Grn	GTU	SCCBC / CACC		---	---
22	99	Douglas Bayley	N.Vancouver, BC	Ford Mustang GT	Blue,Orange	GT1	BCMA / CACC	Blue Max / Proline Collision / Snap On Tools	---	---
23	782	Doug Yip	N.Vancouver, BC	Ford Mustang	Red	GT1	SCCBC / CACC	Thunderbolt Engines	---	---

COMMENTS: **CW1 Combined Qualifying Results**



STEWARD: \_\_\_\_\_

17/10/2004 10:15:05 AM

TIMING & SCORING: \_\_\_\_\_

# Bucket Brigade - Dash for Cash


Closed Wheel 1

Race

Race

Mission Raceway Park (2.12 Km)

17/10/2004 12:55 PM



**(122) Steve Paquette**

0	2:51.195	
1	1:32.394	-1:18.801
2	1:32.725	+0.331
3	1:32.768	+0.043
4	1:31.147	-1.621
5	1:29.559	-1.588
6	1:31.941	+2.382
7	1:32.803	+0.862
8	1:32.155	-0.648
9	1:32.751	+0.596
10	1:31.429	-1.322
11	1:30.245	-1.184
12	1:30.348	+0.103
13	1:33.515	+3.167
14	1:30.305	-3.210
15	1:31.662	+1.357
16	1:33.291	+1.629
17	1:30.334	-2.957
18	1:31.687	+1.353
19	1:32.148	+0.461
20	1:34.273	+2.125

3	1:32.485	-1.150
4	1:32.310	-0.175
5	1:31.616	-0.694
6	1:31.027	-0.589
7	1:32.540	+1.513
8	1:31.420	-1.120
9	1:34.931	+3.511
10	1:32.752	-2.179
11	1:32.123	-0.629
12	1:31.198	-0.925
13	1:31.937	+0.739
14	1:33.977	+2.040
15	1:32.031	-1.946
16	1:32.143	+0.112
17	1:33.693	+1.550
18	1:33.639	-0.054
19	1:32.693	-0.946
20	1:34.333	+1.640

**(28) Roman Kardynal**

0	2:49.843	
1	1:36.951	-1:12.892
2	1:33.975	-2.976
3	1:35.563	+1.588
4	1:35.133	-0.430
5	1:34.210	-0.923
6	1:33.356	-0.854
7	1:33.857	+0.501
8	1:34.637	+0.780
9	1:33.937	-0.700
10	1:33.177	-0.760
11	1:34.892	+1.715
12	1:33.866	-1.026
13	1:34.967	+1.101
14	1:36.189	+1.222
15	1:33.664	-2.525
16	1:35.084	+1.420
17	1:33.326	-1.758
18	1:34.441	+1.115
19	1:34.496	+0.055
20	1:34.787	+0.291

**(72) David Stenner**

0	2:45.818	
1	1:38.850	-1:06.968
2	1:36.780	-2.070
3	1:34.880	-1.900
4	1:34.672	-0.208
5	1:33.966	-0.706
6	1:34.106	+0.140

**(95) Peter Hamer**

0	2:48.952	
1	1:37.681	-1:11.271
2	1:33.472	-4.209
3	1:32.606	-0.866
4	1:32.632	+0.026
5	1:31.897	-0.735
6	1:31.065	-0.832
7	1:32.060	+0.995
8	1:31.821	-0.239
9	1:35.118	+3.297
10	1:31.105	-4.013
11	1:30.863	-0.242
12	1:30.897	+0.034
13	1:30.017	-0.880
14	1:31.387	+1.370
15	1:31.508	+0.121
16	1:32.831	+1.323
17	1:32.906	+0.075
18	1:31.411	-1.495
19	1:31.728	+0.317
20	1:33.966	+2.238

**(9) Chris Hahlen**

0	2:43.687	
1	1:38.590	-1:05.097
2	1:33.635	-4.955

7	1:33.830	-0.276
8	1:34.713	+0.883
9	1:34.010	-0.703
10	1:34.047	+0.037
11	1:34.187	+0.140
12	1:42.552	+8.365
13	1:34.334	-8.218
14	1:35.694	+1.360
15	1:34.234	-1.460
16	1:34.247	+0.013
17	1:34.839	+0.592
18	1:34.396	-0.443
19	1:34.947	+0.551
20	1:35.506	+0.559

**(720) Ryan Ennis**

0	2:20.880	
1	1:42.190	-38.690
2	1:37.036	-5.154
3	1:35.331	-1.705
4	1:35.578	+0.247
5	1:35.317	-0.261
6	1:35.169	-0.148
7	1:34.671	-0.498
8	1:35.302	+0.631
9	1:34.904	-0.398
10	1:35.029	+0.125
11	1:35.912	+0.883
12	1:38.571	+2.659
13	1:34.517	-4.054
14	1:36.166	+1.649
15	1:35.200	-0.966
16	1:36.637	+1.437
17	1:35.772	-0.865
18	1:36.355	+0.583
19	1:36.573	+0.218
20	1:37.376	+0.803

**(26) Kim Fabbro**

0	2:45.490	
1	1:42.643	-1:02.847
2	1:43.138	+0.495
3	1:38.069	-5.069
4	1:37.721	-0.348
5	1:36.482	-1.239
6	1:36.984	+0.502
7	1:37.630	+0.646
8	1:37.409	-0.221
9	1:36.559	-0.850
10	1:36.125	-0.434

11	1:36.803	+0.678
12	1:39.236	+2.433
13	1:37.028	-2.208
14	1:37.513	+0.485
15	1:37.531	+0.018
16	1:39.733	+2.202
17	1:37.505	-2.228
18	1:38.809	+1.304
19	1:36.546	-2.263

**(177) Donato DeSandoli**

0	2:30.464	
1	1:48.859	-41.605
2	1:39.262	-9.597
3	1:38.090	-1.172
4	1:37.649	-0.441
5	1:37.508	-0.141
6	1:38.758	+1.250
7	1:37.632	-1.126
8	1:37.585	-0.047
9	1:37.430	-0.155
10	1:37.441	+0.011
11	1:37.605	+0.164
12	1:37.549	-0.056
13	1:38.379	+0.830
14	1:37.687	-0.692
15	1:39.477	+1.790
16	1:38.297	-1.180
17	1:38.349	+0.052
18	1:37.641	-0.708
19	1:38.614	+0.973

**(722) Yvette Jackson**

0	2:34.235	
1	1:48.335	-45.900
2	1:43.269	-5.066
3	1:39.292	-3.977
4	1:38.421	-0.871
5	1:37.892	-0.529
6	1:39.777	+1.885
7	1:38.594	-1.183
8	1:37.645	-0.949
9	1:38.191	+0.546
10	1:38.041	-0.150
11	1:37.382	-0.659
12	1:39.586	+2.204
13	1:37.757	-1.829
14	1:37.123	-0.634
15	1:37.544	+0.421
16	1:39.713	+2.169

**(174) Robert Currie**

0	2:37.462	
1	1:49.729	-47.733
2	1:44.150	-5.579
3	1:42.585	-1.565
4	1:41.289	-1.296
5	1:40.359	-0.930
6	1:45.259	+4.900
7	1:41.027	-4.232
8	1:43.421	+2.394
9	1:38.651	-4.770
10	1:42.215	+3.564
11	1:38.411	-3.804
12	1:36.520	-1.891
13	1:39.909	+3.389
14	1:36.685	-3.224
15	1:38.590	+1.905
16	1:37.063	-1.527
17	1:37.766	+0.703
18	1:41.313	+3.547
19	1:41.388	+0.075

**(31) David Bruce-Thomas**

0	2:38.234	
1	1:48.183	-50.051
2	1:43.276	-4.907
3	1:43.665	+0.389
4	1:41.573	-2.092
5	1:41.183	-0.390
6	1:44.110	+2.927
7	1:41.388	-2.722
8	1:41.914	+0.526
9	1:41.441	-0.473
10	1:42.496	+1.055
11	1:41.569	-0.927
12	1:42.703	+1.134
13	1:42.266	-0.437
14	1:41.231	-1.035
15	1:43.218	+1.987
16	1:42.902	-0.316
17	1:43.066	+0.164
18	1:43.465	+0.399

**(70) Kevin Engelland**

0	2:30.544	
1	1:51.543	-39.001

Chief of Timing & Scoring:  
Date:  
Signed:



# Bucket Brigade - Dash for Cash

Closed Wheel 1

Mission Raceway Park (2.12 Km)

Race

Race

17/10/2004 12:55 PM

2	1:42.476	-9.067	10	1:46.278	+3.484
3	1:42.804	+0.328	11	1:50.901	+4.623
4	1:42.310	-0.494	12	1:42.813	-8.088
5	1:43.029	+0.719	13	1:43.200	+0.387
6	1:41.745	-1.284	14	1:43.249	+0.049
7	1:42.859	+1.114	15	1:44.285	+1.036
8	1:42.745	-0.114	16	1:53.522	+9.237
9	1:43.347	+0.602	17	1:43.055	-10.467
10	1:42.916	-0.431	18	1:45.631	+2.576
11	1:42.238	-0.678			
12	1:41.933	-0.305			
13	1:40.705	-1.228			
14	1:40.767	+0.062			
15	1:41.769	+1.002			
16	1:40.143	-1.626			
17	1:41.114	+0.971			
18	1:43.107	+1.993			

### (310) George Kondor

0	2:26.272		0	2:26.272	
1	1:53.103	-33.169	1	1:53.103	-33.169
2	1:49.603	-3.500	2	1:49.603	-3.500
3	1:44.535	-5.068	3	1:44.535	-5.068
4	1:44.339	-0.196	4	1:44.339	-0.196
5	1:43.777	-0.562	5	1:43.777	-0.562
6	1:44.879	+1.102	6	1:44.879	+1.102
7	1:45.400	+0.521	7	1:45.400	+0.521
8	1:46.635	+1.235	8	1:46.635	+1.235
9	1:45.270	-1.365	9	1:45.270	-1.365
10	1:44.524	-0.746	10	1:44.524	-0.746
11	1:43.086	-1.438	11	1:43.086	-1.438
12	1:44.094	+1.008	12	1:44.094	+1.008
13	1:45.392	+1.298	13	1:45.392	+1.298
14	1:48.338	+2.946	14	1:48.338	+2.946
15	1:46.368	-1.970	15	1:46.368	-1.970
16	1:45.093	-1.275	16	1:45.093	-1.275
17	1:46.075	+0.982	17	1:46.075	+0.982
18	1:45.716	-0.359	18	1:45.716	-0.359

### (188) Aaron Carter

0	2:25.901		0	2:25.901	
1	1:53.315	-32.586	1	1:53.315	-32.586
2	1:50.394	-2.921	2	1:50.394	-2.921
3	1:48.839	-1.555	3	1:48.839	-1.555
4	1:47.117	-1.722	4	1:47.117	-1.722
5	1:49.746	+2.629	5	1:49.746	+2.629
6	1:49.687	-0.059	6	1:49.687	-0.059
7	1:49.317	-0.370	7	1:49.317	-0.370
8	1:45.960	-3.357	8	1:45.960	-3.357
9	1:47.032	+1.072	9	1:47.032	+1.072
10	1:46.586	-0.446	10	1:46.586	-0.446
11	1:46.126	-0.460	11	1:46.126	-0.460
12	1:48.418	+2.292	12	1:48.418	+2.292
13	1:45.758	-2.660	13	1:45.758	-2.660
14	1:48.451	+2.693	14	1:48.451	+2.693
15	1:47.651	-0.800	15	1:47.651	-0.800
16	1:46.698	-0.953	16	1:46.698	-0.953
17	1:45.892	-0.806	17	1:45.892	-0.806

### (57) Jeff Lowe

0	2:48.900		0	2:48.900	
1	1:53.189	-55.711	1	1:53.189	-55.711
2	1:51.951	-1.238	2	1:51.951	-1.238
3	1:48.843	-3.108	3	1:48.843	-3.108
4	1:48.326	-0.517	4	1:48.326	-0.517
5	1:48.589	+0.263	5	1:48.589	+0.263
6	1:50.406	+1.817	6	1:50.406	+1.817
p7	2:47.957	+57.551	p7	2:47.957	+57.551
8	1:51.432	-56.525	8	1:51.432	-56.525
9	1:50.684	-0.748	9	1:50.684	-0.748
10	1:51.519	+0.835	10	1:51.519	+0.835
11	1:46.442	-5.077	11	1:46.442	-5.077
12	1:47.099	+0.657	12	1:47.099	+0.657
13	1:48.883	+1.784	13	1:48.883	+1.784
14	1:50.976	+2.093	14	1:50.976	+2.093
15	1:49.913	-1.063	15	1:49.913	-1.063
16	1:49.570	-0.343	16	1:49.570	-0.343
17	1:48.970	-0.600	17	1:48.970	-0.600

### (56) Dave Whieldon

0	2:44.427		0	2:44.427	
1	1:40.689	-1:03.738	1	1:40.689	-1:03.738
2	1:37.491	-3.198	2	1:37.491	-3.198
3	1:35.967	-1.524	3	1:35.967	-1.524
4	1:36.449	+0.482	4	1:36.449	+0.482
5	1:35.477	-0.972	5	1:35.477	-0.972
p6	3:12.602	+1:37.125	p6	3:12.602	+1:37.125
7	1:41.209	-1:31.393	7	1:41.209	-1:31.393
8	1:43.178	+1.969	8	1:43.178	+1.969
9	1:36.694	-6.484	9	1:36.694	-6.484

### (22) Wouter Bouman

### (42) Howard Whitlock

### (45) Kerry Spanier

### (91) Malcom Karl

### (99) Douglas Bayley

### (782) Doug Yip

Printed: 17/10/2004 01:40:39 PM

Licensed to: SCCBC

Chief of Timing & Scoring:

Date:

Signed:

**BUCKET BRIGADE'S DASH FOR CASH WEEKEND  
SCCBC**

**Sanction # CACC  
Track Length: 2.12 Km.**

**MISSION RACEWAY PARK  
OFFICIAL RACE RESULTS**

**OCTOBER 16-17, 2004**

**CW1**

POS	CAR	DRIVER	TOWN	MAKE	COLOUR	LAPS	O/A	CLUB/LICENSE	SPONSOR	FASTLAP
<b>GT1</b>										
1	122	Steve Paquette	N.Vancouver, BC	Porsche 930	Red	20	1	SCCBC / ASN/FIA	Korua World Class Collision / Powerhaus II	1:29.559
2	118	Larry Bell	Abbotsford, BC	Pontiac Trans-A	Silver	18	13	SCCBC / CACC	ReEntry Racing / O.K. Tire (Abbotsford) / Apple Auto Glass	1:38.326
3	57	Jeff Lowe	Burnaby, BC	Pontiac Trans-A	Black	17	17	SCCBC / CACC	Anducci's / RBS Lawyers	1:46.442
DNS	42	Howard Whitlock	N.Vancouver, BC	Chev Monte Carl	Green,White	0	DNS	SCCBC / CACC	TD Waterhouse / Airspan Helicopters	----
DNS	45	Kerry Spanier	Sannichton, BC	Porsche 911	Red	0	DNS	SCCBC / CACC		----
DNS	99	Douglas Bayley	N.Vancouver, BC	Ford Mustang GT	Blue,Orange	0	DNS	BCMA / CACC	Blue Max / Proline Collision / Snap On Tools	----
DNS	782	Doug Yip	N.Vancouver, BC	Ford Mustang	Red	0	DNS	SCCBC / CACC	Thunderbolt Engines	----
<b>GT2</b>										
1	28	Roman Kardynal	Port Coquitlam, BC	Datsun 280Z	Red	20	4	SCCBC / CACC	B & J Auto	1:33.177
<b>GTM</b>										
DNS	22	Wouter Bouman	Nanaimo, BC	Mazda RX7T	Gray	0	DNS	SCCBC / CACC	Bouman Auto / Toyo	----
<b>GTU</b>										
1	174	Robert Currie	Abbotsford, BC	Honda CRX	Yellow	19	10	SCCBC / CACC	Middlegate Honda/Profesional T	1:36.520
DNS	91	Malcom Karl	Coquitlam, BC	Honda CRX	Silver,Blk,Grn	0	DNS	SCCBC / CACC		----
<b>IP1</b>										
1	95	Peter Hamer	Sidney, BC	Porsche 944TS	Black	20	2	SCCBC / CACC	Murphy Wallbeds Victoria	1:30.017
2	70	Kevin Engelland	Kamloops, BC	Chev Camaro	White	18	12	SCCBC / CACC	Don's Auto Towing/Fountain Tir	1:40.143
3	81	Dennis Repel	N.Vancouver, BC	Camaro Iroc	Red,White	18	14	SCCBC / CACC	Canada Engines / New Planet Collision	1:42.077
4	188	Aaron Carter	Kelowna, BC	Chev Corvette	Red	17	16	SCCBC / CACC	Okanagan Covette Club	1:45.758
<b>IP2</b>										
1	72	David Stenner	Port Coquitlam, BC	Acura Integra	Silver,Blue	20	5	SCCBC / CACC	Westmount Motors / Carbotech Brakes	1:33.830
2	177	Donato DeSandoli	Nakusp, BC	Dodge Neon	White	19	8	SCCBC / CACC	Kal Tire / Kootenay Chrysler	1:37.430
3	722	Yvette Jackson	Ladner, BC	Ford Escort	Silver	19	9	SCCBC / CACC	Snap On USA	1:36.898
4	31	David Bruce-Thomas	W.Vancouver, BC	Nissan 200SX	Black	18	11	SCCBC / CACC	My Lovely Wife	1:41.183
5	310	George Kondor	Vancouver, BC	Mazda RX7	Red	18	15	SCCBC / CACC	King Racing / Oyen Wiggs Green & Mutala	1:43.086
<b>S7</b>										
1	9	Chris Hahlen	Chilliwack, BC	Mazda RX7	Red,White	20	3	SCCBC / CACC	West Coast Hot Rods	1:31.027
2	720	Ryan Ennis	N. Vancouver, BC	Mazda RX7	Black/Orange	20	6	SCCBC / CACC		1:34.517
3	26	Kim Fabbro	Maple Ridge, BC	Mazda RX7	Yellow	19	7	SCCBC / CACC	Canusa Equipment Ltd	1:36.125
DNF	56	Dave Whieldon	Port Coquitlam, BC	Mazda RX7	Yellow	9	DNF	SCCBC / CACC	Canusa Equipment Ltd	1:35.477

**TOTAL IN GROUP= 24**

COMMENTS: **Closed Wheel 1 Race**



*[Handwritten Signature]*

STEWARD: \_\_\_\_\_

**October 17, 2004 1:44:08 PM**

TIMING & SCORING: \_\_\_\_\_