

Bucket Brigade - Dash for Cash


Closed Wheel 2

Practice

Practice

Mission Raceway Park (2.12 Km)

16/10/2004 10:50 AM



(122) Steve Paquette

1	1:54.769	
2	1:27.401	-27.368
3	1:27.816	+0.415
4	1:26.894	-0.922
5	1:27.442	+0.548
6	1:26.674	-0.768
7	1:28.892	+2.218
8	1:27.485	-1.407
9	1:29.828	+2.343

(785) Fred Hendy

1	1:42.700	
2	1:36.460	-6.240
3	1:31.569	-4.891
4	1:31.247	-0.322
5	1:28.635	-2.612
6	1:29.564	+0.929
7	1:32.907	+3.343
8	1:29.782	-3.125

(174) Keith Carter

1	1:56.856	
2	1:38.811	-18.045
3	1:35.525	-3.286
4	1:42.751	+7.226
5	1:33.617	-9.134
6	1:32.938	-0.679
7	1:32.911	-0.027
8	1:31.652	-1.259

(12) WC Storms

1	1:54.900	
2	1:38.330	-16.570
3	1:35.774	-2.556
4	1:34.714	-1.060
5	1:33.084	-1.630
6	1:32.926	-0.158
7	1:34.973	+2.047
8	1:34.903	-0.070

(795) Mark Bennie

1	1:46.854	
p2	2:51.916	+1:05.062
3	1:41.177	-1:10.739
4	1:35.747	-5.430
5	1:34.697	-1.050
6	1:33.679	-1.018

(3) Chris Doodson

1	1:49.096	
2	1:40.034	-9.062
3	1:44.003	+3.969
4	1:36.601	-7.402
5	1:35.761	-0.840
6	1:34.397	-1.364
7	1:38.169	+3.772

(131) Martin Berryman

1	1:52.178	
p2	2:00.180	+8.002
3	1:41.521	-18.659
4	1:37.896	-3.625
5	1:38.786	+0.890
6	1:39.412	+0.626
7	1:36.263	-3.149
8	1:34.850	-1.413

(35) Paul Bunbury

1	1:49.710	
2	1:36.956	-12.754
3	1:34.979	-1.977
4	1:35.741	+0.762
5	1:35.274	-0.467
6	1:35.548	+0.274
7	1:35.822	+0.274

(722) Jonathan Anderson

1	1:52.054	
2	1:40.067	-11.987
3	1:43.103	+3.036
4	1:39.537	-3.566
5	1:41.732	+2.195
6	1:41.022	-0.710
7	1:38.959	-2.063
8	1:36.692	-2.267

(38) Jim Hargrove

1	1:41.225	
2	1:36.693	-4.532
p3	6:07.681	+4:30.988
4	1:40.515	-4:27.166

(90) Rob Gritten

1	2:03.530	
2	1:40.131	-23.399
3	1:39.971	-0.160
4	1:50.228	+10.257
5	1:37.478	-12.750
6	1:38.886	+1.408

7	1:57.202	+18.316
---	----------	---------

(56) Chris Manuel

1	1:47.550	
2	1:41.591	-5.959
3	1:38.730	-2.861
4	1:40.301	+1.571

(45) Kerry Spanier

1	1:54.129	
2	1:44.507	-9.622
3	1:42.861	-1.646
4	1:39.784	-3.077
5	1:42.579	+2.795
p6	3:51.351	+2:08.772

(42) Howard Whitlock

1	1:56.510	
2	1:46.441	-10.069
3	1:43.063	-3.378
4	1:40.291	-2.772
5	1:45.707	+5.416
6	1:46.855	+1.148
7	1:43.414	-3.441
8	1:39.999	-3.415

(92) Kerry Brown

1	1:56.637	
2	1:42.504	-14.133
3	1:53.272	+10.768
4	1:43.695	-9.577
5	1:47.700	+4.005
6	1:44.942	-2.758
7	1:43.682	-1.260
8	1:41.065	-2.617

(45) Daryl Simpson

1	1:57.151	
2	1:46.025	-11.126
3	1:50.309	+4.284
4	1:42.940	-7.369
5	1:43.987	+1.047
6	1:44.253	+0.266

(143) Chris Whelan

1	2:00.319	
2	1:50.151	-10.168
3	1:51.860	+1.709

(32) Pam Vidulich

1	1:55.345	
---	----------	--

(2) Roman Kardynal

(4) Derek Smith

(17) Skip Jones

(47) Lou Gruzilier

(68) Carlos Tesler-Mabe


(113) Tom Davies

Bucket Brigade - Dash for Cash

Closed Wheel 2
Qualifying - SAT
Qualify

Mission Raceway Park (2.12 Km)

16/10/2004 2:40 PM



(122) Steve Paquette

1	1:52.986	
p2	6:06.831	+4:13.845
3	1:35.798	-4:31.033
4	1:18.003	-17.795
5	1:16.759	-1.244
6	1:17.486	+0.727
7	1:17.355	-0.131
8	1:16.270	-1.085
9	1:18.387	+2.117
10	1:17.015	-1.372

(145) Kerry Spanier

p1	7:13.751	
2	1:27.787	-5:45.964
3	1:18.147	-9.640
4	1:17.456	-0.691
5	1:17.456	-0.000
6	1:17.140	-0.316
7	1:16.816	-0.324
8	1:16.705	-0.111
9	1:17.861	+1.156
10	1:19.203	+1.342

(785) Fred Hendy

1	1:29.872	
p2	6:20.621	+4:50.749
3	1:27.252	-4:53.369
4	1:20.830	-6.422
5	1:18.090	-2.740
6	1:17.279	-0.811
7	1:17.104	-0.175
8	1:17.551	+0.447
9	1:17.610	+0.059

(35) Paul Bunbury

p1	7:06.309	
2	1:31.388	-5:34.921
3	1:21.779	-9.609
4	1:22.275	+0.496
5	1:21.673	-0.602
6	1:21.483	-0.190

(42) Howard Whitlock

1	1:36.664	
p2	6:20.792	+4:44.128
3	1:34.278	-4:46.514
4	1:24.163	-10.115
5	1:21.549	-2.614
6	1:21.655	+0.106

7 1:23.911 +2.256

8	1:21.781	-2.130
9	1:27.388	+5.607
10	1:22.914	-4.474

(795) Mark Bennie

p1	6:21.824	
2	1:33.164	-4:48.660
3	1:26.740	-6.424
4	1:22.585	-4.155
5	1:23.151	+0.566
6	1:22.581	-0.570
7	1:22.482	-0.099
8	1:23.257	+0.775
9	1:24.988	+1.731

(38) Jim Hargrove

p1	6:42.223	
2	1:31.840	-5:10.383
3	1:27.106	-4.734
4	1:25.235	-1.871
5	1:22.529	-2.706
6	1:23.131	+0.602
7	1:28.813	+5.682
8	1:24.028	-4.785
9	1:23.374	-0.654

(12) WC Storms

1	1:40.324	
p2	6:23.445	+4:43.121
3	1:31.297	-4:52.148
4	1:22.579	-8.718
5	1:23.712	+1.133
6	1:22.886	-0.826
7	1:23.111	+0.225
8	1:23.000	-0.111
9	1:22.900	-0.100

(47) Lou Gruzilier

1	1:35.058	
p2	6:21.415	+4:46.357
3	1:32.268	-4:49.147
p4	2:28.621	+56.353
5	1:28.208	-1:00.413
6	1:23.048	-5.160
7	1:24.797	+1.749
8	1:24.384	-0.413
9	1:23.104	-1.280

(143) Chris Whelan

1 1:35.613

p2	6:20.628	+4:45.015
3	1:32.224	-4:48.404
4	1:25.057	-7.167
5	1:23.065	-1.992
6	1:23.671	+0.606
7	1:23.744	+0.073
8	1:26.386	+2.642
9	1:25.799	-0.587
10	1:24.726	-1.073

(174) Keith Carter

p1	8:33.156	
2	1:32.800	-7:00.356
3	1:25.768	-7.032
4	1:24.642	-1.126
5	1:23.803	-0.839
6	1:35.373	+11.570
7	1:23.263	-12.110
8	1:23.406	+0.143
9	1:38.369	+14.963

(56) Chris Manuel

1	1:36.165	
p2	6:21.825	+4:45.660
3	1:33.291	-4:48.534
4	1:26.156	-7.135
5	1:25.978	-0.178
6	1:26.104	+0.126
7	1:26.861	+0.757
8	1:25.235	-1.626
9	1:25.598	+0.363
10	1:26.618	+1.020

(68) Carlos Tesler-Mabe

1	1:37.242	
p2	6:21.933	+4:44.691
3	1:37.548	-4:44.385
4	1:30.220	-7.328
5	1:27.040	-3.180
6	1:26.371	-0.669
7	1:25.351	-1.020
8	1:26.612	+1.261
9	1:26.018	-0.594
10	1:26.816	+0.798

(17) Skip Jones

p1	7:12.231	
2	1:37.816	-5:34.415
3	1:25.758	-12.058

4 1:25.597 -0.161

5	1:25.445	-0.152
6	1:33.895	+8.450
7	1:26.150	-7.745
8	1:27.004	+0.854
9	1:27.475	+0.471

(45) Daryl Simpson

p2	6:19.203	+4:42.282
3	1:34.165	-4:45.038
4	1:26.284	-7.881
5	1:26.069	-0.215
6	1:26.190	+0.121
7	1:26.534	+0.344
8	1:26.288	-0.246
9	1:26.214	-0.074
10	1:26.029	-0.185

(131) Martin Berryman

p1	7:14.644	
2	1:35.246	-5:39.398
3	1:30.811	-4.435
4	1:27.087	-3.724
5	1:27.485	+0.398
6	1:35.025	+7.540
7	1:28.028	-6.997
8	1:27.866	-0.162
9	1:27.675	-0.191

(722) Jonathan Anderson

1	1:36.252	
p2	6:18.514	+4:42.262
3	1:34.876	-4:43.638
4	1:43.308	+8.432
5	1:27.868	-15.440
6	1:28.973	+1.105
7	1:27.774	-1.199
8	1:27.193	-0.581
9	1:29.789	+2.596

(90) Rob Gritten

1	1:37.465	
p2	6:19.019	+4:41.554
3	1:34.859	-4:44.160
4	1:31.518	-3.341
5	1:28.109	-3.409
6	1:27.958	-0.151
7	1:28.054	+0.096
8	1:27.509	-0.545

(32) Pam Vidulich

1	1:39.869	
p2	6:18.702	+4:38.833
3	1:36.447	-4:42.255
4	1:33.862	-2.585
5	1:31.402	-2.460
6	1:30.463	-0.939
7	1:30.341	-0.122
8	1:30.464	+0.123
9	1:33.789	+3.325

(92) Kerry Brown

1	1:46.452	
p2	6:16.225	+4:29.773
3	1:43.768	-4:32.457
4	1:34.609	-9.159
5	1:34.439	-0.170

(2) Roman Kardynal

(3) Chris Doodson

(4) Derek Smith

(113) Tom Davies

**BUCKET BRIGADE'S DASH FOR CASH WEEKEND
SCCBC**

Sanction # **CACC**
Track Length: **2.12 Km.**

**MISSION RACEWAY PARK
OFFICIAL QUALIFYING RESULTS**

OCTOBER 16-17, 2004

CW2

POS	CAR	DRIVER	TOWN	MAKE	COLOUR	CLASS	CLUB/LICENS	SPONSOR	2nd Best Tim	Best Time
1	122	Steve Paquette	N. Vancouver, BC	Porsche 930	Red	GTO	SCCBC / ASN/FI	Korua World Class Collision	1:16.759	1:16.270
2	145	Kerry Spanier	Sannichton, BC	Porsche 911	Red	GTM	SCCBC / CACC		1:16.816	1:16.705
3	785	Fred Hendy	Garibaldi Highlands, BC	Ford Sierra RS	Red, Yellow	GTO	SCCBC / CACC	Automotive Training Centre / Sea to Sky Collis	1:17.279	1:17.104
4	35	Paul Bunbury	Whistler, BC	Honda CRX	Yellow, Black	GT4	SCCBC / CACC	Forks Café / Whistler Excavations	1:21.673	1:21.483
5	42	Howard Whitlock	N. Vancouver, BC	Chev Monte Carlo	Green, White	GTO	SCCBC / CACC	TD Waterhouse / Airspan Helicopters	1:21.655	1:21.549
6	795	Mark Bennie	Nanaimo, BC	Mazda RX7	Silver	GTO	SCCBC / CACC	Strictly Racing / Pacific Oceaneering Design	1:22.581	1:22.482
7	38	Jim Hargrove	Surrey, BC	Honda Civic	Black, Red	GT5	SCCBC / CACC	Analytic Systems / Surrey Honda / Dunlop Aut	1:23.131	1:22.529
8	12	WC Storms	Maple Ridge, BC	Honda CRX	Red/White	P3	SCCBC / ICSCC	Stormpower	1:22.886	1:22.579
9	47	Lou Gruzilier	Belcarra, BC	Ford Merker	Green	GTO	SCCBC / CACC	Stargate Atlantis, TMF	1:23.104	1:23.048
10	143	Chris Whelan	Port Coquitlam, BC	Datsun 510	Yellow	GTM	SCCBC / CACC	Best Choice Car & Truck Rental	1:23.671	1:23.065
11	174	Keith Carter	Surrey, BC	Honda CRX	Yellow	IP3	SCCBC / CACC	A-Z Europe Auto Care	1:23.406	1:23.263
12	56	Chris Manuel	Abbotsford, BC	Chev Camaro	Red	GTO	SCCBC / CACC	Pacific Roll Bending / Fram Filters / C.J. Auto C	1:25.598	1:25.235
13	68	Carlos Tesler-Mabe	Vancouver, BC	Acura Type R	White, Yellow	IP3	CSCC / WCMA	Driver's Edge / Silverhill Acura	1:26.018	1:25.351
14	17	Skip Jones	Seattle, WA	Datsun 510	Yellow	GT4	IRDC / ICSCC	Shore West Realty Associates	1:25.597	1:25.445
15	45	Daryl Simpson	Burnaby, BC	Honda CRX	Blue	IP3	SCCBC / ICSCC		1:26.069	1:26.029
16	131	Martin Berryman	Pitt Meadows, BC	Suzuki Swift GTi	White, Orange	IP3	SCCBC / CACC		1:27.485	1:27.087
17	722	Jonathan Anderson	Ladner, BC	Ford Escort	Silver	GTM	SCCBC / CACC	Snap On USA	1:27.774	1:27.193
18	90	Rob Gritten	W. Vancouver, BC	Honda CRX	Blue, Yellow	GT4	SCCBC / CACC		1:27.895	1:27.509
19	32	Pam Vidulich	Delta, BC	Honda CRX	Red	IP3	SCCBC / CACC	Karmart / Sterling Autobody	1:30.463	1:30.341
20	92	Kerry Brown	Garibaldi Highlands, BC	Suzuki Forsa	Red, Wht, Blue	IP3	SCCBC / CACC		1:34.609	1:34.439
21	2	Roman Kardynal	Port Coquitlam, BC	Datsun 280Z	Red	GTM	SCCBC / CACC	B & J Auto	----	----
22	3	Chris Doodson	Maple Ridge, BC	Honda Civic	Blue	GT4	SCCBC / CACC	T & T Parts / Mindy	----	----
23	4	Derek Smith	Langley, BC	Ford Merkur XR8	White	GTO	SCCBC / CACC	Cel-Com / Allwest / Kal-Tire / Edmonds Batter	----	----
24	113	Tom Davies	W. Vancouver, BC	Honda CRX	Blk, Orange	IP3	SCCBC / CACC	Nixon Automotive	----	----

COMMENTS: **Closed Wheel 2 - Qualifying Saturday
Are we having fun yet?**



STEWARD: _____

16/10/2004 3:19:07 PM


TIMING & SCORING: _____

Bucket Brigade - Dash for Cash

Closed Wheel 2
Qualifying - SUN
Qualify

Mission Raceway Park (2.12 Km)

17/10/2004 10:30 AM



(122) Steve Paquette

1	1:38.489	
2	1:29.362	-9.127
3	1:29.699	+0.337
4	1:28.587	-1.112
5	1:29.132	+0.545
p6	2:30.013	+1:00.881
p7	2:27.301	-2.712
8	1:30.311	-56.990

(785) Fred Hendy

1	1:41.463	
2	1:33.277	-8.186
3	1:31.443	-1.834
4	1:31.603	+0.160
5	1:31.128	-0.475
6	1:30.221	-0.907
7	1:33.477	+3.256
8	1:29.667	-3.810
9	1:29.395	-0.272

(3) Chris Doodson

1	1:45.150	
2	1:38.495	-6.655
3	1:36.945	-1.550
4	1:35.222	-1.723
5	1:33.819	-1.403
6	1:43.879	+10.060
7	1:36.176	-7.703
8	1:35.963	-0.213

(12) WC Storms

1	1:49.105	
2	1:35.986	-13.119
3	1:35.775	-0.211
4	1:35.333	-0.442
5	1:35.825	+0.492
6	1:34.937	-0.888
7	1:34.764	-0.173
8	1:34.228	-0.536
9	1:34.301	+0.073

(174) Keith Carter

1	1:47.138	
2	1:36.842	-10.296
3	1:35.650	-1.192
4	1:35.417	-0.233
5	1:36.221	+0.804
6	1:35.466	-0.755
7	1:34.871	-0.595

8	1:34.724	-0.147
9	1:35.599	+0.875

(131) Martin Berryman

p1	2:02.998	
2	1:45.569	-17.429
3	1:38.342	-7.227
4	1:38.335	-0.007
5	1:37.185	-1.150
6	1:36.338	-0.847
7	1:35.816	-0.522
8	1:36.199	+0.383

(145) Kerry Spanier

1	1:48.602	
2	1:38.271	-10.331
3	1:38.206	-0.065
4	1:40.468	+2.262
5	1:41.159	+0.691
6	1:38.701	-2.458
7	1:38.375	-0.326
8	1:37.866	-0.509

(35) Paul Bunbury

1	1:55.118	
p2	3:47.871	+1:52.753
3	1:47.137	-2:00.734
4	1:37.928	-9.209

(722) Jonathan Anderson

1	1:51.791	
2	1:40.927	-10.864
3	1:39.888	-1.039
4	1:38.216	-1.672
5	1:37.949	-0.267
6	1:38.470	+0.521
7	1:38.841	+0.371
8	2:00.524	+21.683

(188) Greg Carter

1	1:49.583	
2	1:40.243	-9.340
3	1:39.787	-0.456
4	1:39.067	-0.720
5	1:43.840	+4.773
6	1:38.862	-4.978
7	1:41.264	+2.402
8	1:39.687	-1.577

(32) Pam Vidulich

1	1:59.500	
2	1:48.741	-10.759
3	1:46.040	-2.701
4	1:45.965	-0.075
5	1:48.542	+2.577
6	1:46.310	-2.232
7	1:45.190	-1.120
8	1:44.790	-0.400

(92) Kerry Brown

1	2:00.413	
---	----------	--

(2) Roman Kardynal

(4) Derek Smith

(17) Skip Jones

(38) Jim Hargrove

(42) Howard Whitlock

(45) Daryl Simpson

(47) Lou Gruzilier

(56) Chris Manuel

(68) Carlos Tesler-Mabe

(90) Rob Gritten

(113) Tom Davies

(143) Chris Whelan

(795) Mark Bennie

**BUCKET BRIGADE'S DASH FOR CASH WEEKEND
SCCBC**

Sanction # **CACC**
Track Length: **2.12 Km.**

**MISSION RACEWAY PARK
COMBINED QUALIFYING RESULTS**

OCTOBER 16-17, 2004

CW2

POS	CAR	DRIVER	TOWN	MAKE	COLOUR	CLASS	CLUB/LICENS	SPONSOR	2nd Best Tim	Best Time
1	122	Steve Paquette	N. Vancouver, BC	Porsche 930	Red	GTO	SCCBC / ASN/FI	Korua World Class Collision	1:16.759	1:16.270
2	145	Kerry Spanier	Sannichton, BC	Porsche 911	Red	GTM	SCCBC / CACC		1:16.816	1:16.705
3	785	Fred Hendy	Garibaldi Highlands, BC	Ford Sierra RS	Red, Yellow	GTO	SCCBC / CACC	Automotive Training Centre / Sea to Sky Collis	1:17.279	1:17.104
4	35	Paul Bunbury	Whistler, BC	Honda CRX	Yellow, Black	GT4	SCCBC / CACC	Forks Café / Whistler Excavations	1:21.673	1:21.483
5	42	Howard Whitlock	N. Vancouver, BC	Chev Monte Carlo	Green, White	GTO	SCCBC / CACC	TD Waterhouse / Airspan Helicopters	1:21.655	1:21.549
6	795	Mark Bennie	Nanaimo, BC	Mazda RX7	Silver	GTO	SCCBC / CACC	Strictly Racing / Pacific Oceaneering Design	1:22.581	1:22.482
7	38	Jim Hargrove	Surrey, BC	Honda Civic	Black, Red	GT5	SCCBC / CACC	Analytic Systems / Surrey Honda / Dunlop Aut	1:23.131	1:22.529
8	12	WC Storms	Maple Ridge, BC	Honda CRX	Red/White	P3	SCCBC / ICSCC	Stormpower	1:22.886	1:22.579
9	47	Lou Gruzilier	Belcarra, BC	Ford Merker	Green	GTO	SCCBC / CACC	Stargate Atlantis, TMF	1:23.104	1:23.048
10	143	Chris Whelan	Port Coquitlam, BC	Datsun 510	Yellow	GTM	SCCBC / CACC	Best Choice Car & Truck Rental	1:23.671	1:23.065
11	174	Keith Carter	Surrey, BC	Honda CRX	Yellow	IP3	SCCBC / CACC	A-Z Europe Auto Care	1:23.406	1:23.263
12	56	Chris Manuel	Abbotsford, BC	Chev Camaro	Red	GTO	SCCBC / CACC	Pacific Roll Bending / Fram Filters / C.J. Auto C	1:25.598	1:25.235
13	68	Carlos Tesler-Mabe	Vancouver, BC	Acura Type R	White, Yellow	IP3	CSCC / WCMA	Driver's Edge / Silverhill Acura	1:26.018	1:25.351
14	17	Skip Jones	Seattle, WA	Datsun 510	Yellow	GT4	IRDC / ICSCC	Shore West Realty Associates	1:25.597	1:25.445
15	45	Daryl Simpson	Burnaby, BC	Honda CRX	Blue	IP3	SCCBC / ICSCC		1:26.069	1:26.029
16	131	Martin Berryman	Pitt Meadows, BC	Suzuki Swift GTi	White, Orange	IP3	SCCBC / CACC		1:27.485	1:27.087
17	722	Jonathan Anderson	Ladner, BC	Ford Escort	Silver	GTM	SCCBC / CACC	Snap On USA	1:27.774	1:27.193
18	90	Rob Gritten	W. Vancouver, BC	Honda CRX	Blue, Yellow	GT4	SCCBC / CACC		1:27.895	1:27.509
19	32	Pam Vidulich	Delta, BC	Honda CRX	Red	IP3	SCCBC / CACC	Karmart / Sterling Autobody	1:30.463	1:30.341
20	3	Chris Doodson	Maple Ridge, BC	Honda Civic	Blue	GT4	SCCBC / CACC	T & T Parts / Mindy	1:35.222	1:33.819
21	92	Kerry Brown	Garibaldi Highlands, BC	Suzuki Forsa	Red, Wht, Blue	IP3	SCCBC / CACC		1:34.609	1:34.439
22	188	Greg Carter	Kelowna, BC	Chev Corvette	Red	GTO	SCCBC / CACC	Okanagan Corvette Club	1:39.067	1:38.862
23	2	Roman Kardynal	Port Coquitlam, BC	Datsun 280Z	Red	GTM	SCCBC / CACC	B & J Auto	----	----
24	4	Derek Smith	Langley, BC	Ford Merkur XR8	White	GTO	SCCBC / CACC	Cel-Com / Allwest / Kal-Tire / Edmonds Batter	----	----
25	113	Tom Davies	W. Vancouver, BC	Honda CRX	Blk, Orange	IP3	SCCBC / CACC	Nixon Automotive	----	----

COMMENTS: **Closed Wheel 2 Combined Qualifying**



STEWARDS: _____

17/10/2004 10:50:31 AM

TIMING & SCORING: _____

Bucket Brigade - Dash for Cash


Closed Wheel 2

Race

Race

Mission Raceway Park (2.12 Km)

17/10/2004 2:15 PM



(122) Steve Paquette

0	2:47.686	
1	1:31.235	-1:16.451
2	1:29.480	-1.755
3	1:29.853	+0.373
4	1:32.891	+3.038
5	1:32.437	-0.454
6	1:30.620	-1.817
7	1:30.494	-0.126
8	1:31.235	+0.741
9	1:31.891	+0.656
10	1:32.599	+0.708
11	1:31.891	-0.708
12	1:31.526	-0.365
13	1:31.696	+0.170
14	1:30.330	-1.366
15	1:28.932	-1.398
16	1:29.939	+1.007
17	1:28.178	-1.761

(35) Paul Bunbury

0	2:46.449	
1	1:33.500	-1:12.949
2	1:32.348	-1.152
3	1:32.397	+0.049
4	1:32.063	-0.334
5	1:34.121	+2.058
6	1:31.787	-2.334
7	1:31.770	-0.017
8	1:32.516	+0.746
9	1:32.946	+0.430
10	1:31.927	-1.019
11	1:30.902	-1.025
12	1:32.550	+1.648
13	1:30.879	-1.671
14	1:32.115	+1.236
15	1:31.280	-0.835
16	1:32.499	+1.219
17	1:32.769	+0.270

(38) Jim Hargrove

0	2:45.352	
1	1:33.989	-1:11.363
2	1:32.911	-1.078
3	1:33.072	+0.161
4	1:32.665	-0.407
5	1:33.281	+0.616
6	1:32.414	-0.867
7	1:32.202	-0.212
8	1:32.546	+0.344

(12) WC Storms

0	2:44.597	
1	1:35.296	-1:09.301
2	1:34.408	-0.888
3	1:33.759	-0.649
4	1:33.908	+0.149
5	1:33.982	+0.074
6	1:33.525	-0.457
7	1:33.442	-0.083
8	1:33.214	-0.228
9	1:33.227	+0.013
10	1:33.660	+0.433
11	1:33.156	-0.504
12	1:33.460	+0.304
13	1:34.014	+0.554
14	1:34.332	+0.318
15	1:34.339	+0.007
16	1:33.849	-0.490
17	1:43.792	+9.943

(174) Keith Carter

0	2:42.306	
1	1:34.548	-1:07.758
2	1:33.975	-0.573
3	1:33.828	-0.147
4	1:33.895	+0.067
5	1:33.967	+0.072
6	1:33.763	-0.204
7	1:35.718	+1.955
8	1:34.194	-1.524
9	1:33.966	-0.228
10	1:34.323	+0.357
11	1:33.486	-0.837
12	1:33.933	+0.447
13	1:33.828	-0.105
14	1:34.871	+1.043
15	1:33.948	-0.923
16	1:42.499	+8.551
17	1:34.129	-8.370

(3) Chris Doodson

0	2:38.136	
1	1:37.796	-1:00.340
2	1:34.273	-3.523
3	1:33.631	-0.642
4	1:33.558	-0.073
5	1:34.093	+0.535
6	1:34.246	+0.153
7	1:33.269	-0.977
8	1:32.694	-0.575
9	1:33.401	+0.707
10	1:34.779	+1.378
11	1:32.811	-1.968
12	1:32.480	-0.331
13	1:32.452	-0.028
14	1:34.631	+2.179
15	1:33.696	-0.935
16	1:43.293	+9.597
17	1:33.182	-10.111

(145) Kerry Spanier

0	2:33.948	
1	1:43.736	-50.212
2	1:35.600	-8.136
3	1:35.101	-0.499
4	1:35.178	+0.077
5	1:35.735	+0.557
6	1:34.579	-1.156
7	1:36.250	+1.671
8	1:36.189	-0.061
9	1:34.408	-1.781
10	1:34.859	+0.451
11	1:35.078	+0.219
12	1:36.013	+0.935
13	1:35.594	-0.419
14	1:35.041	-0.553
15	1:35.334	+0.293
16	1:34.873	-0.461
17	1:36.957	+2.084

(131) Martin Berryman

0	2:40.229	
1	1:41.242	-58.987
2	1:36.936	-4.306
3	1:36.790	-0.146
4	1:35.749	-1.041
5	1:35.560	-0.189
6	1:37.021	+1.461
7	1:36.814	-0.207
8	1:38.486	+1.672

(722) Jonathan Anderson

0	2:35.894	
1	1:47.632	-48.262
2	1:37.611	-10.021
3	1:38.776	+1.165
4	1:38.394	-0.382
5	1:36.931	-1.463
6	1:36.089	-0.842
7	1:37.619	+1.530
8	1:35.751	-1.868
9	1:36.820	+1.069
10	1:35.560	-1.260
11	1:36.100	+0.540
12	1:39.746	+3.646
13	1:38.685	-1.061
14	1:38.713	+0.028
15	1:39.401	+0.688
16	1:37.270	-2.131

(92) Kerry Brown

0	2:37.491	
1	1:51.434	-46.057
2	1:47.228	-4.206
3	1:44.181	-3.047
4	1:43.468	-0.713
5	1:43.525	+0.057
6	1:44.098	+0.573
7	1:45.933	+1.835
8	1:46.526	+0.593
9	1:46.142	-0.384
10	1:45.799	-0.343
11	1:45.502	-0.297
12	1:43.598	-1.904
13	1:45.802	+2.204
14	1:46.428	+0.626
15	1:44.354	-2.074

(32) Pam Vidulich

0	2:39.792	
1	1:50.284	-49.508
2	1:43.442	-6.842

(56) Chris Manuel

0	2:42.936	
1	2:03.165	-39.771
2	1:58.659	-4.506
3	1:58.353	-0.306
4	2:00.320	+1.967
5	1:57.497	-2.823
6	2:02.817	+5.320
7	2:01.227	-1.590
8	1:57.681	-3.546
9	1:57.074	-0.607
10	1:57.888	+0.814
11	1:56.357	-1.531
12	1:59.516	+3.159
13	1:59.496	-0.020

(17) Skip Jones

0	2:08.828	
1	1:47.965	-20.863
2	1:48.119	+0.154
3	1:48.804	-1.315
4	1:47.134	+0.330
5	1:45.492	-1.642
6	1:46.800	+1.308
7	1:48.495	+1.695
8	1:44.901	-3.594
9	1:46.245	+1.344

(45) Daryl Simpson

0	2:41.454	
1	1:57.591	-43.863
2	1:50.294	-7.297
3	1:43.109	-7.185
4	1:43.133	+0.024
5	1:41.500	-1.633
6	1:42.742	+1.242

Chief of Timing & Scoring:
Date:
Signed:



Bucket Brigade - Dash for Cash

Closed Wheel 2

Mission Raceway Park (2.12 Km)

Race

Race

17/10/2004 2:15 PM

7	1:40.726	-2.016
8	1:41.986	+1.260
9	1:41.981	-0.005
10	1:40.297	-1.684
11	1:42.328	+2.031
12	1:41.140	-1.188

(2) Roman Kardynal

(4) Derek Smith

(42) Howard Whitlock

(47) Lou Gruzilier

(68) Carlos Tesler-Mabe

(90) Rob Gritten

(113) Tom Davies

(143) Chris Whelan

(188) Greg Carter

(785) Fred Hendy

(795) Mark Bennie

Printed: 17/10/2004 03:08:25 PM

Licensed to: SCCBC

Chief of Timing & Scoring:

Date:

Signed:



www.amb-it.com
Orbits 1.0



**BUCKET BRIGADE'S DASH FOR CASH WEEKEND
SCCBC**

**Sanction # CACC
Track Length: 2.12 Km.**

**MISSION RACEWAY PARK
OFFICIAL RACE RESULTS**

OCTOBER 16-17, 2004

CW2

POS	CAR	DRIVER	TOWN	MAKE	COLOUR	LAPS	O/A	CLUB/LICENSE	SPONSOR	FASTLAP
GT4										
1	35	Paul Bunbury	Whistler, BC	Honda CRX	Yellow,Black	17	2	SCCBC / CACC	Forks Café / Whistler Excavations	1:30.879
2	3	Chris Doodson	Maple Ridge, BC	Honda Civic	Blue	17	6	SCCBC / CACC	T & T Parts / Mindy	1:32.452
3	17	Skip Jones	Seattle, WA	Datsun 510	Yellow	10	13	IRDC / ICSCC	Shore West Realty Associates	1:44.901
DNS	90	Rob Gritten	W.Vancouver, BC	Honda CRX	Blue,Yellow	0	DNS	SCCBC / CACC		----
GT5										
1	38	Jim Hargrove	Surrey, BC	Honda Civic	Black,Red	17	3	SCCBC / CACC	Analytic Systems / Surrey Honda / Dunlop Auto	1:31.064
GTM										
1	145	Kerry Spanier	Sannichton, BC	Porsche 911	Red	17	7	SCCBC / CACC		1:34.408
2	722	Jonathan Anderson	Ladner, BC	Ford Escort	Silver	16	9	SCCBC / CACC	Snap On USA	1:35.560
DNS	2	Roman Kardynal	Port Coquitlam, BC	Datsun 280Z	Red	0	DNS	SCCBC / CACC	B & J Auto	----
DNS	143	Chris Whelan	Port Coquitlam, BC	Datsun 510	Yellow	0	DNS	SCCBC / CACC	Best Choice Car & Truck Rental	----
GTO										
1	122	Steve Paquette	N. Vancouver, BC	Porsche 930	Red	17	1	SCCBC / ASN/FIA	Korua World Class Collision	1:28.178
2	56	Chris Manuel	Abbotsford, BC	Chev Camaro	Red	13	12	SCCBC / CACC	Pacific Roll Bending / Fram Filters / C.J. Auto Center	1:56.357
DNS	4	Derek Smith	Langley, BC	Ford Merkur XR8	White	0	DNS	SCCBC / CACC	Cel-Com / Allwest / Kal-Tire / Edmonds Battery	----
DNS	42	Howard Whitlock	N.Vancouver, BC	Chev Monte Carl	Green,White	0	DNS	SCCBC / CACC	TD Waterhouse / Airspan Helicopters	----
DNS	47	Lou Gruzilier	Belcarra, BC	Ford Merker	Green	0	DNS	SCCBC / CACC	Stargate Atlantis, TMF	----
DNS	188	Greg Carter	Kelowna, BC	Chev Corvette	Red	0	DNS	SCCBC / CACC	Okanagan Corvette Club	----
DNS	785	Fred Hendy	Garibaldi Highlands, BC	Ford Sierra RS	Red,Yellow	0	DNS	SCCBC / CACC	Automotive Training Centre / Sea to Sky Collision	----
DNS	795	Mark Bennie	Nanaimo, BC	Mazda RX7	Silver	0	DNS	SCCBC / CACC	Strictly Racing / Pacific Oceaneering Design	----
IP3										
1	12	WC Storms	Maple Ridge, BC	Honda CRX	Red/White	17	4	SCCBC / ICSCC	Stormpower	1:33.156
2	174	Keith Carter	Surrey, BC	Honda CRX	Yellow	17	5	SCCBC / CACC	A-Z Europe Auto Care	1:33.486
3	131	Martin Berryman	Pitt Meadows, BC	Suzuki Swift GTi	White,Orange	16	8	SCCBC / CACC		1:34.803
4	92	Kerry Brown	Garibaldi Highlands, BC	Suzuki Forsa	Red,Wht,Blue	15	10	SCCBC / CACC		1:43.468
5	32	Pam Vidulich	Delta, BC	Honda CRX	Red	15	11	SCCBC / CACC	Karmart / Sterling Autobody	1:40.794
DNF	45	Daryl Simpson	Burnaby, BC	Honda CRX	Blue	12	DNF	SCCBC / ICSCC		1:40.297
DNS	68	Carlos Tesler-Mabe	Vancouver, BC	Acura Type R	White,Yellow	0	DNS	CSCC / WCMA	Driver's Edge / Silverhill Acura	----
DNS	113	Tom Davies	W.Vancouver, BC	Honda CRX	Blk,Orange	0	DNS	SCCBC / CACC	Nixon Automotive	----

TOTAL IN GROUP= 25

COMMENTS: **Closed Wheel 2 Race
Revised - Car 12 listed in IP3 instead of P3**



[Handwritten Signature]

STEWARD: _____

October 17, 2004 4:47:02 PM

TIMING & SCORING: _____