

Bucket Brigade - Dash for Cash


Dash for Cash

Practice

Practice

Mission Raceway Park (2.12 Km)

16/10/2004 9:00 AM



(9) Chris Hahlen

p1	4:28.825	
2	1:42.780	-2:46.045
3	1:35.798	-6.982
4	1:34.748	-1.050
5	1:35.940	+1.192
6	1:37.033	+1.093
7	1:36.997	-0.036

(10) Mike Goertz Tom Davies

1	1:59.260	
2	1:40.997	-18.263
3	1:37.245	-3.752
4	1:38.420	+1.175
5	1:35.641	-2.779
6	1:42.708	+7.067
7	1:40.974	-1.734
8	1:41.155	+0.181

(3) Chris Doodson

1	2:30.001	
2	1:43.584	-46.417
3	1:38.257	-5.327
4	1:38.063	-0.194
5	1:36.234	-1.829
6	1:37.624	+1.390
7	1:39.808	+2.184

(56) Dave Whieldon

1	2:00.551	
2	1:45.679	-14.872
3	1:40.609	-5.070
4	1:38.122	-2.487
5	1:36.769	-1.353
6	1:43.902	+7.133
7	1:40.960	-2.942
8	1:41.956	+0.996

(38) Jim Hargrove

1	1:50.791	
2	1:40.229	-10.562
3	1:37.177	-3.052
4	1:36.995	-0.182
5	1:38.427	+1.432
6	1:37.887	-0.540

(72) David Stenner

1	1:57.155	
2	1:42.448	-14.707
3	1:39.133	-3.315

4	1:38.695	-0.438
5	1:38.941	+0.246
6	1:40.430	+1.489
7	1:40.681	+0.251
8	1:39.821	-0.860

(22) Wouter Bouman Mark Bennie

1	5:20.506	
2	1:38.894	-3:41.612
3	1:41.299	+2.405

(32) Bob Williams Pam Vidulich

1	1:55.881	
2	1:42.949	-12.932
3	1:40.056	-2.893
4	1:43.240	+3.184
5	1:43.923	+0.683
6	1:48.121	+4.198
7	1:53.588	+5.467

(131) Martin Berryman

1	1:55.080	
2	1:43.490	-11.590
3	1:40.336	-3.154
4	1:42.441	+2.105
5	1:42.116	-0.325
6	1:40.538	-1.578
7	1:42.786	+2.248

(45) Kerry Spanier Mike Redpath

1	1:54.141	
2	1:43.027	-11.114
3	1:42.251	-0.776
4	1:44.449	+2.198
5	1:48.543	+4.094
6	1:45.288	-3.255

(26) Kim Fabbro

1	1:58.658	
2	1:47.420	-11.238
3	1:47.417	-0.003
4	1:48.876	+1.459
5	1:44.112	-4.764
6	1:47.695	+3.583
7	1:48.267	+0.572

(122) Steve Paquette

1	1:55.874	
2	1:46.589	-9.285
3	1:46.709	+0.120

(143) Scott Brodie Chris Whelan

1	1:57.850	
p2	4:52.074	+2:54.224
3	1:56.896	-2:55.178

(795) Mark Bennie Lawrie Watters

1	2:04.423	
---	----------	--

(68) Carlos Tesler-Mabe

(0) Steve Paquette

(31) David Bruce-Thomas

(36) Mike Kaerne Ray Stec

(57) Jeff Lowe

(90) Rob Gritten Keith Robinson

(91) Malcon Karl Lorenzo Costanti

(95) Peter Hamer

(310) George Kondor

(311) Martin Berryman


(782) Doug Yip

Bucket Brigade - Dash for Cash

Dash for Cash Qualifying - AM Qualify

Mission Raceway Park (2.12 Km)

16/10/2004 11:15 AM



(122) Steve Paquette

1	1:37.704	
2	1:27.310	-10.394
3	1:24.989	-2.321
4	1:25.751	+0.762
5	1:25.700	-0.051
6	1:28.643	+2.943
7	1:28.079	-0.564

(8) Ian Wood

1	1:37.189	
2	1:33.185	-4.004
3	1:30.602	-2.583
4	1:29.913	-0.689

(95) Peter Hamer

1	1:40.145	
2	1:31.257	-8.888
3	1:30.804	-0.453
4	1:30.927	+0.123
5	1:31.401	+0.474
6	1:35.136	+3.735

(36) Mike Kaerne Ray Stec

1	1:43.411	
2	1:32.225	-11.186
3	1:31.676	-0.549
4	1:32.211	+0.535
5	1:32.529	+0.318

(131) Martin Berryman

1	1:42.164	
2	1:38.092	-4.072
3	1:34.618	-3.474
4	1:33.602	-1.016
5	1:37.165	+3.563
6	1:35.042	-2.123

(56) Dave Whieldon

1	1:41.880	
2	1:37.709	-4.171
3	1:34.043	-3.666
4	1:35.105	+1.062
5	1:37.442	+2.337
6	1:33.729	-3.713

(10) Mike Goertz Tom Davies

1	1:42.564	
2	1:36.280	-6.284
3	1:33.926	-2.354

4	1:34.153	+0.227
5	1:35.192	+1.039
6	1:43.530	+8.338

(72) David Stenner

1	1:44.667	
2	1:36.452	-8.215
3	1:35.766	-0.686
4	1:33.992	-1.774
5	1:34.073	+0.081
6	1:34.659	+0.586

(45) Kerry Spanier Mike Redpath

1	1:42.313	
2	1:35.581	-6.732
3	1:34.088	-1.493
4	1:35.508	+1.420
5	1:35.643	+0.135
6	1:35.668	+0.025

(38) Jim Hargrove

1	1:41.249	
2	1:34.517	-6.732

(3) Chris Doodson

1	1:40.314	
2	1:38.398	-1.916
3	1:35.288	-3.110
4	1:34.607	-0.681
5	1:36.102	+1.495

(174) Keith Carter

1	1:37.633	
2	1:35.282	-2.351
p3	2:17.756	+42.474
4	2:15.124	-2.632
5	1:36.023	-39.101

(26) Kim Fabbro

1	1:41.234	
2	1:41.856	+0.622
3	1:36.963	-4.893
4	1:35.650	-1.313
5	1:36.590	+0.940

(9) Chris Hahlen

1	1:42.502	
2	1:36.614	-5.888
p3	3:18.817	+1:42.203
4	1:45.442	-1:33.375

5	1:37.283	-8.159
---	----------	--------

(310) George Kondor

1	1:45.529	
2	1:38.342	-7.187
3	1:36.621	-1.721
4	1:38.399	+1.778
5	1:39.691	+1.292
6	1:39.589	-0.102

(31) David Bruce-Thomas

1	1:45.583	
2	1:37.811	-7.772
3	1:38.548	+0.737
4	1:38.158	-0.390
5	1:38.521	+0.363

(90) Rob Gritten Keith Robinson

1	1:42.667	
p2	2:13.682	+31.015
3	1:40.117	-33.565
4	2:02.926	+22.809
5	1:38.005	-24.921

(57) Jeff Lowe

1	1:45.063	
2	1:41.574	-3.489
3	1:39.167	-2.407
4	1:38.066	-1.101
5	1:41.302	+3.236
6	1:43.793	+2.491

(32) Bob Williams Pam Vidulich

1	1:46.028	
2	1:39.462	-6.566
3	1:42.082	+2.620
4	1:39.260	-2.822
5	1:44.119	+4.859
6	1:43.572	-0.547

(22) Wouter Bouman Mark Bennie

1	1:50.095	
p2	2:29.009	+38.914
3	1:42.228	-46.781

(143) Scott Brodie Chris Whelan

p1	3:06.802	
2	1:45.409	-1:21.393
p3	2:30.192	+44.783
4	1:43.697	-46.495

(0) Steve Paquette

(68) Carlos Tesler-Mabe

(91) Malcon Karl Lorenzo Costanti

(311) Martin Berryman

(782) Doug Yip

(795) Mark Bennie Lawrie Watters

**BUCKET BRIGADE'S DASH FOR CASH WEEKEND
SCCBC**

Sanction # **CACC**
Track Length: **2.12 Km.**

**MISSION RACEWAY PARK
OFFICIAL QUALIFYING RESULTS**

OCTOBER 16-17, 2004

DASH

POS	CAR	DRIVER	TOWN	MAKE	COLOUR	CLASS	CLUB/LICENS	SPONSOR	2nd Best Tim	Best Time
1	122	Steve Paquette	N.Vancouver, BC	Porsche 930	Red	P1	SCCBC / ASN/FI	Korua World Class Collision	1:25.700	1:24.989
2	8	Ian Wood	Burnaby, BC	Rawlson CR11	Blue/Orange	P1	SCCBC / CACC	I.W.E. Rear Ends Only	1:30.602	1:29.913
3	95	Peter Hamer	Sidney, BC	Porsche 944TS	Black	P2	SCCBC / CACC	Murphy Wallbeds Victoria	1:30.927	1:30.804
4	36	Mike Kaerne Ray Stec	Pitt Meadows/Burnaby,	Royale RP37	Red	P1	SCCBC / CACC	Hollynorth Productions	1:32.211	1:31.676
5	131	Martin Berryman	Pitt Meadows, BC	Suzuki Swift GTi	White,Orange	P3	SCCBC / CACC		1:34.618	1:33.602
6	56	Dave Whieldon	Port Coquitlam, BC	Mazda RX7	Yellow	P3	SCCBC / CACC	Canusa Equipment Ltd	1:34.043	1:33.729
7	10	Mike Goertz Tom Davie	W.Van / Langley, BC	Honda CRX	Blk,Orange	P4	SCCBC / CACC	Nixon Automotive	1:34.153	1:33.926
8	72	David Stenner	Port Coquitlam, BC	Acura Integra	Silver,Blue	P3	SCCBC / CACC	Westmount Motors / Carbotech Brakes	1:34.073	1:33.992
9	45	Kerry Spanier Mike Red	Sannichton/Victoria,BC	Porsche 912	Red	P1	SCCBC / CACC		1:35.508	1:34.088
10	38	Jim Hargrove	Surrey, BC	Honda Civic	Black,Red	P3	SCCBC / CACC	Analytic Systems / Surrey Honda / Dunlop Aut	1:41.249	1:34.517
11	3	Chris Doodson	Maple Ridge, BC	Honda Civic	Blue	P3	SCCBC / CACC	T & T Parts	1:35.288	1:34.607
12	174	Keith Carter	Surrey, BC	Honda CRX	Yellow	P4	SCCBC / CACC	A-Z Europe Auto Care	1:36.023	1:35.282
13	26	Kim Fabbro	Maple Ridge, BC	Mazda RX7	Yellow	P3	SCCBC / CACC	Canusa Equipment Ltd	1:36.590	1:35.650
14	9	Chris Hahlen	Chilliwack, BC	Mazda RX8	Red,White	P3	SCCBC / CACC	West Coast Hot Rods	1:37.283	1:36.614
15	310	George Kondor	Vancouver, BC	Mazda RX7	Red	P3	SCCBC / CACC	King Racing / Oyen Wiggs Green & Mutala	1:38.342	1:36.621
16	31	David Bruce-Thomas	W.Vancouver, BC	Nissan 200SX	Black	P3	SCCBC / CACC	My Lovely Wife	1:38.158	1:37.811
17	90	Rob Gritten Keith Robin	W.Vancouver/Langley, B	Honda CRX	Blue,Yellow	P3	SCCBC / CACC	Karmart Garage	1:40.117	1:38.005
18	57	Jeff Lowe	Burnaby, BC	Pontiac Trans-Am	Black	P1	SCCBC / CACC	Anducci's / RBS Lawyers	1:39.167	1:38.066
19	32	Bob Williams Pam Viduli	Delta, BC	Honda CRX	Red	P3	SCCBC / CACC	Karmart / Sterling Autobody	1:39.462	1:39.260
20	22	Wouter Bouman Mark B	Nanaimo, BC	Mazda RX7T	Gray	P1	SCCBC / CACC	Bouman Auto / Toyo	1:50.095	1:42.228
21	143	Scott Brodie Chris Whel	Port Coquitlam/Kelowna	Datsun 510	Yellow	P1	SCCBC / CACC	Best Choice Car & Truck Rental	1:45.409	1:43.697
22	0	Steve Paquette	N.Vancouver, BC	Porsche 930	Red	P1	SCCBC / ASN/FI	Korua World Class Collision / Powerhaus II	----	----
23	68	Carlos Tesler-Mabe	Vancouver, BC	Acura Type R	White,Yellow	P2	CSCC / WCMA	Driver's Edge / Silverhill Acura	----	----
24	91	Malcon Karl Lorenzo Co	Coquitlam, BC	Honda CRX	Silver	P2	SCCBC / CACC		----	----
25	311	Martin Berryman	Pitt Meadows, BC	Suzuki Swift GTi	White,Orange	P3	SCCBC / CACC		----	----
26	782	Doug Yip	N.Vancouver, BC	Ford Mustang	Red	P1	SCCBC / CACC	Thunderbolt Engines	----	----
27	795	Mark Bennie Lawrie Wa	Nanaimo/Langley, BC	Mazda RX7	Silver	P1	SCCBC / CACC/I	Strictly Racing / Pacific Oceaneering Design	----	----

COMMENTS:

STEWARDS: _____

16/10/2004 11:46:06 AM

TIMING & SCORING: _____




[Handwritten signature]

Bucket Brigade - Dash for Cash

Dash for Cash Qualifying - PM Qualify

Mission Raceway Park (2.12 Km)

16/10/2004 1:35 PM



(122) Steve Paquette

1	1:38.246	
2	1:20.272	-17.974
3	1:18.294	-1.978
4	1:18.156	-0.138
5	1:16.882	-1.274
6	1:17.921	+1.039
7	1:18.268	+0.347
8	1:18.408	+0.140
9	1:18.329	-0.079
10	1:17.177	-1.152

(36) Mike Kaerne Ray Stec

1	1:47.584	
2	1:24.920	-22.664
3	1:22.317	-2.603
4	1:21.473	-0.844
5	1:19.304	-2.169
6	1:20.148	+0.844
7	1:20.891	+0.743
8	1:18.510	-2.381

(8) Ian Wood

1	1:37.191	
2	1:22.559	-14.632
3	1:18.978	-3.581
4	1:18.834	-0.144
5	1:20.927	+2.093
6	1:21.438	+0.511
7	1:22.879	+1.441
8	1:26.134	+3.255
9	1:26.182	+0.048
10	1:24.610	-1.572

(145) Kerry Spanier Mike Redpath

1	1:37.424	
2	1:21.759	-15.665
3	1:21.236	-0.523
4	1:19.648	-1.588
5	1:19.989	+0.341
6	1:19.358	-0.631
7	1:19.684	+0.326
8	1:19.795	+0.111
9	1:19.961	+0.166
10	1:32.041	+12.080

(143) Scott Brodie Chris Whelan

1	1:40.264	
2	1:21.333	-18.931
3	1:20.179	-1.154

(57) Jeff Lowe

1	1:37.363	
2	1:22.838	-14.525
3	1:20.499	-2.339
4	1:20.604	+0.105
5	1:20.596	-0.008
6	1:20.472	-0.124
7	1:21.325	+0.853
8	1:20.690	-0.635
9	1:21.453	+0.763

(795) Mark Bennie Lawrie Watters

1	1:49.626	
2	1:29.174	-20.452
3	1:24.129	-5.045
4	1:32.384	+8.255
5	1:21.794	-10.590
6	1:22.872	+1.078
7	1:50.385	+27.513
8	1:25.305	-25.080
9	1:24.347	-0.958

(95) Peter Hamer

1	1:32.083	
2	1:22.491	-9.592
3	1:22.069	-0.422
4	1:22.391	+0.322
5	1:23.424	+1.033

(174) Keith Carter

1	1:40.648	
2	1:25.536	-15.112
3	1:23.232	-2.304
4	1:24.437	+1.205
5	1:24.101	-0.336

(26) Kim Fabbro

1	1:39.951	
2	1:27.292	-12.659
3	1:24.582	-2.710
4	1:24.885	+0.303
5	1:24.738	-0.147
6	1:25.019	+0.281
7	1:24.917	-0.102
8	1:24.589	-0.328
9	1:24.297	-0.292

(9) Chris Hahlen

1	1:41.917	
---	----------	--

2	1:26.695	-15.222
3	1:25.359	-1.336
4	1:25.519	+0.160
5	1:24.760	-0.759
6	1:24.736	-0.024
7	1:24.607	-0.129
8	1:24.589	-0.018

(72) David Stenner

1	1:43.002	
2	1:28.773	-14.229
3	1:27.495	-1.278
4	1:26.605	-0.890
5	1:26.745	+0.140
6	1:24.776	-1.969
7	1:24.679	-0.097
8	1:24.792	+0.113

(3) Chris Doodson

1	1:31.472	
2	1:25.128	-6.344
3	1:24.685	-0.443
4	1:34.790	+10.105
5	1:26.187	-8.603

(56) Dave Whieldon

1	1:40.472	
2	1:27.785	-12.687
3	1:30.727	+2.942
4	1:25.014	-5.713
5	1:25.572	+0.558
6	1:25.511	-0.061
7	1:25.618	+0.107
8	1:26.141	+0.523

(68) Carlos Tesler-Mabe

1	1:34.660	
2	1:26.585	-8.075
3	1:25.251	-1.334

(90) Rob Gritten Keith Robinson

1	1:38.976	
2	1:28.162	-10.814
3	1:26.400	-1.762
4	1:25.915	-0.485
5	1:26.265	+0.350
6	1:25.700	-0.565

(310) George Kondor

1	1:48.786	
---	----------	--

2	1:35.536	-13.250
3	1:37.931	+2.395
4	1:26.790	-11.141
5	1:26.827	+0.037
6	1:26.320	-0.507
7	1:27.673	+1.353
8	1:26.536	-1.137
9	1:34.959	+8.423

(17) Skip Jones

1	1:39.322	
2	1:28.116	-11.206
3	1:28.430	+0.314
4	1:44.286	+15.856
5	1:27.032	-17.254
6	1:28.658	+1.626
7	1:26.932	-1.726
8	1:27.046	+0.114
9	1:27.605	+0.559

(131) Martin Berryman

1	1:37.347	
2	1:29.366	-7.981
3	1:28.016	-1.350
4	1:27.570	-0.446
5	1:28.302	+0.732
6	1:28.089	-0.213
7	1:27.310	-0.779
8	1:27.304	-0.006

(31) David Bruce-Thomas

1	1:41.785	
2	1:29.133	-12.652
3	1:29.392	+0.259
4	1:28.174	-1.218
5	1:27.640	-0.534
6	1:27.314	-0.326
7	1:35.704	+8.390

(38) Jim Hargrove

1	1:38.898	
2	1:28.826	-10.072
3	1:28.431	-0.395
4	1:30.666	+2.235
5	1:27.406	-3.260
6	1:27.995	+0.589
7	1:29.237	+1.242

(32) Bob Williams Pam Vidulich

1	1:43.497	
---	----------	--

2	1:30.231	-13.266
3	1:29.635	-0.596
4	1:31.379	+1.744
5	1:29.200	-2.179
6	1:29.936	+0.736
7	1:28.840	-1.096
8	1:31.845	+3.005
9	1:30.523	-1.322

(10) Mike Goertz Tom Davies

(22) Wouter Bouman Mark Bennie

(91) Malcon Karl Lorenzo Costanti

(311) Martin Berryman

(782) Doug Yip

**BUCKET BRIGADE'S DASH FOR CASH WEEKEND
SCCBC**

Sanction # **CACC**
Track Length: **2.12 Km.**

**MISSION RACEWAY PARK
COMBINED QUALIFYING RESULTS**

OCTOBER 16-17, 2004

DASHFORCASH

POS	CAR	DRIVER	TOWN	MAKE	COLOUR	CLASS	CLUB/LICENS	SPONSOR	2nd Best Tim	Best Time
1	122	Steve Paquette	N.Vancouver, BC	Porsche 930	Red	P1	SCCBC / ASN/FI	Korua World Class Collision	1:17.177	1:16.882
2	36	Mike Kaerne Ray Stec	Pitt Meadows/Burnaby,	Royale RP37	Red	P1	SCCBC / CACC	Hollynorth Productions	1:19.304	1:18.510
3	8	Ian Wood	Burnaby, BC	Rawlson CR11	Blue/Orange	P1	SCCBC / CACC	I.W.E. Rear Ends Only	1:18.978	1:18.834
4	45	Kerry Spanier Mike Red	Sannichton/Victoria,BC	Porsche 912	Red	P1	SCCBC / CACC		1:19.648	1:19.358
5	143	Scott Brodie Chris Whel	Port Coquitlam/Kelowna	Datsun 510	Yellow	P1	SCCBC / CACC	Best Choice Car & Truck Rental	1:21.333	1:20.179
6	57	Jeff Lowe	Burnaby, BC	Pontiac Trans-Am	Black	P1	SCCBC / CACC	Anducci's / RBS Lawyers	1:20.499	1:20.472
7	795	Mark Bennie Lawrie Wa	Nanaimo/Langley, BC	Mazda RX7	Silver	P1	SCCBC / CACC/I	Strictly Racing / Pacific Oceaneering Design	1:22.872	1:21.794
8	95	Peter Hamer	Sidney, BC	Porsche 944TS	Black	P2	SCCBC / CACC	Murphy Wallbeds Victoria	1:22.391	1:22.069
9	174	Keith Carter	Surrey, BC	Honda CRX	Yellow	P4	SCCBC / CACC	A-Z Europe Auto Care	1:24.101	1:23.232
10	26	Kim Fabbro	Maple Ridge, BC	Mazda RX7	Yellow	P3	SCCBC / CACC	Canusa Equipment Ltd	1:24.582	1:24.297
11	9	Chris Hahlen	Chilliwack, BC	Mazda RX8	Red,White	P3	SCCBC / CACC	West Coast Hot Rods	1:24.607	1:24.589
12	72	David Stenner	Port Coquitlam, BC	Acura Integra	Silver,Blue	P3	SCCBC / CACC	Westmount Motors / Carbotech Brakes	1:24.776	1:24.679
13	3	Chris Doodson	Maple Ridge, BC	Honda Civic	Blue	P3	SCCBC / CACC	T & T Parts	1:25.128	1:24.685
14	56	Dave Whieldon	Port Coquitlam, BC	Mazda RX7	Yellow	P3	SCCBC / CACC	Canusa Equipment Ltd	1:25.511	1:25.014
15	68	Carlos Tesler-Mabe	Vancouver, BC	Acura Type R	White,Yellow	P2	CSCC / WCMA	Driver's Edge / Silverhill Acura	1:26.585	1:25.251
16	90	Rob Gritten Keith Robin	W.Vancouver/Langley, B	Honda CRX	Blue,Yellow	P3	SCCBC / CACC	Karmart Garage	1:25.915	1:25.700
17	310	George Kondor	Vancouver, BC	Mazda RX7	Red	P3	SCCBC / CACC	King Racing / Oyen Wiggs Green & Mutala	1:26.536	1:26.320
18	17	Skip Jones	Seattle, WA	Datsun 510	Yellow	P3	IRDC / ICSCC	Shore West Realty Assoc.	1:27.032	1:26.932
19	131	Martin Berryman	Pitt Meadows, BC	Suzuki Swift GTi	White,Orange	P3	SCCBC / CACC		1:27.310	1:27.304
20	31	David Bruce-Thomas	W.Vancouver, BC	Nissan 200SX	Black	P3	SCCBC / CACC	My Lovely Wife	1:27.640	1:27.314
21	38	Jim Hargrove	Surrey, BC	Honda Civic	Black,Red	P3	SCCBC / CACC	Analytic Systems / Surrey Honda / Dunlop Aut	1:27.995	1:27.406
22	32	Bob Williams Pam Viduli	Delta, BC	Honda CRX	Red	P3	SCCBC / CACC	Karmart / Sterling Autobody	1:29.200	1:28.840
23	10	Mike Goertz Tom Davie	W.Van / Langley, BC	Honda CRX	Blk,Orange	P4	SCCBC / CACC	Nixon Automotive	1:34.153	1:33.926
24	22	Wouter Bouman Mark B	Nanaimo, BC	Mazda RX7T	Gray	P1	SCCBC / CACC	Bouman Auto / Toyo	1:50.095	1:42.228
25	0	Steve Paquette	N.Vancouver, BC	Porsche 930	Red	P1	SCCBC / ASN/FI	Korua World Class Collision / Powerhaus II	----	----
26	91	Malcon Karl Lorenzo Co	Coquitlam, BC	Honda CRX	Silver	P2	SCCBC / CACC		----	----
27	311	Martin Berryman	Pitt Meadows, BC	Suzuki Swift GTi	White,Orange	P3	SCCBC / CACC		----	----
28	782	Doug Yip	N.Vancouver, BC	Ford Mustang	Red	P1	SCCBC / CACC	Thunderbolt Engines	----	----

COMMENTS:

STEWARDS: _____

16/10/2004 2:20:35 PM



TIMING & SCORING: _____

[Handwritten signature]

Bucket Brigade - Dash for Cash


Dash for Cash

Race

Race

Mission Raceway Park (2.12 Km)

16/10/2004 3:45 PM



(122) Steve Paquette

0	2:45.625	
1	1:23.849	-1:21.776
2	1:18.451	-5.398
3	1:18.716	+0.265
4	2:03.111	+44.395
5	1:56.484	-6.627
6	1:18.637	-37.847
7	1:17.913	-0.724
8	1:17.878	-0.035
9	1:17.896	+0.018
10	1:18.431	+0.535
11	1:19.307	+0.876
12	1:18.098	-1.209
13	1:18.739	+0.641
14	1:18.106	-0.633
15	1:18.666	+0.560
16	1:19.519	+0.853
17	1:19.031	-0.488
18	1:18.781	-0.250
19	1:19.715	+0.934
20	1:20.369	+0.654
21	1:19.121	-1.248
22	1:19.496	+0.375
23	1:19.195	-0.301
p24	2:41.212	+1:22.017
25	1:22.451	-1:18.761
26	1:18.025	-4.426
27	1:18.150	+0.125
28	1:18.881	+0.731
29	1:18.185	-0.696
30	1:19.144	+0.959
31	1:18.901	-0.243
32	1:18.948	+0.047
33	1:19.084	+0.136
34	1:18.652	-0.432
35	1:18.202	-0.450
36	1:18.081	-0.121
37	1:17.370	-0.711
38	1:18.061	+0.691
39	1:18.764	+0.703
40	1:19.475	+0.711
41	1:18.981	-0.494
42	1:20.324	+1.343
43	1:19.619	-0.705

(8) Ian Wood

0	2:44.564	
1	1:22.420	-1:22.144
2	1:16.805	-5.615

3	1:19.347	+2.542
4	2:04.300	+44.953
5	1:56.880	-7.420
6	1:18.709	-38.171
7	1:17.720	-0.989
8	1:17.757	+0.037
9	1:18.029	+0.272
10	1:18.662	+0.633
11	1:20.519	+1.857
12	1:22.219	+1.700
13	1:21.856	-0.363
14	1:20.971	-0.885
15	1:23.310	+2.339
16	1:23.758	+0.448
17	1:24.342	+0.584
18	1:22.468	-1.874
19	1:21.425	-1.043
20	1:21.257	-0.168
21	1:21.166	-0.091
22	1:21.165	-0.001
23	1:22.411	+1.246
24	1:22.076	-0.335
25	1:20.985	-1.091
26	1:22.069	+1.084
27	1:20.007	-2.062
28	1:19.442	-0.565
29	1:20.991	+1.549
30	1:21.736	+0.745
p31	2:51.806	+1:30.070
32	1:28.932	-1:22.874
33	1:19.954	-8.978
34	1:18.974	-0.980
35	1:19.068	+0.094
36	1:18.846	-0.222
37	1:19.634	+0.788
38	1:20.599	+0.965
39	1:21.009	+0.410
40	1:21.151	+0.142
41	1:21.743	+0.592
42	1:20.425	-1.318

(143) Scott Brodie Chris Whelan

0	2:42.194	
1	1:25.990	-1:16.204
2	1:22.929	-3.061
3	1:23.293	+0.364
4	1:55.256	+31.963
5	1:56.259	+1.003
6	1:20.931	-35.328
7	1:21.266	+0.335

8	1:21.013	-0.253
9	1:20.687	-0.326
10	1:20.966	+0.279
11	1:21.094	+0.128
12	1:20.584	-0.510
13	1:21.598	+1.014
14	1:21.598	-0.000
15	1:21.070	-0.528
16	1:21.395	+0.325
17	1:21.196	-0.199
18	1:20.786	-0.410
p19	2:37.576	+1:16.790
20	1:25.727	-1:11.849
21	1:22.588	-3.139
22	1:21.287	-1.301
23	1:20.787	-0.500
24	1:20.726	-0.061
25	1:23.180	+2.454
26	1:20.705	-2.475
27	1:20.030	-0.675
28	1:21.429	+1.399
29	1:20.787	-0.642
30	1:22.770	+1.983
31	1:21.435	-1.335
32	1:21.866	+0.431
33	1:20.854	-1.012
34	1:21.909	+1.055
35	1:21.481	-0.428
36	1:21.136	-0.345
37	1:21.418	+0.282
38	1:21.279	-0.139
39	1:22.459	+1.180
40	1:27.142	+4.683
41	1:26.812	-0.330
42	1:26.214	-0.598

(95) Peter Hamer

0	2:41.843	
1	1:26.615	-1:15.228
2	1:20.664	-5.951
3	1:24.263	+3.599
4	1:54.838	+30.575
5	1:56.768	+1.930
6	1:23.368	-33.400
7	1:23.170	-0.198
8	1:22.449	-0.721
9	1:22.220	-0.229
10	1:22.719	+0.499
11	1:22.921	+0.202
12	1:23.020	+0.099

13	1:22.925	-0.095
14	1:22.717	-0.208
15	1:22.950	+0.233
16	1:22.381	-0.569
17	1:22.947	+0.566
18	1:22.522	-0.425
19	1:22.747	+0.225
20	1:22.424	-0.323
21	1:22.872	+0.448
p22	2:37.020	+1:14.148
23	1:26.762	-1:10.258
24	1:22.387	-4.375
25	1:23.020	+0.633
26	1:23.580	+0.560
27	1:22.834	-0.746
28	1:21.534	-1.300
29	1:22.068	+0.534
30	1:21.958	-0.110
31	1:22.144	+0.186
32	1:21.425	-0.719
33	1:23.943	+2.518
34	1:23.073	-0.870
35	1:23.049	-0.024
36	1:23.011	-0.038
37	1:23.378	+0.367
38	1:22.286	-1.092
39	1:21.805	-0.481
40	1:23.207	+1.402
41	1:22.407	-0.800
42	1:21.986	-0.421

(174) Keith Carter

0	2:40.604	
1	1:25.039	-1:15.565
2	1:24.777	-0.262
3	1:25.120	+0.343
4	1:54.299	+29.179
5	1:56.263	+1.964
6	1:24.232	-32.031
7	1:24.950	+0.718
8	1:24.616	-0.334
9	1:24.768	+0.152
10	1:24.547	-0.221
11	1:23.993	-0.554
12	1:24.575	+0.582
13	1:23.938	-0.637
14	1:24.021	+0.083
15	1:23.936	-0.085
16	1:24.023	+0.087
17	1:23.906	-0.117

18	1:24.428	+0.522
19	1:23.858	-0.570
20	1:24.087	+0.229
21	1:24.841	+0.754
22	1:24.185	-0.656
23	1:23.691	-0.494
24	1:23.685	-0.006
25	1:23.732	+0.047
26	1:23.570	-0.162
27	1:24.040	+0.470
28	1:23.917	-0.123
29	1:25.412	+1.495
30	1:23.696	-1.716
p31	2:42.520	+1:18.824
32	1:29.999	-1:12.521
33	1:24.465	-5.534
34	1:23.742	-0.723
35	1:24.124	+0.382
36	1:23.862	-0.262
37	1:24.101	+0.239
38	1:24.616	+0.515
39	1:24.611	-0.005
40	1:24.608	-0.003
41	1:27.383	+2.775

(10) Mike Goertz Tom Davies

0	2:20.967	
1	1:30.262	-50.705
2	1:26.818	-3.444
3	1:31.975	+5.157
4	1:46.268	+14.293
5	1:53.427	+7.159
6	1:25.536	-27.891
7	1:24.623	-0.913
8	1:24.876	+0.253
9	1:24.476	-0.400
10	1:24.529	+0.053
11	1:24.183	-0.346
12	1:24.404	+0.221
13	1:24.832	+0.428
14	1:24.820	-0.012
15	1:24.934	+0.114
16	1:25.108	+0.174
17	1:25.019	-0.089
18	1:25.526	+0.507
19	1:24.220	-1.306
20	1:24.108	-0.112
21	1:24.357	+0.249
22	1:25.311	+0.954
23	1:24.487	-0.824

Chief of Timing & Scoring:
Date:
Signed:



Bucket Brigade - Dash for Cash

**Dash for Cash
Race
Race**

Mission Raceway Park (2.12 Km)

16/10/2004 3:45 PM

24	1:27.004	+2.517	30	1:25.138	-0.732	36	1:24.082	-0.809	5	1:56.040	+5.851
25	1:26.261	-0.743	31	1:24.547	-0.591	37	1:24.185	+0.103	6	1:25.943	-30.097
26	1:24.827	-1.434	32	1:23.564	-0.983	38	1:23.670	-0.515	7	1:25.247	-0.696
27	1:24.686	-0.141	33	1:23.898	+0.334	39	1:24.447	+0.777	p8	2:11.589	+46.342
28	1:25.187	+0.501	34	1:23.051	-0.847	40	1:26.871	+2.424	9	1:28.202	-43.387
29	1:25.169	-0.018	35	1:23.917	+0.866	41	1:24.341	-2.530	10	1:25.028	-3.174
p30	2:28.978	+1:03.809	36	1:28.343	+4.426				11	1:25.166	+0.138
31	1:29.438	-59.540	37	1:23.824	-4.519				12	1:24.926	-0.240
32	1:25.329	-4.109	38	1:25.010	+1.186	(145) Kerry Spanier Mike Redpath			13	1:25.051	+0.125
33	1:26.443	+1.114	39	1:26.493	+1.483	0	2:43.142		14	2:41.396	+1:16.345
34	1:25.961	-0.482	40	1:24.069	-2.424	1	1:24.410	-1:18.732	15	1:28.010	-1:13.386
35	1:25.610	-0.351	41	1:24.754	+0.685	2	1:18.138	-6.272	16	1:24.862	-3.148
36	1:25.454	-0.156				3	1:20.912	+2.774	17	1:25.048	+0.186
37	1:24.710	-0.744	(26) Kim Fabbro			4	2:01.639	+40.727	18	1:24.603	-0.445
38	1:25.852	+1.142	0	2:39.646		5	1:55.999	-5.640	19	1:24.755	+0.152
39	1:25.565	-0.287	1	1:28.942	-1:10.704	6	1:18.966	-37.033	20	1:25.399	+0.644
40	1:24.639	-0.926	2	1:24.706	-4.236	7	1:18.503	-0.463	21	1:23.854	-1.545
41	1:24.468	-0.171	3	1:28.736	+4.030	8	1:18.210	-0.293	22	1:25.620	+1.766
			4	1:49.345	+20.609	9	1:17.854	-0.356	23	1:24.765	-0.855
(56) Dave Whieldon			5	1:56.606	+7.261	10	1:18.582	+0.728	24	1:25.016	+0.251
0	2:34.475		6	1:25.499	-31.107	11	1:18.525	-0.057	25	1:24.263	-0.753
1	1:29.373	-1:05.102	7	1:25.115	-0.384	12	1:19.556	+1.031	26	1:24.551	+0.288
2	1:26.187	-3.186	8	1:25.740	+0.625	13	1:19.660	+0.104	27	1:25.158	+0.607
3	1:26.467	+0.280	9	1:24.642	-1.098	14	1:18.948	-0.712	28	1:24.883	-0.275
4	1:49.420	+22.953	10	1:24.590	-0.052	15	1:19.472	+0.524	29	1:24.783	-0.100
5	1:56.168	+6.748	11	1:24.632	+0.042	16	1:20.267	+0.795	30	1:24.536	-0.247
6	1:25.148	-31.020	12	1:24.848	+0.216	17	1:20.730	+0.463	31	1:25.591	+1.055
7	1:24.894	-0.254	13	1:24.262	-0.586	18	1:19.938	-0.792	32	1:24.814	-0.777
8	1:25.764	+0.870	14	1:24.241	-0.021	p19	5:13.757	+3:53.819	33	1:24.613	-0.201
9	1:25.553	-0.211	15	1:24.236	-0.005	20	1:26.650	-3:47.107	34	1:25.092	+0.479
10	1:24.027	-1.526	p16	2:48.536	+1:24.300	21	1:21.385	-5.265	35	1:25.193	+0.101
11	1:24.182	+0.155	17	1:28.809	-1:19.727	p22	1:42.459	+21.074	36	1:24.943	-0.250
12	1:24.659	+0.477	18	1:24.674	-4.135	23	1:23.402	-19.057	37	1:24.964	+0.021
13	1:24.687	+0.028	19	1:24.435	-0.239	24	1:20.797	-2.605	38	1:24.976	+0.012
14	1:24.565	-0.122	20	1:24.483	+0.048	25	1:20.312	-0.485	39	1:24.194	-0.782
15	1:24.983	+0.418	21	1:24.340	-0.143	26	1:19.970	-0.342	40	1:25.757	+1.563
16	1:23.974	-1.009	22	1:24.257	-0.083	27	1:20.723	+0.753			
17	1:24.310	+0.336	23	1:24.600	+0.343	28	1:21.812	+1.089			
p18	2:43.588	+1:19.278	24	1:25.844	+1.244	29	1:20.640	-1.172	(72) David Stenner		
19	1:27.185	-1:16.403	25	1:23.962	-1.882	30	1:20.553	-0.087	0	2:35.669	
20	1:24.045	-3.140	26	1:24.266	+0.304	31	1:21.403	+0.850	1	1:29.009	-1:06.660
21	1:24.612	+0.567	27	1:24.066	-0.200	32	1:20.041	-1.362	2	1:26.407	-2.602
22	1:28.888	+4.276	28	1:23.714	-0.352	33	1:20.404	+0.363	3	1:27.869	+1.462
23	1:24.273	-4.615	29	1:30.810	+7.096	34	1:21.232	+0.828	4	1:49.754	+21.885
24	1:25.931	+1.658	30	1:23.815	-6.995	35	1:20.033	-1.199	5	1:55.182	+5.428
25	1:23.595	-2.336	31	1:24.701	+0.886	36	1:21.006	+0.973	6	1:25.905	-29.277
26	1:24.703	+1.108	32	1:24.048	-0.653	37	1:20.603	-0.403	7	1:24.689	-1.216
27	1:24.208	-0.495	33	1:23.519	-0.529	38	1:20.814	+0.211	8	1:26.042	+1.353
28	1:25.422	+1.214	34	1:24.572	+1.053	39	1:20.428	-0.386	9	1:25.295	-0.747
29	1:25.870	+0.448	35	1:24.891	+0.319	40	1:20.393	-0.035	10	1:24.304	-0.991
						41	1:20.571	+0.178	11	1:24.693	+0.389
									12	1:24.696	+0.003
									13	1:25.080	+0.384
									14	1:24.298	-0.782
									15	1:24.674	+0.376
									16	1:24.436	-0.238
									17	1:24.483	+0.047
									18	1:27.674	+3.191
									19	1:24.252	-3.422
									20	1:24.192	-0.060
									21	1:24.360	+0.168
									p22	2:43.995	+1:19.635
									23	1:32.721	-1:11.274
									24	1:26.407	-6.314
									25	1:26.169	-0.238
									26	1:25.530	-0.639
									27	1:25.559	+0.029
									28	1:25.460	-0.099
									29	1:25.874	+0.414
									30	1:25.993	+0.119
									31	1:25.072	-0.921
									32	1:26.067	+0.995
									33	1:26.106	+0.039
									34	1:25.559	-0.547
									35	1:25.510	-0.049
									36	1:25.178	-0.332
									37	1:25.414	+0.236
									38	1:26.381	+0.967
									39	1:25.620	-0.761
									40	1:25.343	-0.277
									(9) Chris Hahlen		
									0	2:38.146	
									1	1:27.119	-1:11.027
									2	1:24.834	-2.285
									3	1:27.884	+3.050
									4	1:50.189	+22.305
									(310) George Kondor		
									0	2:26.598	
									1	1:31.335	-55.263
									2	1:30.362	-0.973
									3	1:33.530	+3.168
									4	1:44.505	+10.975
									5	1:54.000	+9.495
									6	1:28.460	-25.540
									7	1:27.656	-0.804
									8	1:26.835	-0.821
									9	1:27.060	+0.225
									10	1:27.120	+0.060
									11	1:26.800	-0.320

Printed: 16/10/2004 05:09:46 PM

Licensed to: SCCBC

Chief of Timing & Scoring:

Date:

Signed:

Bucket Brigade - Dash for Cash

Dash for Cash

Race

Race

Mission Raceway Park (2.12 Km)

16/10/2004 3:45 PM

12	1:26.865	+0.065	p19	2:59.935	+1:31.852	27	1:27.191	+0.125	1	1:29.788	-54.407	15	1:22.670	+0.332
13	1:27.351	+0.486	20	1:34.580	-1:25.355	28	1:26.412	-0.779	2	1:26.070	-3.718	16	1:23.076	+0.406
14	1:28.584	+1.233	21	1:27.567	-7.013	29	1:27.048	+0.636	3	1:29.898	+3.828	17	1:28.236	+5.160
15	1:26.243	-2.341	22	1:27.481	-0.086	30	1:26.653	-0.395	4	1:48.020	+18.122	18	1:29.713	+1.477
16	1:26.277	+0.034	23	1:28.432	+0.951	31	1:25.527	-1.126	5	1:53.426	+5.406	19	1:26.495	-3.218
17	1:26.657	+0.380	24	1:28.781	+0.349	32	1:26.199	+0.672	6	1:25.875	-27.551	20	1:27.430	+0.935
18	1:26.654	-0.003	25	1:27.345	-1.436	33	1:25.664	-0.535	7	1:26.496	+0.621	21	1:24.665	-2.765
19	1:26.351	-0.303	26	1:29.263	+1.918	34	1:25.836	+0.172	8	1:27.501	+1.005	22	1:23.906	-0.759
20	1:26.082	-0.269	27	1:27.887	-1.376	35	1:26.104	+0.268	9	1:27.669	+0.168	23	1:25.955	+2.049
21	1:25.975	-0.107	28	1:27.085	-0.802				10	1:26.191	-1.478	24	1:26.148	+0.193
p22	2:43.216	+1:17.241	29	1:27.583	+0.498	(32) Bob Williams Pam Vidulich			11	1:27.076	+0.885	(36) Mike Kaerne Ray Stec		
23	1:29.795	-1:13.421	30	1:26.845	-0.738	0	2:22.420		12	1:26.299	-0.777	0	2:44.613	
24	1:26.406	-3.389	31	1:27.770	+0.925	1	1:33.243	-49.177	13	1:26.119	-0.180	1	1:24.697	-1:19.916
25	1:26.143	-0.263	32	1:27.001	-0.769	2	1:32.038	-1.205	p14	2:45.562	+1:19.443	2	1:19.440	-5.257
26	1:25.822	-0.321	33	1:27.433	+0.432	3	1:32.301	+0.263	15	1:28.533	-1:17.029	3	1:21.302	+1.862
27	1:27.271	+1.449	34	1:27.691	+0.258	4	1:42.209	+9.908	p16	1:46.620	+18.087	4	2:00.724	+39.422
28	1:27.583	+0.312	35	1:27.926	+0.235	5	1:53.370	+11.161	17	1:29.445	+17.175	5	1:56.868	-3.856
29	1:27.320	-0.263	36	1:28.180	+0.254	6	1:30.652	-22.718	18	1:27.815	-1.630	6	1:20.676	-36.192
30	1:26.759	-0.561	37	1:27.491	-0.689	7	1:29.339	-1.313	19	1:27.647	-0.168	7	1:19.415	-1.261
31	1:25.868	-0.891	38	1:26.810	-0.681	8	1:31.605	+2.266	20	1:27.646	-0.001	8	1:18.895	-0.520
32	1:26.452	+0.584	39	1:27.209	+0.399	9	1:30.655	-0.950	21	1:26.827	-0.819	9	1:18.275	-0.620
33	1:28.862	+2.410	(31) David Bruce-Thomas		10	1:31.267	+0.612	22	1:26.820	-0.007	10	1:17.952	-0.323	
34	1:28.177	-0.685	0	2:39.411		11	1:30.206	-1.061	23	1:27.124	+0.304	11	1:19.016	+1.064
35	1:27.087	-1.090	1	1:29.233	-1:10.178	12	1:30.664	+0.458	24	1:27.502	+0.378	12	1:18.608	-0.408
36	1:29.052	+1.965	2	1:28.838	-0.395	13	1:29.515	-1.149	25	1:27.217	-0.285	13	1:20.915	+2.307
37	1:27.236	-1.816	3	1:29.178	+0.340	14	1:32.014	+2.499	26	1:27.112	-0.105	14	1:20.435	-0.480
38	1:26.506	-0.730	4	1:47.721	+18.543	p15	6:07.710	+4:35.696	27	1:28.088	+0.976	15	1:20.099	-0.336
39	1:26.695	+0.189	5	1:55.622	+7.901	16	1:37.622	-4:30.088	28	1:28.417	+0.329	16	1:20.308	+0.209
40	1:26.835	+0.140	6	1:26.311	-29.311	17	1:33.815	-3.807	29	1:27.073	-1.344	17	1:18.672	-1.636
(131) Martin Berryman			p7	1:52.797	+26.486	18	1:29.065	-4.750	p30	0:13.676	+8:46.603	18	1:19.063	+0.391
0	2:23.317		8	1:31.376	-21.421	19	1:28.965	-0.100	31	1:32.756	-8:40.920	19	1:20.915	+1.852
1	1:32.521	-50.796	p9	2:55.127	+1:23.751	20	1:32.354	+3.389	32	1:29.198	-3.558	20	1:18.734	-2.181
2	1:31.226	-1.295	10	1:30.005	-1:25.122	21	1:31.939	-0.415	33	1:26.888	-2.310	21	1:19.083	+0.349
3	1:30.380	-0.846	p11	1:58.198	+28.193	22	1:30.954	-0.985	(795) Mark Bennie Lawrie Watters			22	1:19.311	+0.228
4	1:45.140	+14.760	12	1:32.311	-25.887	23	1:30.482	-0.472	0	2:18.042		23	1:19.357	+0.046
5	1:53.892	+8.752	13	1:27.264	-5.047	24	1:33.113	+2.631	1	1:29.943	-48.099	24	1:20.295	+0.938
6	1:29.958	-23.934	14	1:26.422	-0.842	25	1:31.888	-1.225	p2	2:12.270	+42.327	25	1:19.369	-0.926
7	1:28.377	-1.581	15	1:26.590	+0.168	26	1:31.419	-0.469	3	1:40.828	-31.442	26	1:19.508	+0.139
8	1:27.726	-0.651	16	1:27.624	+1.034	27	1:33.189	+1.770	4	1:26.761	-14.067	p27	2:58.405	+1:38.897
9	1:27.447	-0.279	17	1:27.161	-0.463	28	1:31.532	-1.657	5	1:24.711	-2.050	28	1:23.753	-1:34.652
10	1:27.514	+0.067	18	1:27.668	+0.507	29	1:31.477	-0.055	p6	5:39.873	+24:15.162	29	1:18.038	-5.715
11	1:27.578	+0.064	p19	6:27.367	+4:59.699	30	1:37.493	+6.016	7	1:29.061	-24:10.812	30	1:17.120	-0.918
12	1:32.503	+4.925	20	1:35.042	-4:52.325	p31	2:22.503	+45.010	8	1:21.581	-7.480	31	1:21.634	+4.514
13	1:28.112	-4.391	21	1:27.586	-7.456	32	1:32.821	-49.682	9	1:31.539	+9.958	32	1:16.913	-4.721
14	1:28.235	+0.123	22	1:27.126	-0.460	33	1:35.196	+2.375	10	1:21.056	-10.483	33	1:16.732	-0.181
15	1:27.727	-0.508	23	1:28.013	+0.887	34	1:34.732	-0.464	11	1:21.773	+0.717	34	1:17.115	+0.383
16	1:28.181	+0.454	24	1:29.078	+1.065	35	1:30.046	-4.686	12	1:21.491	-0.282	35	1:18.252	+1.137
17	1:27.782	-0.399	25	1:26.701	-2.377	(38) Jim Hargrove			13	1:22.612	+1.121	36	1:16.763	-1.489
18	1:28.083	+0.301	26	1:27.066	+0.365	0	2:24.195		14	1:22.338	-0.274	37	1:18.115	+1.352

Printed: 16/10/2004 05:09:46 PM

Licensed to: SCCBC

Chief of Timing & Scoring:

Date:

Signed:



www.amb-it.com

Orbits 1.0



Bucket Brigade - Dash for Cash


Dash for Cash

Mission Raceway Park (2.12 Km)

Race

Race

16/10/2004 3:45 PM



38	1:16.900	-1.215	9	1:26.344	+0.208
39	1:16.817	-0.083	10	1:26.142	-0.202
			11	1:26.597	+0.455
			12	1:26.276	-0.321
			13	1:25.885	-0.391
			14	1:27.054	+1.169
			15	1:26.895	-0.159
			16	1:26.849	-0.046
			17	1:28.487	+1.638
			p18	3:05.578	+1:37.091
			19	1:30.358	-1:35.220
			20	1:25.482	-4.876
			21	1:25.956	+0.474
			22	1:25.420	-0.536
			23	1:25.730	+0.310
			24	1:24.889	-0.841
			25	1:25.537	+0.648
			26	1:25.380	-0.157
			27	1:25.923	+0.543
			28	1:27.541	+1.618
			29	1:28.141	+0.600

(17) Skip Jones

0	2:24.648	
1	1:30.698	-53.950
2	1:27.290	-3.408
3	1:31.717	+4.427
4	1:46.111	+14.394
5	1:53.946	+7.835
6	1:25.690	-28.256
7	1:28.956	+3.266
8	1:25.040	-3.916
9	1:25.453	+0.413
10	1:25.922	+0.469
11	1:27.335	+1.413
12	1:25.741	-1.594
13	1:25.508	-0.233
14	1:27.576	+2.068
15	1:27.353	-0.223
16	1:35.501	+8.148
17	1:27.599	-7.902
18	1:26.277	-1.322
19	1:26.139	-0.138
p20	2:48.252	+1:22.113
21	1:33.432	-1:14.820
22	1:27.287	-6.145
23	1:26.157	-1.130
24	1:27.066	+0.909
25	1:26.137	-0.929
26	1:26.152	+0.015
27	1:26.854	+0.702
28	1:25.414	-1.440
29	1:26.319	+0.905
30	1:26.270	-0.049
31	1:26.358	+0.088
32	1:34.118	+7.760
33	1:28.778	-5.340
34	1:41.810	+13.032

(90) Rob Gritten Keith Robinson

0	2:32.198	
1	1:29.610	-1:02.588
2	1:27.213	-2.397
3	1:32.912	+5.699
4	1:44.577	+11.665
5	1:54.336	+9.759
6	1:29.316	-25.020
7	1:27.447	-1.869
8	1:26.136	-1.311

(3) Chris Doodson

0	2:33.690	
1	1:28.989	-1:04.701
2	1:24.043	-4.946
3	1:28.925	+4.882
4	1:49.670	+20.745
5	1:56.046	+6.376
6	1:25.735	-30.311
7	1:25.003	-0.732
8	1:26.511	+1.508
9	1:24.005	-2.506
10	1:24.722	+0.717
11	1:25.207	+0.485
12	1:24.995	-0.212
13	1:27.603	+2.608
14	1:28.773	+1.170
p15	6:12.874	+4:44.101
16	2:20.459	-3:52.415
17	1:34.709	-45.750
18	1:32.092	-2.617

(68) Carlos Tesler-Mabe

0	2:33.127	
1	1:29.440	-1:03.687

(22) Wouter Bouman Mark Bennie

(57) Jeff Lowe

(91) Malcon Karl Lorenzo Costanti

(311) Martin Berryman

(782) Doug Yip

**BUCKET BRIGADE'S DASH FOR CASH WEEKEND
SCCBC**

**Sanction # CACC
Track Length: 2.12 Km.**

**MISSION RACEWAY PARK
OFFICIAL RACE RESULTS**

OCTOBER 16-17, 2004

DASH

POS	CAR	DRIVER	TOWN	MAKE	COLOUR	LAPS	O/A	CLUB/LICENCE	SPONSOR	FASTLAP
P1										
1	122	Steve Paquette	N.Vancouver, BC	Porsche 930	Red	43	1	SCCBC / ASN/FIA	Korua World Class Collision	1:17.370
2	8	Ian Wood	Burnaby, BC	Rawlson CR11	Blue/Orange	42	2	SCCBC / CACC	I.W.E. Rear Ends Only	1:16.805
3	143	Scott Brodie Chris Whelan	Port Coquitlam/Kelowna,	Datsun 510	Yellow	42	3	SCCBC / CACC	Best Choice Car & Truck Rental	1:20.030
4	145	Kerry Spanier Mike Redpath	Sannichton/Victoria,BC	Porsche 912	Red	41	9	SCCBC / CACC		1:17.854
5	795	Mark Bennie Lawrie Watter	Nanaimo/Langley, BC	Mazda RX7	Silver	24	17	SCCBC / CACC/ICS	Strictly Racing / Pacific Oceaneering Design	1:21.056
DNF	36	Mike Kaerne Ray Stec	Pitt Meadows/Burnaby, B	Royale RP37	Red	39	DNF	SCCBC / CACC	Hollynorth Productions	1:16.732
DNS	22	Wouter Bouman Mark Benni	Nanaimo, BC	Mazda RX7T	Gray	0	DNS	SCCBC / CACC	Bouman Auto / Toyo	----
DNS	57	Jeff Lowe	Burnaby, BC	Pontiac Trans-A	Black	0	DNS	SCCBC / CACC	Anducci's / RBS Lawyers	----
DNS	782	Doug Yip	N.Vancouver, BC	Ford Mustang	Red	0	DNS	SCCBC / CACC	Thunderbolt Engines	----
P2										
1	95	Peter Hamer	Sidney, BC	Porsche 944TS	Black	42	4	SCCBC / CACC	Murphy Wallbeds Victoria	1:20.664
DNS	91	Malcon Karl Lorenzo Costan	Coquitlam, BC	Honda CRX	Silver	0	DNS	SCCBC / CACC		----
P3										
1	174	Keith Carter	Surrey, BC	Honda CRX	Yellow	41	5	SCCBC / CACC	A-Z Europe Auto Care	1:23.570
2	10	Mike Goertz Tom Davies	W.Van / Langley, BC	Honda CRX	Blk,Orange	41	6	SCCBC / CACC	Nixon Automotive	1:24.108
3	56	Dave Whieldon	Port Coquitlam, BC	Mazda RX7	Yellow	41	7	SCCBC / CACC	Canusa Equipment Ltd	1:23.051
4	26	Kim Fabbro	Maple Ridge, BC	Mazda RX7	Yellow	41	8	SCCBC / CACC	Canusa Equipment Ltd	1:23.519
5	72	David Stenner	Port Coquitlam, BC	Acura Integra	Silver,Blue	40	10	SCCBC / CACC	Westmount Motors / Carbotech Brakes	1:24.192
6	9	Chris Hahlen	Chilliwack, BC	Mazda RX8	Red,White	40	11	SCCBC / CACC	West Coast Hot Rods	1:23.854
7	310	George Kondor	Vancouver, BC	Mazda RX7	Red	40	12	SCCBC / CACC	King Racing / Oyen Wiggs Green & Mutala	1:25.822
8	131	Martin Berryman	Pitt Meadows, BC	Suzuki Swift GTi	White,Orange	39	13	SCCBC / CACC		1:26.810
9	31	David Bruce-Thomas	W.Vancouver, BC	Nissan 200SX	Black	35	14	SCCBC / CACC	My Lovely Wife	1:25.527
10	32	Bob Williams Pam Vidulich	Delta, BC	Honda CRX	Red	35	15	SCCBC / CACC	Karmart / Sterling Autobody	1:28.965
11	38	Jim Hargrove	Surrey, BC	Honda Civic	Black,Red	33	16	SCCBC / CACC	Analytic Systems / Surrey Honda / Dunlop Auto	1:25.875
DNF	17	Skip Jones	Seattle, WA	Datsun 510	Yellow	34	DNF	IRDC / ICSCC	Shore West Realty Assoc.	1:25.040
DNF	90	Rob Gritten Keith Robinson	W.Vancouver/Langley, BC	Honda CRX	Blue,Yellow	29	DNF	SCCBC / CACC	Karmart Garage	1:24.889
DNF	3	Chris Doodson	Maple Ridge, BC	Honda Civic	Blue	18	DNF	SCCBC / CACC	T & T Parts	1:24.005
DNF	68	Carlos Tesler-Mabe	Vancouver, BC	Acura Type R	White,Yellow	1	DNF	CSCC / WCMA	Driver's Edge / Silverhill Acura	1:29.440
DNS	311	Martin Berryman	Pitt Meadows, BC	Suzuki Swift GTi	White,Orange	0	DNS	SCCBC / CACC		----

TOTAL IN GROUP= 27

COMMENTS: **Dash for Cash Race**



[Handwritten Signature]

STEWARD: _____

October 16, 2004 5:20:44 PM

TIMING & SCORING: _____