


Bucket Brigade - Dash for Cash

Enduro
Practice
Practice

Mission Raceway Park (2.12 Km)

16/10/2004 12:20 PM



(145) Kerry Spanier Mike Redpath

1	1:49.329	
2	1:35.907	-13.422
3	1:35.119	-0.788
4	1:32.021	-3.098
5	1:29.898	-2.123
6	1:27.869	-2.029
7	1:27.504	-0.365
8	1:26.528	-0.976
9	1:26.302	-0.226

(53) Bob MacRae Rob Dunlop

1	1:50.022	
2	1:38.572	-11.450
3	1:34.740	-3.832
4	1:34.394	-0.346
5	1:32.204	-2.190
6	1:30.482	-1.722
7	1:35.655	+5.173
8	1:30.858	-4.797

(119) Paul Costa Joe Clemente

1	1:54.005	
2	1:41.769	-12.236
3	1:40.919	-0.850
4	1:52.047	+11.128
5	1:39.015	-13.032
6	1:37.251	-1.764

(9) Chris Hahlen Vance Swifts

(795) Mark Bennie Lawrie Watters

1	1:42.551	
2	1:31.610	-10.941
3	1:29.955	-1.655
4	1:26.498	-3.457
5	1:27.273	+0.775

(113) Glenn Mueller Tom Davies

1	1:50.786	
2	1:36.555	-14.231
3	1:33.012	-3.543
4	1:31.424	-1.588
5	1:31.419	-0.005
6	1:30.835	-0.584
7	1:32.759	+1.924
8	1:32.206	-0.553
9	1:50.133	+17.927

(29) Kevin/Peter Skinner Kevin Gr

(36) Mike Kaerne Ray Stec

(2) Tracey Pearson H.Watson/C.Si

1	1:42.688	
2	1:32.142	-10.546
3	1:31.885	-0.257
4	1:32.401	+0.516
5	1:30.925	-1.476
6	1:31.122	+0.197
7	1:29.927	-1.195
8	1:33.705	+3.778
9	1:28.183	-5.522

(3) Chris Doodson Lorenzo Costan

1	1:50.767	
2	1:37.841	-12.926
3	1:36.773	-1.068
4	1:35.697	-1.076
5	1:33.555	-2.142
6	1:31.807	-1.748
7	1:31.884	+0.077
8	1:31.024	-0.860

(56) Dave Whieldon

1	1:52.019	
2	1:36.247	-15.772
3	1:32.183	-4.064
4	1:31.936	-0.247
5	1:31.396	-0.540
6	1:30.434	-0.962
7	1:30.453	+0.019
8	1:30.005	-0.448
9	1:28.437	-1.568

(31) David Bruce-Thomas Dennis

1	1:42.508	
2	1:35.420	-7.088
3	1:33.972	-1.448
4	1:33.347	-0.625
5	1:32.254	-1.093
6	1:32.175	-0.079
7	1:32.034	-0.141

(26) Kim Fabbro

1	1:50.645	
2	1:36.707	-13.938
3	1:34.355	-2.352
4	1:33.033	-1.322
5	1:32.527	-0.506
6	1:31.863	-0.664
7	1:30.775	-1.088
8	1:31.228	+0.453
9	1:29.364	-1.864

(17) Skip Jones

1	1:52.633	
2	1:40.594	-12.039
3	1:40.144	-0.450
4	1:37.665	-2.479
5	1:34.046	-3.619
6	1:33.558	-0.488
7	1:37.421	+3.863
8	1:32.363	-5.058

Printed: 16/10/2004 12:43:44 PM

Licensed to: SCCBC

Chief of Timing & Scoring:

Date:

Signed:



www.amb-it.com
Orbits 1.0




Bucket Brigade - Dash for Cash

Enduro
Qualifying #1
Qualify

Mission Raceway Park (2.12 Km)

17/10/2004 9:20 AM



(3) Chris Doodson Lorenzo Costan

1	1:51.384	
2	1:38.244	-13.140
3	1:35.774	-2.470
4	1:34.815	-0.959
5	1:34.714	-0.101
6	1:36.922	+2.208
7	1:32.159	-4.763
8	1:32.763	+0.604
9	1:32.621	-0.142

(17) Skip Jones

1	2:02.025	
2	1:55.818	-6.207

(31) David Bruce-Thomas Dennis

1	2:02.617	
---	----------	--

(2) Tracey Pearson H.Watson/C.Si

(9) Chris Hahlen Vance Swifts

(145) Kerry Spanier Mike Redpath

1	1:49.657	
2	1:38.421	-11.236
3	1:35.499	-2.922
4	1:36.967	+1.468
5	1:47.070	+10.103
6	1:41.299	-5.771
7	1:41.525	+0.226
8	1:41.391	-0.134

(29) Kevin/Peter Skinner Kevin Gr.

(36) Mike Kaerne Ray Stec

(119) Paul Costa Joe Clemente

(795) Mark Bennie Lawrie Watters

(10) Glenn Mueller Mike Goertz

1	1:50.436	
2	1:39.072	-11.364
3	1:38.822	-0.250
4	1:38.751	-0.071
5	1:37.627	-1.124
6	1:37.962	+0.335
7	1:43.113	+5.151
8	1:37.649	-5.464

(56) Dave Whieldon

1	1:50.722	
2	1:45.759	-4.963
3	1:58.192	+12.433
4	1:38.792	-19.400

(26) Kim Fabbro

1	1:52.129	
2	1:42.385	-9.744
3	1:40.572	-1.813

(53) Bob MacRae Rob Dunlop

1	1:57.701	
2	1:53.886	-3.815
3	1:46.373	-7.513
4	1:44.813	-1.560
5	1:47.892	+3.079
6	1:44.328	-3.564

Printed: 17/10/2004 09:42:35 AM

Licensed to: SCCBC

Chief of Timing & Scoring:

Date:

Signed:



www.amb-it.com
Orbits 1.0



**BUCKET BRIGADE'S DASH FOR CASH WEEKEND
SCCBC**

Sanction # **CACC**
Track Length: **2.12 Km.**

**MISSION RACEWAY PARK
OFFICIAL QUALIFYING RESULTS**

OCTOBER 16-17, 2004

DASH

POS	CAR	DRIVER	TOWN	MAKE	COLOUR	CLASS	CLUB/LICENS	SPONSOR	2nd Best Tim	Best Time
1	3	Chris Doodson Lorenzo	Maple Ridge/Coquitlam,	Honda Civic	Blue	P3	SCCBC / CACC	T & T Parts	1:32.621	1:32.159
2	145	Kerry Spanier Mike Red	Sannichton/Victoria,BC	Porsche 913	Red	P1	SCCBC / CACC		1:36.967	1:35.499
3	10	Glenn Mueller Mike Goe	Langley / Richmond, BC	Honda CRX	Blk,Orange	P3	SCCBC / CACC	Nixon Automotive	1:37.649	1:37.627
4	56	Dave Whieldon	Port Coquitlam, BC	Mazda RX7	Yellow	.	SCCBC / CACC	Canusa Equipment Ltd	1:45.759	1:38.792
5	26	Kim Fabbro	Maple Ridge, BC	Mazda RX7	Yellow	P3	SCCBC / CACC	Canusa Equipment Ltd	1:42.385	1:40.572
6	53	Bob MacRae Rob Dunlop	Lions Bay/Vancouver, BC	Olds Calais	White,Blue	P2	SCCBC / CACC	Dunlop Automotive / Analytic Systems	1:44.813	1:44.328
7	17	Skip Jones	Seattle, WA	Datsun 510	Yellow	P3	IRDC / ICSCC	Shore West Realty Assoc.	2:02.025	1:55.818
8	31	David Bruce-Thomas De	W.Van/Chilliwack, BC	Nissan 200SX	Black	P2	SCCBC / CACC		----	2:02.617
9	2	Tracey Pearson H.Wats	Coquitlam/New West, BC	Mazda Miata	Red	P2	SCCBC / CACC	Metro Testing / Specialty Engineering	----	----
10	9	Chris Hahlen Vance Swif	Chilliwack, BC	Mazda RX9	Red,White	.	SCCBC / CACC	West Coast Hot Rods	----	----
11	29	Kevin/Peter Skinner Ke	Aldergrove/New West, B	Honda Civic	Green	P3	SCCBC / CACC	The Ad Works	----	----
12	36	Mike Kaerne Ray Stec	Pitt Meadows/Burnaby,	Royale RP37	Red	P1	SCCBC / CACC	Hollynorth Productions	----	----
13	119	Paul Costa Joe Clement	Burnaby/Delta, BC	Acura Integra	Yellow,Blue	P3	SCCBC / CACC		----	----
14	795	Mark Bennie Lawrie Wa	Nanaimo/Langley, BC	Mazda RX7	Silver	P1	SCCBC / CACC/I	Strictly Racing / Force Fed	----	----

COMMENTS: **Enduro Qualifying Session 1**



STEWARD: _____

17/10/2004 9:51:44 AM


TIMING & SCORING: _____

Bucket Brigade - Dash for Cash

Enduro
Qualifying #2
Qualify

Mission Raceway Park (2.12 Km)

17/10/2004 11:15 AM



(9) Chris Hahlen Vance Swifts

1	1:44.053	
2	1:37.409	-6.644
3	1:34.348	-3.061
4	1:34.286	-0.062
5	1:34.135	-0.151
6	1:35.373	+1.238
7	1:34.187	-1.186
8	1:32.352	-1.835
9	1:33.030	+0.678

(56) Dave Whieldon

1	1:44.355	
p2	2:39.815	+55.460
3	1:43.141	-56.674
4	1:38.869	-4.272
5	1:37.142	-1.727
6	1:35.480	-1.662
7	1:35.199	-0.281
8	1:36.260	+1.061

(10) Glenn Mueller Mike Goertz

1	1:47.115	
2	1:39.284	-7.831
3	1:42.221	+2.937
4	1:36.585	-5.636
5	1:37.630	+1.045
6	1:37.863	+0.233
7	1:49.072	+11.209
8	1:35.246	-13.826

(26) Kim Fabbro

1	1:45.281	
2	1:38.816	-6.465
3	1:37.639	-1.177
4	1:42.543	+4.904
5	1:37.602	-4.941
6	1:36.529	-1.073
7	1:36.528	-0.001
8	1:36.614	+0.086
9	1:35.722	-0.892

(2) Tracey Pearson H.Watson/C.Si

1	2:04.918	
2	1:51.564	-13.354
3	1:39.426	-12.138
4	1:37.767	-1.659
5	1:37.937	+0.170
6	1:39.474	+1.537
7	1:37.521	-1.953

8 **1:35.838** -1.683

(29) Kevin/Peter Skinner Kevin Gr.

1	1:45.463	
2	1:42.219	-3.244
3	1:38.456	-3.763
4	1:37.837	-0.619
5	1:38.715	+0.878
6	1:37.763	-0.952
7	1:37.035	-0.728
8	1:37.766	+0.731

(145) Kerry Spanier Mike Redpath

1	1:47.689	
2	1:40.176	-7.513
3	1:38.126	-2.050
4	1:38.923	+0.797
5	1:39.274	+0.351
6	1:37.586	-1.688
p7	2:23.035	+45.449
8	1:43.876	-39.159

(53) Bob MacRae Rob Dunlop

1	1:45.387	
2	1:39.790	-5.597
3	1:37.971	-1.819
4	1:38.507	+0.536
5	1:40.082	+1.575
6	1:38.843	-1.239
7	1:43.883	+5.040

(795) Mark Bennie Lawrie Watters

p1	2:04.610	
2	1:46.116	-18.494
3	1:42.139	-3.977
4	1:40.676	-1.463
5	1:39.109	-1.567
6	1:38.361	-0.748
7	1:44.282	+5.921
8	1:46.534	+2.252

(119) Paul Costa Joe Clemente

1	1:53.856	
2	1:42.018	-11.838
3	1:55.074	+13.056
4	1:41.272	-13.802
5	1:43.679	+2.407
6	1:39.660	-4.019

(31) David Bruce-Thomas Dennis

1	1:50.142	
2	1:42.594	-7.548
3	1:41.812	-0.782
4	1:39.908	-1.904
5	1:40.767	+0.859
6	1:41.355	+0.588
7	1:41.515	+0.160

(17) Skip Jones

1	1:57.536	
2	2:04.312	+6.776
3	1:49.303	-15.009
4	1:47.723	-1.580
5	1:50.127	+2.404
6	1:47.558	-2.569
7	1:47.439	-0.119

(3) Chris Doodson Lorenzo Costar

(36) Mike Kaerne Ray Stec

**BUCKET BRIGADE'S DASH FOR CASH WEEKEND
SCCBC**

Sanction # **CACC**
Track Length: **2.12 Km.**

**MISSION RACEWAY PARK
COMBINED QUALIFYING RESULTS**

OCTOBER 16-17, 2004

ENDURO

POS	CAR	DRIVER	TOWN	MAKE	COLOUR	CLASS	CLUB/LICENS	SPONSOR	2nd Best Tim	Best Time
1	3	Chris Doodson Lorenzo	Maple Ridge/Coquitlam,	Honda Civic	Blue	P3	SCCBC / CACC	T & T Parts	1:32.621	1:32.159
2	9	Chris Hahlen Vance Swif	Chilliwack, BC	Mazda RX9	Red,White	.	SCCBC / CACC	West Coast Hot Rods	1:33.030	1:32.352
3	56	Dave Whieldon	Port Coquitlam, BC	Mazda RX7	Yellow	.	SCCBC / CACC	Canusa Equipment Ltd	1:35.480	1:35.199
4	10	Glenn Mueller Mike Goe	Langley / Richmond, BC	Honda CRX	Blk,Orange	P3	SCCBC / CACC	Nixon Automotive	1:36.585	1:35.246
5	145	Kerry Spanier Mike Red	Sannichton/Victoria,BC	Porsche 913	Red	P1	SCCBC / CACC		1:36.967	1:35.499
6	26	Kim Fabbro	Maple Ridge, BC	Mazda RX7	Yellow	P3	SCCBC / CACC	Canusa Equipment Ltd	1:36.528	1:35.722
7	2	Tracey Pearson H.Wats	Coquitlam/New West, BC	Mazda Miata	Red	P2	SCCBC / CACC	Metro Testing / Specialty Engineering	1:37.521	1:35.838
8	29	Kevin/Peter Skinner Ke	Aldergrove/New West, B	Honda Civic	Green	P3	SCCBC / CACC	The Ad Works	1:37.763	1:37.035
9	53	Bob MacRae Rob Dunlop	Lions Bay/Vancouver, BC	Olds Calais	White,Blue	P2	SCCBC / CACC	Dunlop Automotive / Analytic Systems	1:38.507	1:37.971
10	795	Mark Bennie Lawrie Wa	Nanaimo/Langley, BC	Mazda RX7	Silver	P1	SCCBC / CACC/I	Strictly Racing / Force Fed	1:39.109	1:38.361
11	119	Paul Costa Joe Clement	Burnaby/Delta, BC	Acura Integra	Yellow,Blue	P3	SCCBC / CACC		1:41.272	1:39.660
12	31	David Bruce-Thomas De	W.Van/Chilliwack, BC	Nissan 200SX	Black	P2	SCCBC / CACC		1:40.767	1:39.908
13	17	Skip Jones	Seattle, WA	Datsun 510	Yellow	P3	IRDC / ICSCC	Shore West Realty Assoc.	1:47.558	1:47.439
14	36	Mike Kaerne Ray Stec	Pitt Meadows/Burnaby,	Royale RP37	Red	P1	SCCBC / CACC	Hollynorth Productions	---	---

COMMENTS: **Enduro Combined Qualifying**



STEWARD: _____

17/10/2004 11:35:48 AM


TIMING & SCORING: _____

Bucket Brigade - Dash for Cash

Enduro
Race
Race

Mission Raceway Park (2.12 Km)

17/10/2004 3:30 PM



(3) Chris Doodson Lorenzo Costan

0	2:35.049	
1	1:35.922	-59.127
2	1:32.825	-3.097
3	1:32.275	-0.550
4	1:31.963	-0.312
5	1:32.464	+0.501
6	1:32.205	-0.259
7	1:31.737	-0.468
8	1:31.907	+0.170
9	1:32.171	+0.264
10	1:32.519	+0.348
11	1:32.781	+0.262
12	1:31.334	-1.447
13	1:30.642	-0.692
14	1:32.310	+1.668
15	1:31.677	-0.633
16	1:30.949	-0.728
17	1:31.280	+0.331
18	1:32.944	+1.664
19	1:30.667	-2.277
20	1:33.235	+2.568
21	1:31.916	-1.319
22	1:34.081	+2.165
23	1:31.362	-2.719
24	1:30.809	-0.553
25	1:31.800	+0.991
26	1:31.302	-0.498
27	1:30.725	-0.577
28	1:32.674	+1.949
29	1:34.388	+1.714
30	1:31.213	-3.175
31	1:30.987	-0.226
32	1:30.961	-0.026
33	1:32.395	+1.434
34	1:35.853	+3.458
35	1:39.793	+3.940
36	1:39.156	-0.637
37	1:37.496	-1.660
38	1:37.111	-0.385
39	1:39.271	+2.160
40	1:38.692	-0.579
41	1:38.313	-0.379
p42	2:56.606	+1:18.293
43	1:40.626	-1:15.980
44	1:35.399	-5.227
45	1:35.078	-0.321
46	1:34.880	-0.198
47	1:34.792	-0.088
48	1:34.824	+0.032

(9) Chris Hahlen Vance Swifts

49	1:34.186	-0.638
50	1:34.012	-0.174
51	1:33.187	-0.825
52	1:33.152	-0.035
53	1:33.860	+0.708
54	1:34.592	+0.732
55	1:31.992	-2.600
56	1:32.022	+0.030
57	1:35.557	+3.535
58	1:35.514	-0.043
59	1:33.751	-1.763
60	1:34.644	+0.893
61	1:35.188	+0.544
62	1:34.205	-0.983
63	1:33.200	-1.005
64	1:33.939	+0.739
65	1:33.345	-0.594
66	1:30.804	-2.541
67	1:32.691	+1.887
68	1:33.689	+0.998
69	1:35.683	+1.994
70	1:34.061	-1.622
71	1:34.980	+0.919
72	1:34.047	-0.933
73	1:33.771	-0.276
74	1:33.583	-0.188
0	2:34.173	
1	1:34.480	-59.693
2	1:32.542	-1.938
3	1:32.166	-0.376
4	1:32.264	+0.098
5	1:31.682	-0.582
6	1:31.773	+0.091
7	1:31.625	-0.148
8	1:31.639	+0.014
9	1:32.285	+0.646
10	1:32.977	+0.692
11	1:31.867	-1.110
12	1:31.955	+0.088
13	1:31.346	-0.609
14	1:42.707	+11.361
15	1:32.946	-9.761
16	1:33.989	+1.043
17	1:32.041	-1.948
18	1:31.702	-0.339
19	1:32.281	+0.579
20	1:32.593	+0.312
21	1:32.224	-0.369

(10) Glenn Mueller Mike Goertz

22	1:31.292	-0.932
23	1:31.910	+0.618
24	1:32.243	+0.333
25	1:32.826	+0.583
26	1:31.602	-1.224
27	1:31.728	+0.126
28	1:32.288	+0.560
29	1:32.565	+0.277
30	1:32.594	+0.029
31	1:32.674	+0.080
32	1:32.564	-0.110
33	1:33.731	+1.167
34	1:35.725	+1.994
35	1:38.275	+2.550
36	1:37.831	-0.444
37	1:36.953	-0.878
p38	3:19.089	+1:42.136
39	1:47.681	-1:31.408
40	1:40.824	-6.857
41	1:39.586	-1.238
42	1:40.764	+1.178
43	1:40.852	+0.088
44	1:40.343	-0.509
45	1:38.912	-1.431
46	1:38.713	-0.199
47	1:38.159	-0.554
48	1:37.194	-0.965
49	1:36.284	-0.910
50	1:35.659	-0.625
51	1:38.151	+2.492
52	1:36.628	-1.523
53	1:37.230	+0.602
54	1:34.792	-2.438
55	1:35.192	+0.400
56	1:36.143	+0.951
57	1:34.494	-1.649
58	1:35.096	+0.602
59	1:34.241	-0.855
60	1:34.314	+0.073
61	1:33.855	-0.459
62	1:33.755	-0.100
63	1:32.795	-0.960
64	1:33.662	+0.867
65	1:32.938	-0.724
66	1:31.904	-1.034
67	1:31.865	-0.039
68	1:31.722	-0.143
69	1:32.942	+1.220
70	1:33.012	+0.070
71	1:31.910	-1.102

(10) Glenn Mueller Mike Goertz

72	1:32.661	+0.751
73	1:33.811	+1.150
74	1:37.341	+3.530
0	2:30.940	
1	1:38.668	-52.272
2	1:36.569	-2.099
3	1:37.155	+0.586
4	1:36.276	-0.879
5	1:36.450	+0.174
6	1:36.044	-0.406
7	1:35.541	-0.503
8	1:35.380	-0.161
9	1:35.161	-0.219
10	1:34.627	-0.534
11	1:34.935	+0.308
12	1:35.230	+0.295
13	1:35.526	+0.296
14	1:34.802	-0.724
15	1:34.869	+0.067
16	1:35.665	+0.796
17	1:34.615	-1.050
18	1:34.444	-0.171
19	1:34.227	-0.217
20	1:33.669	-0.558
21	1:33.690	+0.021
22	1:33.688	-0.002
23	1:33.462	-0.226
24	1:33.636	+0.174
25	1:33.348	-0.288
26	1:34.073	+0.725
27	1:34.449	+0.376
28	1:32.979	-1.470
29	1:33.152	+0.173
30	1:33.383	+0.231
31	1:32.776	-0.607
32	1:34.657	+1.881
33	1:35.444	+0.787
34	1:36.882	+1.438
35	1:36.578	-0.304
36	1:36.433	-0.145
37	1:36.819	+0.386
38	1:36.695	-0.124
39	1:39.146	+2.451
40	1:37.607	-1.539
41	1:38.380	+0.773
42	1:38.809	+0.429
43	1:37.635	-1.174
44	1:37.238	-0.397

(10) Glenn Mueller Mike Goertz

45	1:36.984	-0.254
46	1:38.326	+1.342
47	1:38.340	+0.014
48	1:36.628	-1.712
49	1:35.910	-0.718
50	1:37.146	+1.236
51	1:35.819	-1.327
52	1:35.093	-0.726
53	1:34.876	-0.217
54	1:34.385	-0.491
55	1:34.404	+0.019
56	1:34.333	-0.071
p57	2:51.210	+1:16.877
58	1:36.991	-1:14.219
59	1:34.292	-2.699
60	1:33.720	-0.572
61	1:33.675	-0.045
62	1:33.145	-0.530
63	1:33.378	+0.233
64	1:32.874	-0.504
65	1:33.475	+0.601
66	1:32.937	-0.538
67	1:32.258	-0.679
68	1:33.449	+1.191
69	1:33.232	-0.217
70	1:32.118	-1.114
71	1:32.377	+0.259
72	1:32.758	+0.381
73	1:31.957	-0.801

(720) Ryan Ennis

0	2:15.048	
1	1:39.690	-35.358
2	1:36.207	-3.483
p3	2:02.378	+26.171
4	1:38.789	-23.589
5	1:35.892	-2.897
6	1:34.928	-0.964
7	1:34.498	-0.430
8	1:34.823	+0.325
9	1:34.770	-0.053
10	1:34.471	-0.299
11	1:35.440	+0.969
12	1:33.323	-2.117
13	1:33.831	+0.508
14	1:35.091	+1.260
15	1:34.774	-0.317
16	1:36.420	+1.646
17	1:34.494	-1.926
18	1:34.380	-0.114

Bucket Brigade - Dash for Cash

Enduro
Race
Race

Mission Raceway Park (2.12 Km)

17/10/2004 3:30 PM

19	1:34.518	+0.138	69	1:36.471	+1.588	45	1:45.016	+2.207	22	1:39.195	-1.518	1	1:46.369	-38.090
20	1:34.620	+0.102	70	1:37.365	+0.894	46	1:41.197	-3.819	23	1:39.366	+0.171	2	1:43.095	-3.274
21	1:34.199	-0.421	71	1:37.958	+0.593	47	1:42.463	+1.266	24	1:39.627	+0.261	3	1:42.689	-0.406
22	1:35.477	+1.278				48	1:43.056	+0.593	25	1:40.025	+0.398	4	1:42.182	-0.507
23	1:36.515	+1.038	(26) Kim Fabbro			49	1:40.375	-2.681	26	1:40.321	+0.296	5	1:41.578	-0.604
24	1:36.037	-0.478	0	2:30.424		50	1:40.481	+0.106	27	1:39.976	-0.345	6	1:41.243	-0.335
25	1:34.505	-1.532	1	1:41.332	-49.092	51	1:39.576	-0.905	28	1:39.484	-0.492	7	1:42.017	+0.774
26	1:35.159	+0.654	2	1:38.107	-3.225	52	1:39.002	-0.574	29	1:39.517	+0.033	8	1:41.374	-0.643
27	1:35.551	+0.392	3	1:37.200	-0.907	53	1:39.788	+0.786	30	1:40.885	+1.368	9	1:40.345	-1.029
28	1:35.130	-0.421	4	1:38.810	+1.610	54	1:39.094	-0.694	31	1:44.365	+3.480	10	1:41.042	+0.697
29	1:34.719	-0.411	5	1:40.413	+1.603	55	1:38.653	-0.441	32	1:44.072	-0.293	11	1:52.797	+11.755
30	1:34.821	+0.102	6	1:37.092	-3.321	56	1:37.754	-0.899	33	1:44.641	+0.569	12	1:55.910	+3.113
31	1:35.712	+0.891	7	1:35.715	-1.377	57	1:37.148	-0.606	34	1:45.711	+1.070	13	1:41.382	-14.528
32	1:36.245	+0.533	8	1:35.937	+0.222	58	1:38.539	+1.391	35	1:46.240	+0.529	14	1:41.288	-0.094
33	1:36.209	-0.036	9	1:43.043	+7.106	59	1:36.706	-1.833	36	1:47.109	+0.869	15	1:42.876	+1.588
34	1:40.053	+3.844	10	1:36.036	-7.007	60	1:35.768	-0.938	37	1:48.335	+1.226	16	1:42.739	-0.137
35	1:41.324	+1.271	11	1:35.695	-0.341	61	1:36.636	+0.868	38	1:49.204	+0.869	17	1:41.998	-0.741
36	1:41.153	-0.171	12	1:35.338	-0.357	62	1:35.653	-0.983	39	1:47.587	-1.617	18	1:42.442	+0.444
37	1:39.375	-1.778	13	1:34.549	-0.789	63	1:36.129	+0.476	40	1:46.942	-0.645	19	1:41.765	-0.677
38	1:41.041	+1.666	14	1:35.090	+0.541	64	1:35.768	-0.361	p41	3:37.001	+1:50.059	20	1:40.320	-1.445
39	1:39.954	-1.087	15	1:35.133	+0.043	65	1:35.958	+0.190	42	1:50.091	-1:46.910	21	1:40.719	+0.399
p40	3:03.604	+1:23.650	16	1:35.498	+0.365	66	1:36.637	+0.679	43	1:44.010	-6.081	22	1:40.351	-0.368
41	1:40.863	-1:22.741	17	1:37.375	+1.877	67	1:37.129	+0.492	44	1:43.456	-0.554	23	1:40.259	-0.092
p42	2:10.899	+30.036	18	1:36.060	-1.315	68	1:35.683	-1.446	45	1:42.951	-0.505	24	1:40.631	+0.372
43	1:44.194	-26.705	19	1:36.068	+0.008	69	1:36.011	+0.328	46	1:43.972	+1.021	25	1:43.417	+2.786
44	1:38.344	-5.850	20	1:35.129	-0.939	70	1:38.781	+2.770	47	1:42.492	-1.480	26	1:43.288	-0.129
45	1:38.916	+0.572	21	1:34.919	-0.210				48	1:42.928	+0.436	27	1:40.954	-2.334
p46	2:09.747	+30.831	22	1:35.005	+0.086	(31) David Bruce-Thomas Dennis			49	1:42.376	-0.552	28	1:41.893	+0.939
47	1:45.373	-24.374	23	1:35.159	+0.154	0	2:20.422		50	1:41.082	-1.294	29	1:40.547	-1.346
48	1:43.619	-1.754	24	1:35.046	-0.113	1	1:46.992	-33.430	51	1:40.811	-0.271	30	1:42.403	+1.856
49	1:42.343	-1.276	25	1:33.555	-1.491	2	1:43.206	-3.786	52	1:40.214	-0.597	31	1:45.968	+3.565
50	1:38.196	-4.147	26	1:34.059	+0.504	3	1:43.690	+0.484	53	1:39.829	-0.385	32	1:46.476	+0.508
51	1:36.950	-1.246	27	1:35.081	+1.022	4	1:40.897	-2.793	54	1:38.832	-0.997	33	1:48.031	+1.555
52	1:35.295	-1.655	28	1:34.912	-0.169	5	1:41.465	+0.568	55	1:38.479	-0.353	34	1:46.301	-1.730
53	1:36.104	+0.809	29	1:34.879	-0.033	6	1:40.862	-0.603	56	1:38.489	+0.010	35	1:46.202	-0.099
54	1:35.381	-0.723	30	1:34.991	+0.112	7	1:41.304	+0.442	57	1:38.866	+0.377	p36	3:12.064	+1:25.862
55	1:34.213	-1.168	31	1:34.978	-0.013	8	1:41.638	+0.334	58	1:38.417	-0.449	37	1:50.843	-1:21.221
56	1:34.667	+0.454	32	1:37.052	+2.074	9	1:41.452	-0.186	59	1:38.094	-0.323	38	1:44.846	-5.997
57	1:34.545	-0.122	33	1:38.358	+1.306	10	1:40.630	-0.822	60	1:38.269	+0.175	39	1:43.148	-1.698
58	1:34.071	-0.474	34	1:43.813	+5.455	11	1:42.735	+2.105	61	1:37.464	-0.805	40	1:42.886	-0.262
59	1:34.113	+0.042	p35	3:52.189	+2:08.376	12	1:41.021	-1.714	62	1:37.997	+0.533	41	1:42.243	-0.643
60	1:35.014	+0.901	36	1:58.906	-1:53.283	13	1:41.733	+0.712	63	1:38.424	+0.427	42	1:41.949	-0.294
61	1:33.649	-1.365	37	1:46.482	-12.424	14	1:43.134	+1.401	64	1:38.427	+0.003	43	1:41.020	-0.929
62	1:35.130	+1.481	38	1:47.151	+0.669	15	1:40.171	-2.963	65	1:37.838	-0.589	44	1:41.488	+0.468
63	1:33.725	-1.405	39	1:45.201	-1.950	16	1:40.208	+0.037	66	1:36.972	-0.866	45	1:42.328	+0.840
64	1:33.536	-0.189	40	1:48.392	+3.191	17	1:40.255	+0.047	67	1:39.422	+2.450	46	1:41.383	-0.945
65	1:33.811	+0.275	41	1:45.425	-2.967	18	1:40.025	-0.230	68	1:38.343	-1.079	47	1:41.208	-0.175
66	1:33.676	-0.135	42	1:46.321	+0.896	19	1:40.065	+0.040				48	1:40.805	-0.403
67	1:36.035	+2.359	43	1:45.971	-0.350	20	1:40.941	+0.876	(53) Bob MacRae Rob Dunlop			49	1:40.219	-0.586
68	1:34.883	-1.152	44	1:42.809	-3.162	21	1:40.713	-0.228	0	2:24.459		50	1:40.309	+0.090

Printed: 17/10/2004 05:55:13 PM

Licensed to: SCCBC

Chief of Timing & Scoring:

Date:

Signed:



www.amb-it.com
Orbits 1.0



Bucket Brigade - Dash for Cash

Enduro
Race
Race

Mission Raceway Park (2.12 Km)

17/10/2004 3:30 PM

7	1:39.121	+2.313
8	1:40.420	+1.299
9	1:37.972	-2.448
10	1:36.748	-1.224
11	1:36.341	-0.407
12	1:36.877	+0.536
13	1:34.180	-2.697
14	1:39.803	+5.623
p15	8:04.725	+6:24.922
p16	6:23.915	-1:40.810
17	1:42.226	-4:41.689
p18	8:48.873	+17:06.647
19	1:44.495	-17:04.378
20	1:50.709	+6.214
21	1:42.377	-8.332
22	1:42.487	+0.110
23	1:42.640	+0.153

(36) Mike Kaerne Ray Stec

(145) Kerry Spanier Mike Redpath

(795) Mark Bennie Lawrie Watters

Printed: 17/10/2004 05:55:13 PM

Licensed to: SCCBC

Chief of Timing & Scoring:

Date:

Signed:



www.amb-it.com
Orbits 1.0



**BUCKET BRIGADE'S DASH FOR CASH WEEKEND
SCCBC**

**Sanction # CACC
Track Length: 2.12 Km.**

**MISSION RACEWAY PARK
OFFICIAL RACE RESULTS**

OCTOBER 16-17, 2004

ENDURO

POS	CAR	DRIVER	TOWN	MAKE	COLOUR	LAPS	O/A	CLUB/LICENSE	SPONSOR	FASTLAP
P1										
1	9	Chris Hahlen Vance Swifts	Chilliwack, BC	Mazda RX7	Red,White	74	2	SCCBC / CACC	West Coast Hot Rods	1:31.292
2	720	Ryan Ennis	N.Vancouver, BC	Mazda RX7	Black/Orange	71	4	SCCBC / CACC		1:33.323
3	26	Kim Fabbro	Maple Ridge, BC	Mazda RX7	Yellow	70	5	SCCBC / CACC	Canusa Equipment Ltd	1:33.555
DNF	56	Dave Whieldon	Port Coquitlam, BC	Mazda RX7	Yellow	23	DNF	SCCBC / CACC	Canusa Equipment Ltd	1:34.180
DNS	36	Mike Kaerne Ray Stec	Pitt Meadows/Burnaby, B	Royale RP37	Red	0	DNS	SCCBC / CACC	Hollynorth Productions	----
DNS	145	Kerry Spanier Mike Redpath	Sannichton/Victoria,BC	Porsche 913	Red	0	DNS	SCCBC / CACC		----
DNS	795	Mark Bennie Lawrie Watter	Nanaimo/Langley, BC	Mazda RX7	Silver	0	DNS	SCCBC / CACC/ICS	Strictly Racing / Force Fed	----
P2										
1	31	David Bruce-Thomas Dennis	W.Van/Chilliwack, BC	Nissan 200SX	Black	68	6	SCCBC / CACC		1:36.972
2	53	Bob MacRae Rob Dunlop	Lions Bay/Vancouver, BC	Olds Calais	White,Blue	68	7	SCCBC / CACC	Dunlop Automotive / Analytic Systems	1:36.910
DNF	2	Tracey Pearson H.Watson/C.	Coquitlam/New West, BC	Mazda Miata	Red	34	DNF	SCCBC / CACC	Metro Testing / Specialty Engineering	1:32.024
P3										
1	3	Chris Doodson Lorenzo Cost	Maple Ridge/Coquitlam,	Honda Civic	Blue	74	1	SCCBC / CACC	T & T Parts	1:30.642
2	10	Glenn Mueller Mike Goertz	Langley / Richmond, BC	Honda CRX	Blk,Orange	73	3	SCCBC / CACC	Greenline Racing/Nixon Auto	1:31.957
3	119	Paul Costa Joe Clemente	Burnaby/Delta, BC	Acura Integra	Yellow,Blue	67	8	SCCBC / CACC		1:38.708
4	29	Kevin/Peter Skinner Kevin	Aldergrove/New West, B	Honda Civic	Green	45	9	SCCBC / CACC	The Ad Works	1:34.548
DNF	17	Skip Jones	Seattle, WA	Datsun 510	Yellow	65	DNF	IRDC / ICSCC	Shore West Realty Assoc.	1:37.817

TOTAL IN GROUP= 15

COMMENTS:



[Handwritten Signature]

STEWARD: _____

October 17, 2004 6:02:21 PM

TIMING & SCORING: _____