


# Bucket Brigade - Dash for Cash

Solo  
Practice #1  
Practice

Mission Raceway Park (2.12 Km)

16/10/2004 9:45 AM



(31) Larry Sandham

1	1:48.084	
2	1:37.034	-11.050
3	1:46.050	+9.016
4	1:40.960	-5.090
5	1:38.193	-2.767
6	1:35.670	-2.523
7	1:55.590	+19.920
8	1:35.583	-20.007

(15) Sheridan Empey

1	1:59.336	
2	2:01.225	+1.889
3	1:50.119	-11.106
4	1:42.738	-7.381
5	1:52.526	+9.788
6	1:36.732	-15.794
7	1:38.092	+1.360
8	1:37.791	-0.301

(420) Mike Syrnyk

1	2:17.331	
2	1:50.310	-27.021
3	1:43.935	-6.375
4	1:47.226	+3.291
5	1:43.472	-3.754
6	2:05.717	+22.245
7	1:41.387	-24.330

(125) Scott Hulan

1	1:58.310	
2	2:01.078	+2.768
p3	2:09.012	+7.934
4	1:48.181	-20.831
5	1:41.693	-6.488
6	2:01.950	+20.257
7	1:41.671	-20.279

(120) Troy Buxton

1	2:00.771	
2	2:01.950	+1.179
3	1:49.319	-12.631
4	1:43.163	-6.156
5	1:55.646	+12.483
6	1:44.611	-11.035
7	1:45.142	+0.531
8	1:47.532	+2.390

(29) Curtis Syrnyk

1	2:02.342	
---	----------	--

2	2:03.586	+1.244
3	1:51.079	-12.507
4	1:47.891	-3.188
5	1:55.061	+7.170
6	1:46.759	-8.302
7	1:44.540	-2.219

(78) Campbell Carlyle

1	2:00.952	
2	2:01.482	+0.530
3	1:49.981	-11.501
4	1:48.296	-1.685
5	1:54.257	+5.961
6	1:46.912	-7.345
7	1:44.687	-2.225

(2) Paul Van Tessel

1	1:57.971	
2	1:58.085	+0.114
3	1:52.320	-5.765
4	1:45.320	-7.000
5	1:53.739	+8.419
6	1:54.166	+0.427
7	1:46.318	-7.848

(57) Henry Threlfall

1	2:00.595	
2	1:58.806	-1.789
3	1:52.564	-6.242
4	1:47.381	-5.183
5	1:49.383	+2.002

(1) Jason Crombie

1	2:02.007	
2	1:54.688	-7.319
3	1:49.463	-5.225
4	1:48.636	-0.827
5	1:49.461	+0.825
p6	2:53.362	+1:03.901

(56) Thomas Currie

1	2:04.071	
2	1:56.862	-7.209
p3	2:37.894	+41.032
4	1:54.184	-43.710
5	1:49.185	-4.999
6	1:49.353	+0.168
7	1:56.075	+6.722

(6) Clay Gjernes

--	--	--

1	1:57.639	
2	1:53.040	-4.599
p3	2:52.352	+59.312
4	1:54.699	-57.653
5	1:50.016	-4.683
6	1:52.854	+2.838
7	1:55.299	+2.445

(198) Bill Frizzle

1	1:56.041	
p2	3:15.154	+1:19.113
3	2:00.921	-1:14.233

(21) Tom Edwards

1	2:06.765	
p2	8:11.476	+6:04.711
3	2:02.551	-6:08.925

(44) Art Dickenson

1	2:21.986	
2	2:19.909	-2.077
3	2:03.977	-15.932
4	2:31.163	+27.186
5	2:17.488	-13.675

(13) Jared Powell-Williams

--	--	--

(26) Karl Hunter

--	--	--

(15)

--	--	--

(56)


--	--	--

# Bucket Brigade - Dash for Cash

Solo  
Practice #2  
Practice

Mission Raceway Park (2.12 Km)

16/10/2004 12:00 PM



**(31) Larry Sandham**

1	1:43.766	
2	1:33.490	-10.276
3	1:32.683	-0.807
4	1:38.936	+6.253
5	1:41.444	+2.508
6	1:39.236	-2.208
7	1:32.082	-7.154
8	1:31.823	-0.259

**(125) Scott Hulan**

1	1:43.694	
2	1:43.271	-0.423
3	1:38.836	-4.435
4	1:37.628	-1.208
5	1:37.602	-0.026
6	1:45.814	+8.212
7	1:37.519	-8.295
8	1:41.148	+3.629

2	1:46.862	-11.911
3	1:46.574	-0.288
4	1:41.098	-5.476
5	1:50.155	+9.057
6	1:45.620	-4.535
7	1:43.130	-2.490

**(13) Jared Powell-Williams**

**(26) Karl Hunter**

**(15) Sheridan Empey**

1	1:41.615	
2	1:33.726	-7.889
3	1:33.435	-0.291
4	1:41.899	+8.464
5	1:44.290	+2.391
6	1:37.130	-7.160
7	1:36.146	-0.984
8	1:34.587	-1.559

**(6) Clay Gjernes**

1	1:53.423	
2	1:44.394	-9.029
3	1:42.787	-1.607
4	1:40.912	-1.875
5	1:40.755	-0.157
6	1:39.884	-0.871
7	1:43.940	+4.056
8	1:40.426	-3.514

**(198) Bill Frizzle**

1	2:00.170	
2	2:08.356	+8.186
3	1:48.238	-20.118
4	1:46.211	-2.027
5	1:44.771	-1.440
6	1:43.229	-1.542
7	1:41.869	-1.360

**(57) Henry Threlfall**

1	2:25.832	
2	1:52.665	-33.167
3	1:45.741	-6.924
4	1:47.853	+2.112
5	1:44.626	-3.227
6	1:43.338	-1.288
7	1:41.909	-1.429

**(420) Mike Syrnky**

1	1:57.518	
2	1:46.505	-11.013
3	1:41.999	-4.506
4	1:34.845	-7.154
5	1:35.170	+0.325
6	1:34.972	-0.198
7	1:50.919	+15.947
8	1:34.499	-16.420

**(120) Troy Buxton**

1	1:54.896	
2	1:42.977	-11.919
3	1:40.797	-2.180
4	1:40.973	+0.176
5	1:39.928	-1.045
6	1:43.545	+3.617
7	1:45.447	+1.902
8	1:44.962	-0.485

**(21) Tom Edwards**

1	1:59.464	
2	1:52.895	-6.569
3	1:54.050	+1.155
4	1:49.387	-4.663
5	1:51.961	+2.574
6	1:48.397	-3.564
7	1:51.469	+3.072

**(78) Campbell Carlyle**

1	1:44.222	
2	1:37.957	-6.265
3	1:36.676	-1.281
4	1:35.739	-0.937
5	1:42.808	+7.069
6	1:40.065	-2.743
7	1:36.080	-3.985
8	1:41.712	+5.632

**(56) Thomas Currie**

1	1:55.586	
2	1:42.916	-12.670
3	1:40.885	-2.031
4	1:40.209	-0.676
5	1:40.375	+0.166
6	1:40.386	+0.011

**(44) Art Dickenson**

1	2:02.789	
2	2:01.501	-1.288
3	1:55.345	-6.156
4	1:54.305	-1.040
5	1:54.583	+0.278
6	1:51.439	-3.144
7	1:50.840	-0.599

**(29) Curtis Syrnky**

1	1:56.638	
2	1:46.667	-9.971
3	1:43.391	-3.276
4	1:39.500	-3.891
5	1:38.445	-1.055
6	1:38.217	-0.228
7	1:38.273	+0.056
8	1:36.172	-2.101

**(2) Paul Van Tessel**

1	1:53.236	
2	1:47.616	-5.620
3	1:43.452	-4.164
4	1:43.692	+0.240
5	1:44.779	+1.087
6	1:41.522	-3.257
7	1:43.646	+2.124
8	1:40.379	-3.267

**(9) Kirk Salvatore**

1	2:00.343	
2	2:22.753	+22.410
3	1:59.177	-23.576
4	2:04.295	+5.118
5	2:02.671	-1.624

**(1) Jason Crombie**


1	1:58.773	
---	----------	--

# Bucket Brigade - Dash for Cash

Solo  
Timed Runs  
Practice

Mission Raceway Park (2.12 Km)

16/10/2004 4:55 PM



(15) Sheridan Empey  
1 1:31.537  
2 **1:23.846** -7.691  
3 1:23.851 +0.005  
4 1:24.175 +0.324

(31) Larry Sandham  
1 1:36.179  
2 1:24.820 -11.359  
3 1:24.741 -0.079  
4 **1:24.238** -0.503

(6) Clay Gjernes  
1 2:34.938  
2 1:26.585 -1:08.353  
3 1:25.669 -0.916  
4 **1:24.700** -0.969

(57) Henry Threlfall  
1 1:36.121  
2 1:25.623 -10.498  
3 **1:25.184** -0.439  
4 1:25.721 +0.537

(78) Campbell Carlyle  
1 1:35.339  
2 1:25.927 -9.412  
3 1:25.667 -0.260  
4 **1:25.254** -0.413

(420) Mike Syrnyk  
1 1:36.720  
2 1:26.414 -10.306  
3 **1:25.629** -0.785

(56) Thomas Currie  
1 1:53.712  
2 1:27.859 -25.853  
3 1:27.045 -0.814  
4 **1:26.571** -0.474

(29) Curtis Syrnyk  
1 1:37.894  
2 1:29.131 -8.763  
3 1:28.214 -0.917  
4 **1:26.762** -1.452

(1) Jason Crombie  
1 1:47.167  
2 1:29.529 -17.638

3 **1:28.639** -0.890  
4 1:28.690 +0.051

(2) Paul Van Tessel  
1 1:45.975  
2 1:30.826 -15.149  
3 **1:29.823** -1.003  
4 1:31.099 +1.276

(21) Tom Edwards  
1 1:41.410  
2 1:31.020 -10.390  
3 **1:30.252** -0.768  
4 1:30.259 +0.007

(125) Scott Hulan  
1 1:52.428  
2 1:31.300 -21.128  
3 **1:30.503** -0.797  
4 1:30.887 +0.384

(120) Troy Buxton  
1 1:40.320  
2 1:35.116 -5.204  
3 1:34.250 -0.866  
4 **1:32.534** -1.716

(198) Bill Frizzle  
1 1:40.840  
2 **1:32.742** -8.098  
3 1:32.977 +0.235  
4 1:36.796 +3.819

(44) Art Dickenson  
1 2:00.821  
2 1:46.218 -14.603  
3 **1:44.176** -2.042

(9) Kirk Salvatore  
1 **2:04.823**

(13) Jared Powell-Williams

(26) Karl Hunter