


September Daze Weekend

GROUP 1 Practice Practice

Mission Raceway Park (2.12 Km)

04/09/2004 9:20 AM



(722) Steve Paquette

1	1:43.273	
2	1:28.471	-14.802
3	1:23.535	-4.936
4	1:20.960	-2.575
5	1:21.129	+0.169
6	1:20.946	-0.183
7	1:22.060	+1.114
8	1:21.150	-0.910
9	1:19.273	-1.877
10	1:19.928	+0.655

(722) Wouter Bouman

1	1:45.662	
2	1:29.757	-15.905
3	1:23.417	-6.340
4	1:21.409	-2.008
5	1:22.397	+0.988
6	1:22.758	+0.361

(718) Man Fai Cheung

1	1:45.111	
p2	1:59.965	+14.854
3	1:30.238	-29.727
p4	2:12.251	+42.013
5	1:37.347	-34.904
6	1:26.945	-10.402
7	1:26.850	-0.095
8	1:24.192	-2.658
9	1:23.653	-0.539

(737) John Cartwright

1	1:45.895	
2	1:33.352	-12.543
3	1:27.911	-5.441
4	1:29.537	+1.626
5	1:29.010	-0.527
6	1:29.534	+0.524
7	1:28.419	-1.115
8	1:27.077	-1.342
9	1:26.156	-0.921

(192) Dale Beuning

1	1:47.755	
2	1:30.812	-16.943
3	1:28.228	-2.584
4	1:28.100	-0.128
5	1:29.747	+1.647
6	1:30.781	+1.034
7	1:29.653	-1.128

(148) Will Diefenbach

1	1:47.650	
2	1:30.144	-17.506
3	1:30.012	-0.132
4	1:30.616	+0.604
5	1:31.560	+0.944
6	1:30.785	-0.775
7	1:29.169	-1.616
8	1:27.324	-1.845
9	1:27.214	-0.110

(21) Dan Heinrich

1	1:42.178	
2	1:31.713	-10.465
3	1:28.379	-3.334
4	1:27.356	-1.023

(65) Richard Cabe

1	1:45.183	
2	1:32.784	-12.399
3	1:30.790	-1.994
4	1:29.018	-1.772
5	1:29.872	+0.854
6	1:30.247	+0.375
7	1:29.740	-0.507
8	1:29.289	-0.451
9	1:27.869	-1.420
10	1:28.388	+0.519

(52) Manfred Duske

1	1:45.620	
2	1:35.745	-9.875
3	1:32.788	-2.957
4	1:30.055	-2.733
5	1:30.995	+0.940
6	1:30.540	-0.455
7	1:29.818	-0.722
8	1:28.202	-1.616
9	1:30.569	+2.367

(106) Jeff Wicks

1	1:49.586	
2	1:37.994	-11.592
3	1:37.814	-0.180
4	1:36.401	-1.413
5	1:33.699	-2.702
6	1:32.483	-1.216

(779)

7	1:31.211	-1.272
8	1:30.410	-0.801
9	1:28.900	-1.510

(126) Peter Jenkin

1	1:55.655	
2	1:39.553	-16.102
3	1:35.027	-4.526
4	1:35.731	+0.704
5	1:36.152	+0.421
6	1:34.751	-1.401
7	1:31.555	-3.196
8	1:30.624	-0.931
9	1:29.135	-1.489

(03) Brad Pugh

1	1:45.847	
2	1:34.902	-10.945
3	1:34.206	-0.696
4	1:31.481	-2.725
5	1:32.156	+0.675
6	1:32.100	-0.056
7	1:30.609	-1.491
8	1:29.221	-1.388
9	1:29.456	+0.235

(120) Gregory Miller

1	1:42.950	
2	1:34.252	-8.698
3	1:29.962	-4.290
4	1:31.980	+2.018
5	1:32.617	+0.637
6	1:31.777	-0.840
7	1:34.312	+2.535
8	1:31.223	-3.089
9	1:30.354	-0.869

(779) Joe Clemente

1	1:44.492	
p2	2:07.875	+23.383

(702) Tracey Pearson

(719) Chris Hahlen

(720) Ryan Ennis

(192) Dale Beuning

(126) Peter Jenkin


September Daze Weekend

GROUP 1

Qualifying - SAT Qualify

Mission Raceway Park (2.12 Km)

04/09/2004 1:45 PM



(772) Steve Paquette

1	1:28.384	
2	1:19.501	-8.883
3	1:17.616	-1.885
4	1:17.158	-0.458
5	1:16.956	-0.202
6	1:17.485	+0.529
7	1:18.655	+1.170
8	1:18.619	-0.036
9	1:18.516	-0.103
10	1:17.569	-0.947
11	1:18.997	+1.428

(722) Wouter Bouman

1	1:33.290	
2	1:19.914	-13.376
3	1:18.826	-1.088
4	1:19.608	+0.782
5	1:18.296	-1.312
6	1:18.326	+0.030
7	1:18.805	+0.479

(742) Howard Whitlock

1	1:44.992	
2	1:27.761	-17.231
3	1:23.162	-4.599
4	1:20.348	-2.814
5	1:18.821	-1.527
6	1:20.280	+1.459
7	1:28.981	+8.701
8	1:22.952	-6.029
9	1:31.747	+8.795

(788) Greg Carter

1	1:30.867	
2	1:25.476	-5.391
3	1:20.147	-5.329
4	1:19.972	-0.175
5	1:20.586	+0.614
6	1:20.396	-0.190

(148) Will Diefenbach

1	1:33.568	
2	1:25.447	-8.121
3	1:23.753	-1.694
4	1:23.403	-0.350
5	1:22.885	-0.518
6	1:23.404	+0.519
7	1:23.360	-0.044
8	1:23.284	-0.076

(720) Ryan Ennis

1	1:35.491	
2	1:26.910	-8.581
p3	2:19.778	+52.868
4	1:45.447	-34.331
5	1:25.094	-20.353
6	1:26.513	+1.419
7	1:25.157	-1.356
8	1:22.962	-2.195
9	1:32.500	+9.538

(718) Man Fai Cheung

1	1:34.012	
p2	2:28.708	+54.696
3	1:31.477	-57.231
4	1:23.324	-8.153
5	1:23.639	+0.315
6	1:24.786	+1.147
7	1:24.237	-0.549
8	1:25.143	+0.906
9	1:29.372	+4.229

(737) John Cartwright

1	1:36.202	
p2	1:53.985	+17.783
3	1:31.383	-22.602
4	1:28.646	-2.737
5	1:26.462	-2.184
6	1:24.764	-1.698
7	1:24.188	-0.576
8	1:23.569	-0.619
9	1:24.893	+1.324

(52) Manfred Duske

1	1:39.532	
2	1:26.458	-13.074
3	1:24.434	-2.024
4	1:23.626	-0.808
5	1:24.712	+1.086

(21) Dan Heinrich

1	1:30.145	
2	1:24.120	-6.025
3	1:24.857	+0.737
4	1:24.114	-0.743
5	1:23.657	-0.457
6	1:24.117	+0.460

(155) Rick Bostrom

1	1:34.742	
2	1:26.732	-8.010
3	1:26.984	+0.252
4	1:23.937	-3.047
5	1:26.897	+2.960
6	1:25.190	-1.707
7	1:24.392	-0.798
8	1:26.114	+1.722
9	1:25.033	-1.081
10	1:24.725	-0.308

(719) Chris Hahlen

1	1:38.963	
2	1:26.863	-12.100
3	1:25.444	-1.419
4	1:24.750	-0.694
5	1:25.083	+0.333
6	1:24.399	-0.684
7	1:25.694	+1.295
8	1:24.194	-1.500
9	1:24.735	+0.541
10	1:25.723	+0.988

(702) Tracey Pearson

1	1:42.744	
2	1:30.028	-12.716
3	1:28.838	-1.190
4	1:25.635	-3.203
5	1:27.093	+1.458
6	1:24.226	-2.867
7	1:24.566	+0.340
8	1:27.038	+2.472
9	1:24.321	-2.717

(730) Vance Swift

1	1:34.260	
2	1:28.978	-5.282
3	1:25.733	-3.245
4	1:24.964	-0.769
5	1:26.763	+1.799
6	1:24.508	-2.255

(126) Peter Jenkin

1	1:36.148	
2	1:27.609	-8.539

p3 2:29.699 +1:02.090

4	1:32.081	-57.618
5	1:25.342	-6.739
6	1:25.372	+0.030
7	1:25.967	+0.595
8	1:24.701	-1.266
9	1:25.303	+0.602

(45) Mike Blaszcak

1	1:36.370	
2	1:26.986	-9.384
3	1:27.180	+0.194
4	1:25.968	-1.212
5	1:25.493	-0.475
6	1:25.574	+0.081
7	1:25.460	-0.114
8	1:25.086	-0.374
9	1:25.120	+0.034
10	1:25.674	+0.554

(192) Dale Beuning

1	1:38.539	
2	1:34.584	-3.955
3	1:28.860	-5.724
4	1:27.816	-1.044
5	1:27.184	-0.632
6	1:25.437	-1.747
7	1:27.989	+2.552
8	1:33.183	+5.194
9	1:28.608	-4.575

(65) Richard Cabe

1	1:33.930	
2	1:25.944	-7.986
3	1:26.695	+0.751
4	1:26.296	-0.399

(120) Gregory Miller

1	1:39.627	
2	1:36.125	-3.502
3	1:28.883	-7.242
4	1:28.046	-0.837
5	1:27.272	-0.774
6	1:29.176	+1.904
7	1:30.509	+1.333
8	1:26.671	-3.838
9	1:28.770	+2.099

(106) Jeff Wicks

1	1:36.506	
---	----------	--

2 1:28.980 -7.526

3	1:27.065	-1.915
4	1:26.823	-0.242
5	1:27.447	+0.624
6	1:27.687	+0.240
7	1:27.702	+0.015
8	1:27.208	-0.494
9	1:27.741	+0.533

(779) Joe Clemente

1	1:44.347	
2	1:33.586	-10.761
3	1:28.166	-5.420
4	1:28.380	+0.214
5	1:27.472	-0.908
6	1:29.646	+2.174
p7	2:11.204	+41.558
8	1:31.090	-40.114
9	1:27.992	-3.098

(03) Brad Pugh

1	1:34.806	
2	1:28.352	-6.454
3	1:28.535	+0.183
4	1:28.826	+0.291
5	1:30.733	+1.907
6	1:31.005	+0.272
7	1:32.733	+1.728
8	1:28.356	-4.377
9	1:28.620	+0.264

(78) Graham T. Jebbett


1	1:57.430	
2	1:48.060	-9.370

September Daze Weekend

GROUP 1 Qualifying - SUN Qualify

Mission Raceway Park (2.12 Km)

05/09/2004 9:20 AM



(772) Steve Paquette

1	1:38.496	
2	1:22.299	-16.197
3	1:17.575	-4.724
4	1:16.289	-1.286
5	1:16.406	+0.117
6	1:17.873	+1.467
7	1:17.333	-0.540
8	1:17.357	+0.024
9	1:19.954	+2.597
10	1:17.338	-2.616

(722) Wouter Bouman

1	1:39.311	
2	1:20.194	-19.117
3	1:18.418	-1.776
4	1:17.612	-0.806
5	2:37.199	+1:19.587
6	1:17.080	-1:20.119
7	1:17.279	+0.199

(70) Mac Riussell

1	1:34.166	
2	1:21.052	-13.114
3	1:20.831	-0.221
4	1:18.560	-2.271
5	1:17.848	-0.712

(148) Will Diefenbach

1	1:37.848	
2	1:24.179	-13.669
3	1:23.660	-0.519
4	1:23.038	-0.622
5	1:23.976	+0.938
6	1:23.627	-0.349
7	1:23.117	-0.510
8	1:23.346	+0.229
9	1:24.271	+0.925
10	1:23.483	-0.788

(720) Ryan Ennis

1	1:53.267	
2	1:36.369	-16.898
3	1:24.456	-11.913
4	1:24.178	-0.278
5	1:24.093	-0.085
6	1:23.885	-0.208
7	1:23.840	-0.045
8	1:23.337	-0.503
9	1:24.011	+0.674

(718) Man Fai Cheung

1	1:38.366	
p2	2:34.706	+56.340
3	1:29.392	-1:05.314
4	1:23.664	-5.728
5	1:27.257	+3.593
6	2:47.027	+1:19.770
7	1:30.029	-1:16.998

(21) Dan Heinrich

1	1:34.585	
2	1:26.491	-8.094
3	1:24.536	-1.955
4	1:24.215	-0.321
5	1:23.796	-0.419
6	1:24.176	+0.380
7	1:23.946	-0.230
8	1:24.479	+0.533
9	1:24.381	-0.098

(192) Dale Beuning

1	1:47.233	
2	1:27.559	-19.674
3	1:27.002	-0.557
4	1:23.846	-3.156
5	1:26.179	+2.333
6	1:25.294	-0.885
7	1:25.334	+0.040
8	1:25.142	-0.192
9	1:25.827	+0.685

(719) Chris Hahlen

p1	3:09.300	
2	1:34.598	-1:34.702
3	1:24.593	-10.005
4	1:24.650	+0.057
5	1:25.317	+0.667
6	1:24.652	-0.665
7	1:25.275	+0.623
8	1:23.886	-1.389

(730) Vance Swift

1	1:35.552	
2	1:28.027	-7.525
3	1:33.943	+5.916
4	1:33.151	-0.792
5	1:24.017	-9.134

(702) Tracey Pearson

(155) Rick Bostrom

1	1:43.731	
2	1:27.067	-16.664
3	1:25.681	-1.386
4	1:24.072	-1.609
5	1:25.802	+1.730
6	1:24.707	-1.095
7	1:25.075	+0.368
8	1:24.793	-0.282
9	1:26.092	+1.299

(126) Peter Jenkin

1	1:29.244	
2	1:25.486	-3.758
3	1:28.266	+2.780
4	1:24.737	-3.529

(120) Gregory Miller

1	1:46.461	
2	1:28.543	-17.918
3	1:26.100	-2.443
4	1:24.845	-1.255
5	1:25.185	+0.340
6	1:25.230	+0.045
7	1:25.524	+0.294
8	1:27.041	+1.517
9	1:25.242	-1.799

(106) Jeff Wicks

1	1:45.105	
2	1:28.083	-17.022
3	1:26.793	-1.290
4	1:26.805	+0.012
5	1:26.354	-0.451
6	1:27.168	+0.814
7	1:27.584	+0.416
8	1:27.235	-0.349
9	1:27.442	+0.207

(03) Brad Pugh

1	1:37.619	
2	1:29.220	-8.399
3	1:27.686	-1.534
4	1:27.296	-0.390
5	1:26.870	-0.426
6	1:26.889	+0.019
7	1:26.620	-0.269
8	1:26.600	-0.020
9	1:27.143	+0.543

(95) Owen Walstrom

1	1:29.368	
2	1:27.515	-1.853
3	1:28.052	+0.537
4	1:26.647	-1.405
5	1:28.073	+1.426
6	1:26.740	-1.333
7	1:27.543	+0.803
8	1:30.819	+3.276

(52) Manfred Duske

1	1:36.007	
2	1:28.258	-7.749
3	1:27.951	-0.307
4	1:27.322	-0.629

(187) Shelley Russell

1	1:37.900	
2	1:32.127	-5.773

(742) Howard Whitlock

1	1:51.725	
2	1:42.697	-9.028
3	1:34.431	-8.266
4	1:33.654	-0.777
5	1:35.761	+2.107
6	1:32.146	-3.615

(45) Mike Blaszcak

1	1:48.200	
---	----------	--

(65) Richard Cabe

(78) Graham T. Jebbett

(737) John Cartwright

(779) Joe Clemente

(788) Greg Carter

Chief of Timing & Scoring:
Date:
Signed:



September Daze Weekend

GROUP 1

Race

Race

Mission Raceway Park (2.12 Km)

05/09/2004 1:10 PM

(722) Wouter Bouman		
0	2:45.137	
1	1:29.821	-1:15.316
2	2:34.011	+1:04.190
3	1:18.758	-1:15.253
4	1:18.275	-0.483
5	1:18.615	+0.340
6	1:17.997	-0.618
7	1:18.582	+0.585
8	1:18.528	-0.054
9	1:18.927	+0.399
10	1:19.143	+0.216
11	1:20.085	+0.942
12	1:21.041	+0.956
13	1:19.768	-1.273
14	1:20.309	+0.541
15	1:20.215	-0.094
16	1:20.782	+0.567
17	1:21.023	+0.241
18	1:20.531	-0.492
19	1:20.795	+0.264
20	1:20.469	-0.326
21	1:22.142	+1.673
22	1:25.764	+3.622

(788) Greg Carter		
0	2:40.006	
1	1:31.629	-1:08.377
2	2:33.875	+1:02.246
3	1:21.097	-1:12.778
4	1:20.945	-0.152
5	1:21.479	+0.534
6	1:22.365	+0.886
7	1:22.298	-0.067
8	1:22.007	-0.291
9	1:22.092	+0.085
10	1:22.339	+0.247
11	1:21.955	-0.384
12	1:22.372	+0.417
13	1:20.870	-1.502
14	1:21.726	+0.856
15	1:22.066	+0.340
16	1:24.620	+2.554
17	1:22.139	-2.481
18	1:20.996	-1.143
19	1:22.077	+1.081
20	1:23.606	+1.529
21	1:21.791	-1.815
22	1:21.731	-0.060

(148) Will Diefenbach		
0	2:39.397	
1	1:32.723	-1:06.674
2	2:33.894	+1:01.171
3	1:23.861	-1:10.033
4	1:23.929	+0.068
5	1:23.723	-0.206
6	1:23.426	-0.297
7	1:23.170	-0.256
8	1:23.503	+0.333
9	1:23.879	+0.376
10	1:24.558	+0.679
11	1:24.940	+0.382
12	1:23.542	-1.398
13	1:23.352	-0.190
14	1:23.720	+0.368
15	1:23.651	-0.069
16	1:23.713	+0.062
17	1:23.687	-0.026
18	1:25.889	+2.202
19	1:22.817	-3.072
20	1:23.246	+0.429
21	1:25.086	+1.840
22	1:23.254	-1.832

0	2:35.380	
1	1:32.828	-1:02.552
2	2:34.685	+1:01.857
3	1:25.206	-1:09.479
4	1:24.828	-0.378
5	1:24.772	-0.056
6	1:25.234	+0.462
7	1:24.554	-0.680
8	1:26.220	+1.666
9	1:25.163	-1.057
10	1:26.608	+1.445
11	1:25.735	-0.873
12	1:25.200	-0.535
13	1:25.037	-0.163
14	1:25.315	+0.278
15	1:25.548	+0.233
16	1:24.683	-0.865
17	1:24.745	+0.062
18	1:24.833	+0.088
19	1:24.619	-0.214
20	1:25.002	+0.383
21	1:24.958	-0.044

2	2:29.020	+42.848
3	1:24.417	-1:04.603
4	1:21.561	-2.856
5	1:22.523	+0.962
6	1:21.249	-1.274
7	1:20.532	-0.717
8	1:23.721	+3.189
p9	2:12.204	+48.483
10	1:23.021	-39.183
11	1:24.273	-8.748
12	1:23.212	-1.061
13	1:20.923	-2.289
14	1:22.103	+1.180
15	1:21.952	-0.151
16	1:20.816	-1.136
17	1:23.048	+2.232
18	1:21.831	-1.217
19	1:22.046	+0.215
20	1:21.138	-0.908
21	1:20.979	-0.159

(70) Mac Riussell		
0	2:42.781	
1	1:30.347	-1:12.434
2	2:33.371	+1:03.024
3	1:19.932	-1:13.439
4	1:18.976	-0.956
5	1:19.256	+0.280
6	1:18.439	-0.817
7	1:19.410	+0.971
8	1:19.244	-0.166
9	1:20.497	+1.253
10	1:22.874	+2.377
11	1:21.843	-1.031
12	1:23.220	+1.377
13	1:21.668	-1.552
14	1:20.837	-0.831
15	1:20.574	-0.263
16	1:19.825	-0.749
17	1:20.406	+0.581
18	1:20.988	+0.582
19	1:23.532	+2.544
20	1:25.442	+1.910
21	1:24.984	-0.458
22	1:24.840	-0.144

(720) Ryan Ennis		
0	2:37.766	
1	1:32.338	-1:05.428
2	2:33.354	+1:01.016
3	1:23.676	-1:09.678
4	1:23.816	+0.140
5	1:23.761	-0.055
6	1:23.625	-0.136
7	1:23.405	-0.220
8	1:23.804	+0.399
9	1:24.247	+0.443
10	1:24.559	+0.312
11	1:24.645	+0.086
12	1:23.674	-0.971
13	1:23.330	-0.344
14	1:23.646	+0.316
15	1:23.469	-0.177
16	1:23.900	+0.431
17	1:23.744	-0.156
18	1:23.650	-0.094
19	1:24.389	+0.739
20	1:23.765	-0.624
21	1:24.160	+0.395
22	1:24.201	+0.041

(21) Dan Heinrich		
0	2:30.597	
1	1:33.897	-56.700
2	2:34.904	+1:01.007
3	1:25.131	-1:09.773
4	1:24.601	-0.530
5	1:24.215	-0.386
6	1:24.969	+0.754
7	1:24.732	-0.237
8	1:26.604	+1.872
9	1:24.500	-2.104
10	1:23.585	-0.915
11	1:24.396	+0.811
12	1:23.976	-0.420
13	1:24.669	+0.693
14	1:24.223	-0.446
15	1:24.063	-0.160
16	1:24.138	+0.075
17	1:25.837	+1.699
18	1:25.012	-0.825
19	1:24.687	-0.325
20	1:24.514	-0.173
21	1:26.275	+1.761

(719) Chris Hahlen		
0	2:28.554	
1	1:34.729	-53.825
2	2:34.306	+59.577
3	1:25.301	-1:09.005
4	1:25.027	-0.274
5	1:24.229	-0.798
6	1:24.423	+0.194
7	1:24.727	+0.304
8	1:27.038	+2.311
9	1:24.735	-2.303
10	1:26.472	+1.737
11	1:25.264	-1.208
12	1:25.279	+0.015
13	1:24.508	-0.771
14	1:25.182	+0.674
15	1:25.722	+0.540
16	1:24.731	-0.991
17	1:24.422	-0.309
18	1:25.423	+1.001
19	1:25.815	+0.392
20	1:24.921	-0.894
21	1:24.919	-0.002

(155) Rick Bostrom		
0	2:24.799	
1	1:37.504	-47.295
2	2:34.095	+56.591
3	1:25.041	-1:09.054
4	1:25.478	+0.437
5	1:25.104	-0.374
6	1:25.509	+0.405
7	1:25.781	+0.272
8	1:25.489	-0.292
9	1:25.013	-0.476
10	1:25.380	+0.367
11	1:26.949	+1.569
12	1:27.021	+0.072
13	1:26.766	-0.255
14	1:26.144	-0.622
15	1:26.870	+0.726
16	1:27.381	+0.511
17	1:25.402	-1.979
18	1:26.475	+1.073
19	1:28.669	+2.194
20	1:26.017	-2.652
21	1:28.720	+2.703

(65) Richard Cabe		
0	2:20.378	
1	1:40.789	-39.589
2	2:33.702	+52.913
3	1:27.090	-1:06.612

(52) Manfred Duske		
0	2:02.781	
1	1:46.172	-16.609

(742) Howard Whitlock		
0	2:02.781	
1	1:46.172	-16.609

September Daze Weekend

GROUP 1

Mission Raceway Park (2.12 Km)

Race

Race

05/09/2004 1:10 PM

4	1:25.493	-1.597	6	1:30.206	+1.939	8	1:27.642	+0.117	10	1:27.598	-0.560	0	2:22.645	
5	1:27.098	+1.605	7	1:28.133	-2.073	9	1:28.722	+1.080	11	1:28.291	+0.693	1	1:35.976	-46.669
6	1:26.242	-0.856	8	1:27.094	-1.039	10	1:28.051	-0.671	12	1:27.356	-0.935	2	2:34.214	+58.238
7	1:26.390	+0.148	9	1:28.015	+0.921	11	1:27.816	-0.235	13	1:28.219	+0.863	3	1:24.376	-1:09.838
8	1:26.165	-0.225	10	1:25.774	-2.241	12	1:28.362	+0.546	14	1:28.395	+0.176	4	1:25.291	+0.915
9	1:26.422	+0.257	11	1:25.778	+0.004	13	1:28.093	-0.269	15	1:28.797	+0.402	5	1:24.125	-1.166
10	1:26.064	-0.358	12	1:26.015	+0.237	14	1:26.560	-1.533	16	1:26.925	-1.872	6	1:24.127	+0.002
11	1:27.024	+0.960	13	1:25.349	-0.666	15	1:25.934	-0.626	17	1:27.464	+0.539	7	1:25.211	+1.084
12	1:26.716	-0.308	14	1:25.765	+0.416	16	1:26.819	+0.885	18	1:29.121	+1.657	8	1:25.814	+0.603
13	1:28.355	+1.639	15	1:25.041	-0.724	17	1:26.589	-0.230	19	1:28.044	-1.077	9	1:24.362	-1.452
14	1:26.273	-2.082	16	1:25.382	+0.341	18	1:26.830	+0.241	20	1:28.659	+0.615	10	1:24.444	+0.082
15	1:27.118	+0.845	17	1:27.769	+2.387	19	1:26.018	-0.812	21	1:27.604	-1.055	11	1:24.268	-0.176
16	1:26.355	-0.763	18	1:25.175	-2.594	20	1:26.023	+0.005				12	1:23.292	-0.976
17	1:26.360	+0.005	19	1:24.785	-0.390	21	1:25.537	-0.486				13	1:24.589	+1.297
18	1:27.769	+1.409	20	1:27.036	+2.251				(779) Joe Clemente					
19	1:26.405	-1.364	21	1:25.305	-1.731				0	2:12.061				
20	1:26.623	+0.218				(192) Dale Beuning			1	1:46.267	-25.794			
21	1:26.225	-0.398				0	2:29.122		2	2:31.252	+44.985	(126) Peter Jenkin		
			(03) Brad Pugh			1	1:32.376	-56.746	3	1:30.220	-1:01.032	0	2:22.100	
			0	2:15.168		2	2:35.861	+1:03.485	4	1:28.073	-2.147	1	1:38.045	-44.055
(145) Daryl Simpson			1	1:43.406	-31.762	3	1:25.001	-1:10.860	5	1:27.640	-0.433	2	2:34.256	+56.211
0	2:08.095		2	2:31.473	+48.067	4	1:24.791	-0.210	6	1:26.891	-0.749	3	1:26.146	-1:08.110
1	1:42.002	-26.093	3	1:28.239	-1:03.234	5	1:28.479	+3.688	7	1:27.707	+0.816	4	1:25.326	-0.820
2	2:31.483	+49.481	4	1:28.968	+0.729	6	1:25.656	-2.823	8	1:27.556	-0.151	5	1:25.035	-0.291
3	1:27.369	-1:04.114	5	1:26.813	-2.155	7	1:25.646	-0.010	9	1:28.896	+1.340	6	1:26.219	+1.184
4	1:27.455	+0.086	6	1:29.386	+2.573	8	1:25.444	-0.202	10	1:27.961	-0.935	7	1:25.614	-0.605
5	1:26.742	-0.713	7	1:26.869	-2.517	9	1:25.489	+0.045	11	1:27.585	-0.376	8	1:24.842	-0.772
6	1:25.758	-0.984	8	1:25.646	-1.223	10	1:25.482	-0.007	12	1:28.525	+0.940	9	1:25.455	+0.613
7	1:25.996	+0.238	9	1:27.754	+2.108	11	1:26.439	+0.957	13	1:28.172	-0.353	10	1:25.044	-0.411
8	1:25.995	-0.001	10	1:27.439	-0.315	12	1:27.017	+0.578	14	1:33.485	+5.313	11	1:25.847	+0.803
9	1:25.753	-0.242	11	1:29.978	+2.539	13	1:36.235	+9.218	p15	2:03.625	+30.140	(772) Steve Paquette		
10	1:25.546	-0.207	12	1:26.463	-3.515	14	1:29.192	-7.043	16	1:31.417	-32.208	0	2:45.729	
11	1:26.467	+0.921	13	1:26.853	+0.390	15	1:30.659	+1.467	17	1:28.553	-2.864	(737) John Cartwright		
12	1:25.758	-0.709	14	1:28.528	+1.675	16	1:32.792	+2.133	18	1:31.317	+2.764	0	2:37.491	
13	1:25.979	+0.221	15	1:27.923	-0.605	17	1:30.352	-2.440	19	1:30.688	-0.629	(45) Mike Blaszcak		
14	1:27.042	+1.063	16	1:26.429	-1.494	18	1:31.320	+0.968	20	1:29.481	-1.207	(78) Graham T. Jebbett		
15	1:26.001	-1.041	17	1:26.813	+0.384	19	1:30.465	-0.855				(702) Tracey Pearson		
16	1:25.745	-0.256	18	1:27.782	+0.969	20	1:32.033	+1.568	(187) Shelley Russell					
17	1:27.251	+1.506	19	1:27.343	-0.439	21	1:27.544	-4.489	0	2:11.039				
18	1:28.387	+1.136	20	1:26.728	-0.615				1	1:50.155	-20.884			
19	1:27.652	-0.735	21	1:26.691	-0.037	(120) Gregory Miller			2	2:30.321	+40.166			
20	1:27.762	+0.110				0	2:19.011		3	1:30.913	-59.408			
21	1:26.246	-1.516	(106) Jeff Wicks			1	1:39.827	-39.184	4	1:29.942	-0.971			
			0	2:17.557		2	2:33.606	+53.779	5	1:30.424	+0.482			
(95) Owen Walstrom			1	1:45.600	-31.957	3	1:29.926	-1:03.680	6	1:31.065	+0.641			
0	2:14.634		2	2:32.133	+46.533	4	1:27.547	-2.379	7	1:33.596	+2.531			
1	1:41.154	-33.480	3	1:31.660	-1:00.473	5	1:28.368	+0.821	8	1:30.906	-2.690			
2	2:31.731	+50.577	4	1:28.335	-3.325	6	1:28.631	+0.263	9	1:30.966	+0.060			
3	1:27.429	-1:04.302	5	1:27.648	-0.687	7	1:27.700	-0.931	p10	6:09.918	+14:38.952			
4	1:27.778	+0.349	6	1:26.789	-0.859	8	1:27.859	+0.159				(730) Vance Swift		
5	1:28.267	+0.489	7	1:27.525	+0.736	9	1:28.158	+0.299						

Chief of Timing & Scoring:
Date:
Signed:



September Daze Weekend

GROUP 2

Practice

Practice

Mission Raceway Park (2.12 Km)

04/09/2004 9:45 AM

(161) Carlo Sparacio

1	1:40.511	
2	1:27.518	-12.993
3	1:25.297	-2.221
4	1:25.071	-0.226
5	1:24.702	-0.369
6	1:24.421	-0.281
7	1:25.725	+1.304
8	1:25.035	-0.690
9	1:25.224	+0.189
10	1:27.930	+2.706

(113) Tom Davies

1	1:50.279	
2	1:38.143	-12.136
3	1:37.228	-0.915
4	1:31.774	-5.454
5	1:26.301	-5.473
6	1:26.279	-0.022
7	1:24.844	-1.435
8	1:28.203	+3.359
9	1:27.898	-0.305

(07) Jeff Clark

1	1:39.311	
2	1:26.443	-12.868
3	1:25.498	-0.945
4	1:25.638	+0.140
5	1:25.770	+0.132
6	1:27.336	+1.566
7	1:25.671	-1.665
8	1:25.985	+0.314
9	1:27.586	+1.601
10	1:30.262	+2.676

(722) Yvette Jackson

1	1:53.271	
2	1:29.972	-23.299
3	1:27.170	-2.802
4	1:26.306	-0.864
5	1:27.206	+0.900
6	1:26.833	-0.373
7	1:26.453	-0.380
8	1:26.202	-0.251
9	1:28.098	+1.896

(35) Tom Busic

1	1:49.732	
2	1:31.176	-18.556
3	1:29.314	-1.862

4	1:28.359	-0.955
5	1:27.124	-1.235
6	1:26.281	-0.843
7	1:27.777	+1.496
8	1:27.943	+0.166
9	1:27.598	-0.345

(0) Peter Belfanti

1	1:40.255	
2	1:28.883	-11.372
3	1:28.035	-0.848
4	1:27.974	-0.061
5	1:26.740	-1.234
6	1:26.773	+0.033
7	1:26.326	-0.447
8	1:26.304	-0.022
9	1:26.506	+0.202
10	1:27.526	+1.020

(62) Ron Johnson

1	1:40.068	
2	1:29.225	-10.843
3	1:29.538	+0.313
4	1:27.282	-2.256
5	1:27.554	+0.272
6	1:27.215	-0.339
7	1:27.855	+0.640
8	1:26.771	-1.084
9	1:26.466	-0.305
10	1:28.663	+2.197

(0) Mike Volk

1	1:40.475	
2	1:28.579	-11.896
3	1:28.246	-0.333
4	1:27.123	-1.123
5	1:28.447	+1.324
6	1:28.018	-0.429
7	1:26.723	-1.295
8	1:27.126	+0.403
9	1:26.995	-0.131
10	1:26.709	-0.286

(32) Chris Heinrich

1	1:43.976	
2	1:31.582	-12.394
3	1:27.910	-3.672
4	1:27.283	-0.627
5	1:27.151	-0.132
6	1:27.459	+0.308

7	1:27.614	+0.155
8	1:27.413	-0.201
9	1:27.511	+0.098
10	1:27.697	+0.186

(160) Tim Roche

1	1:42.705	
2	1:34.188	-8.517
p3	2:18.662	+44.474
4	1:36.219	-42.443
5	1:28.310	-7.909
6	1:27.196	-1.114
7	1:27.208	+0.012

(93) Brian Elmore

1	1:50.273	
2	1:33.535	-16.738
3	1:29.520	-4.015
4	1:28.075	-1.445
5	1:27.564	-0.511
6	1:27.198	-0.366
7	1:27.339	+0.141
8	1:27.872	+0.533
9	1:27.510	-0.362

(54) Bruce Boyd

1	1:44.788	
2	1:31.687	-13.101
3	1:29.022	-2.665
4	1:27.519	-1.503
5	1:27.777	+0.258
6	1:29.997	+2.220
7	1:28.913	-1.084
8	1:28.920	+0.007

(03) Mark Wilson

1	1:51.017	
2	1:29.900	-21.117
3	1:29.684	-0.216
4	1:27.821	-1.863
5	1:28.310	+0.489
6	1:33.966	+5.656
7	1:30.988	-2.978
8	1:28.886	-2.102
9	1:28.135	-0.751

(757) Dave Doan

1	1:43.615	
2	1:36.729	-6.886
3	1:33.038	-3.691

4	1:27.935	-5.103
5	1:29.300	+1.365
6	1:29.440	+0.140
7	1:29.079	-0.361
8	1:28.073	-1.006
9	1:28.414	+0.341

(182) Greg Swanson

1	1:49.174	
2	1:32.828	-16.346
3	1:32.545	-0.283
4	1:30.962	-1.583
5	1:31.359	+0.397
6	1:29.570	-1.789
7	1:28.691	-0.879
8	1:28.145	-0.546
9	1:29.432	+1.287

(136) Chris Romney

1	1:41.393	
2	1:30.331	-11.062
3	1:28.148	-2.183
4	1:30.262	+2.114
5	1:28.600	-1.662
6	1:28.193	-0.407
7	1:29.862	+1.669
8	1:31.162	+1.300
9	1:29.459	-1.703

(180) Sage Schreiner

1	1:49.041	
2	1:33.715	-15.326
3	1:31.770	-1.945
4	1:29.730	-2.040
5	1:28.915	-0.815
6	1:29.542	+0.627
7	1:30.131	+0.589
8	1:30.390	+0.259
9	1:31.007	+0.617

(77) Hans Kunst

1	1:46.487	
2	1:37.387	-9.100
3	1:31.492	-5.895
4	1:29.331	-2.161
5	1:32.439	+3.108
6	1:30.561	-1.878
7	1:29.219	-1.342
8	1:29.532	+0.313
9	1:38.303	+8.771

(94) Jeff Penick

1	1:45.929	
2	1:37.934	-7.995
3	1:33.070	-4.864
4	1:29.492	-3.578
5	1:30.581	+1.089
6	1:30.192	-0.389
7	1:29.710	-0.482
8	1:30.696	+0.986
9	1:33.834	+3.138

(31) Dave Karraker

1	1:45.267	
2	1:35.365	-9.902
3	1:30.855	-4.510
4	1:29.589	-1.266
5	1:30.306	+0.717
6	1:30.051	-0.255

(193) Chuck Rancatti

1	1:45.988	
2	1:36.136	-9.852
3	1:33.725	-2.411
4	1:31.881	-1.844
5	1:30.902	-0.979
6	1:30.678	-0.224
7	1:30.833	+0.155
8	1:31.954	+1.121
9	1:31.865	-0.089

(123) Linda Heinrich

1	1:51.459	
2	1:37.723	-13.736
3	1:37.309	-0.414
4	1:33.265	-4.044
5	1:33.944	+0.679
6	1:32.721	-1.223
7	1:33.804	+1.083
8	1:32.026	-1.778
9	1:33.528	+1.502

(9) James Ayotte

(12) WC Storms

(23) Reg Milne

(174) Keith Carter

Chief of Timing & Scoring:

Date:

Signed:

September Daze Weekend


GROUP 2

Mission Raceway Park (2.12 Km)

Practice

Practice

04/09/2004 9:45 AM



(366) Eric Fjellanger

Chief of Timing & Scoring:

Date:

Signed:




September Daze Weekend

GROUP 2 Qualifying - SAT Qualify

Mission Raceway Park (2.12 Km)

04/09/2004 2:10 PM



(113) Tom Davies

1	1:37.312	
2	1:25.227	-12.085
3	1:23.323	-1.904
4	1:24.772	+1.449
5	1:35.546	+10.774
6	1:23.307	-12.239
7	1:22.599	-0.708
8	1:22.587	-0.012

(161) Carlo Sparacio

1	1:33.760	
2	1:25.079	-8.681
3	1:24.960	-0.119
4	1:24.497	-0.463
5	1:24.650	+0.153
6	1:24.589	-0.061
7	1:24.039	-0.550
8	1:31.054	+7.015
9	1:27.641	-3.413

(07) Jeff Clark

1	1:50.139	
2	1:28.857	-21.282
3	1:25.773	-3.084
4	1:24.992	-0.781
5	1:27.087	+2.095
6	1:25.991	-1.096
7	1:25.647	-0.344
8	1:26.792	+1.145
9	1:25.534	-1.258

(160) Tim Rosche

1	1:35.954	
2	1:28.986	-6.968
3	1:25.804	-3.182
4	1:25.165	-0.639
5	1:27.048	+1.883
6	1:25.369	-1.679
7	1:25.673	+0.304
8	1:25.667	-0.006
9	1:25.828	+0.161

(722) Yvette Jackson

1	1:38.839	
2	1:26.077	-12.762
3	1:30.061	+3.984
4	1:26.022	-4.039
5	1:27.420	+1.398
6	1:26.204	-1.216

(4) Peter Belfanti

1	1:32.807	
2	1:28.617	-4.190
3	1:26.374	-2.243
4	1:26.345	-0.029
5	1:26.369	+0.024
6	1:26.535	+0.166
7	1:26.881	+0.346
8	1:26.393	-0.488
9	1:25.972	-0.421
10	1:26.011	+0.039

(35) Tom Busic

1	1:35.046	
2	1:27.787	-7.259
3	1:27.388	-0.399
4	1:26.797	-0.591
5	1:26.653	-0.144
6	1:26.763	+0.110
7	1:28.003	+1.240
8	1:26.715	-1.288
9	1:26.233	-0.482
10	1:25.973	-0.260

(93) Brian Elmore

1	1:36.152	
2	1:28.697	-7.455
3	1:27.199	-1.498
4	1:27.031	-0.168
5	1:26.527	-0.504
6	1:26.755	+0.228
7	1:27.913	+1.158
8	1:25.996	-1.917
9	1:26.067	+0.071
10	1:26.075	+0.008

(0) Mike Volk

1	1:31.702	
2	1:27.412	-4.290
3	1:26.277	-1.135
4	1:26.301	+0.024
5	1:26.552	+0.251
6	1:27.292	+0.740
7	1:27.607	+0.315
8	1:26.143	-1.464
9	1:26.157	+0.014

(182) Greg Swanson

1	1:26.284	+0.127
2	1:36.395	
3	1:27.681	-8.714
4	1:26.486	-1.195
5	1:26.905	+0.419
6	1:26.606	-0.299
7	1:27.124	+0.518
8	1:26.663	+0.500
9	1:26.379	-0.284
10	1:26.748	+0.369

(62) Ron Johnson

1	1:34.446	
2	1:27.213	-7.233
3	1:26.914	-0.299
4	1:26.533	-0.381
5	1:26.503	-0.030
6	1:26.739	+0.236
7	1:29.076	+2.337
8	1:26.907	-2.169
9	1:26.438	-0.469
10	1:26.797	+0.359

(54) Bruce Boyd

1	1:39.252	
2	1:29.879	-9.373
3	1:28.059	-1.820
4	1:27.215	-0.844
5	1:27.421	+0.206
6	1:28.965	+1.544
7	1:27.134	-1.831
8	1:27.075	-0.059
9	1:26.667	-0.408
10	1:27.296	+0.629

(32) Chris Heinrich

1	1:36.575	
2	1:29.157	-7.418
3	1:28.300	-0.857
4	1:27.476	-0.824
5	1:27.840	+0.364
6	1:27.884	+0.044
7	1:27.973	+0.089

(180) Sage Schreiner

1	1:36.766	
2	1:31.205	-5.561

(757) Dave Doan

3	1:29.217	-1.988
4	1:28.283	-0.934
5	1:28.560	+0.277
6	1:27.802	-0.758
7	1:27.831	+0.029
8	1:27.652	-0.179
9	1:29.138	+1.486

(94) Jeff Penick

1	1:39.931	
2	1:28.571	-11.360
3	1:28.042	-0.529
4	1:28.730	+0.688
5	1:28.161	-0.569
6	1:28.063	-0.098
7	1:28.339	+0.276
8	1:28.094	-0.245
9	1:27.866	-0.228

(366) Eric Fjellanger

1	1:40.432	
2	1:30.026	-10.406
3	1:28.909	-1.117
4	1:29.151	+0.242
5	1:29.092	-0.059

(77) Hans Kunst

1	1:39.266	
2	1:30.833	-8.433
3	1:29.817	-1.016
4	1:29.575	-0.242
5	1:29.542	-0.033
6	1:37.182	+7.640
7	1:29.271	-7.911
8	1:31.096	+1.825
9	1:30.811	-0.285

(31) Dave Karraker

1	1:42.380	
2	1:34.954	-7.426
3	1:32.035	-2.919
4	1:30.093	-1.942
5	1:33.403	+3.310
6	1:29.867	-3.536
7	1:29.759	-0.108
8	1:29.631	-0.128
9	1:29.584	-0.047

(123) Linda Heinrich

1	1:42.380	
2	1:34.954	-7.426
3	1:32.035	-2.919
4	1:30.093	-1.942
5	1:33.403	+3.310
6	1:29.867	-3.536
7	1:29.759	-0.108
8	1:29.631	-0.128
9	1:29.584	-0.047

(193) Chuck Rancatti

1	1:42.141	
2	1:33.605	-8.536
3	1:31.981	-1.624
4	1:30.845	-1.136
5	1:30.614	-0.231

(174) Keith Carter

(03) Mark Wilson

(9) James Ayotte

(12) WC Storms

(23) Reg Milne

(136) Chris Romney

September Daze Weekend


GROUP 2

Qualifying - SUN

Qualify

Mission Raceway Park (2.12 Km)

05/09/2004 9:45 AM



(12) WC Storms

1	1:59.675	
2	1:23.964	-35.711
3	1:22.574	-1.390
4	1:21.862	-0.712
5	1:21.984	+0.122
6	1:21.766	-0.218
7	1:22.557	+0.791

(174) Keith Carter

1	1:56.852	
2	1:24.489	-32.363
3	1:22.671	-1.818
4	1:22.615	-0.056
5	1:22.269	-0.346
6	1:22.889	+0.620
7	1:29.287	+6.398
8	1:22.508	-6.779
9	1:22.729	+0.221

(113) Tom Davies

1	1:56.274	
2	1:26.453	-29.821
3	1:23.868	-2.585
4	1:23.065	-0.803
5	1:23.054	-0.011
6	1:22.849	-0.205
7	1:22.780	-0.069
8	1:23.366	+0.586
9	1:26.920	+3.554
10	1:22.807	-4.113

(160) Tim Rosche

1	1:44.842	
2	1:41.306	-3.536
3	1:36.329	-4.977
4	1:26.354	-9.975
5	1:25.486	-0.868
6	1:25.278	-0.208
7	1:39.646	+14.368
8	1:25.319	-14.327
9	1:24.439	-0.880

(07) Jeff Clark

1	1:41.975	
2	1:26.072	-15.903
3	1:25.816	-0.256
4	1:25.476	-0.340
5	1:27.108	+1.632
6	1:25.656	-1.452

(722) Yvette Jackson

1	1:24.732	-0.924
8	1:25.214	+0.482
9	1:25.077	-0.137
10	1:25.320	+0.243

1	1:46.261	
2	1:32.961	-13.300
3	1:25.561	-7.400
4	1:25.549	-0.012
5	1:26.227	+0.678
6	1:26.316	+0.089
7	1:27.053	+0.737
8	1:25.493	-1.560
9	1:25.389	-0.104

(182) Greg Swanson

1	1:52.935	
2	1:28.120	-24.815
3	1:28.378	+0.258
4	1:27.519	-0.859
5	1:27.121	-0.398
6	1:26.633	-0.488
7	1:25.640	-0.993
8	1:25.533	-0.107
9	1:25.581	+0.048
10	1:25.457	-0.124

(93) Brian Elmore

1	1:44.415	
2	1:29.803	-14.612
3	1:26.653	-3.150
4	1:26.256	-0.397
5	1:25.594	-0.662
6	1:26.131	+0.537
7	1:29.119	+2.988
8	1:25.811	-3.308
9	1:25.676	-0.135
10	1:30.408	+4.732

(54) Bruce Boyd

1	1:50.237	
2	1:30.492	-19.745
3	1:27.941	-2.551
4	1:27.256	-0.685
5	1:27.153	-0.103
6	1:52.445	+25.292
7	1:25.696	-26.749
8	1:26.090	+0.394
9	1:26.004	-0.086

(35) Tom Busic

1	1:53.912	
2	1:27.020	-26.892
3	1:29.496	+2.476
4	1:27.423	-2.073
5	1:29.058	+1.635
6	1:28.186	-0.872
7	1:26.045	-2.141
8	1:25.898	-0.147
9	1:26.006	+0.108
10	1:34.081	+8.075

(4) Peter Belfanti

1	1:49.548	
2	1:27.411	-22.137
3	1:28.297	+0.886
4	1:32.336	+4.039
5	1:26.673	-5.663
6	1:26.159	-0.514
7	1:26.281	+0.122
8	1:26.028	-0.253
9	1:25.942	-0.086
10	1:31.214	+5.272

(0) Mike Volk

1	1:48.738	
2	1:27.439	-21.299
3	1:28.290	+0.851
4	1:27.061	-1.229
5	1:28.566	+1.505
6	1:27.116	-1.450
7	1:26.143	-0.973
8	1:26.038	-0.105
9	1:26.370	+0.332
10	1:26.348	-0.022

(145) Daryl Simpson

1	1:46.202	
2	1:27.930	-18.272
3	1:27.241	-0.689
4	1:27.404	+0.163
5	1:27.158	-0.246
6	1:27.135	-0.023
7	1:26.121	-1.014
8	1:26.491	+0.370
9	1:26.135	-0.356

(62) Ron Johnson

1	1:49.802	
---	----------	--

2	1:29.312	-20.490
3	1:29.202	-0.110
4	1:28.133	-1.069
5	1:26.759	-1.374
6	1:26.797	+0.038
7	1:26.630	-0.167
8	1:26.281	-0.349
9	1:26.343	+0.062
10	1:28.008	+1.665

(32) Chris Heinrich

1	1:49.090	
2	1:29.721	-19.369
3	1:27.058	-2.663
4	1:26.822	-0.236
5	1:26.559	-0.263
6	1:27.382	+0.823
7	1:26.296	-1.086
8	1:26.772	+0.476
9	1:27.053	+0.281

(161) Carlo Sparacio

1	1:55.213	
2	1:26.807	-28.406

(03) Mark Wilson

1	1:44.681	
2	1:34.160	-10.521
3	1:29.145	-5.015
4	1:28.744	-0.401
5	1:29.051	+0.307
6	1:28.463	-0.588
7	1:27.321	-1.142
8	1:28.782	+1.461
9	1:27.709	-1.073

(180) Sage Schreiner

1	1:43.793	
2	1:30.268	-13.525
3	1:29.154	-1.114
4	1:28.494	-0.660
5	1:28.794	+0.300
6	1:31.047	+2.253
7	1:27.443	-3.604
8	1:28.549	+1.106
9	1:28.236	-0.313

(757) Dave Doan

1	1:47.059	
2	1:31.433	-15.626

3	1:28.953	-2.480
4	1:29.016	+0.063
5	1:28.075	-0.941
6	1:29.769	+1.694
7	1:27.782	-1.987
8	1:27.999	+0.217
9	1:28.062	+0.063

(31) Dave Karraker

1	1:43.377	
2	1:30.327	-13.050
3	1:28.807	-1.520
4	1:29.863	+1.056
5	1:28.337	-1.526
6	1:28.375	+0.038
7	1:28.364	-0.011

(77) Hans Kunst

1	1:45.604	
2	1:32.543	-13.061
3	1:30.766	-1.777
4	1:31.182	+0.416
5	1:34.718	+3.536
6	1:28.632	-6.086
7	1:30.866	+2.234

(94) Jeff Penick

1	1:46.591	
2	1:33.785	-12.806
3	1:34.508	+0.723
4	1:28.756	-5.752
5	1:28.789	+0.033
6	1:28.726	-0.063

(366) Eric Fjellanger

1	1:44.723	
2	1:29.506	-15.217
3	1:28.861	-0.645
4	1:29.075	+0.214
5	1:29.358	+0.283
6	1:29.497	+0.139
7	1:29.973	+0.476
8	1:28.821	-1.152
9	1:29.066	+0.245

(123) Linda Heinrich

1	1:48.341	
2	1:33.527	-14.814
3	1:30.886	-2.641
4	1:29.635	-1.251

Printed: 05/09/2004 10:08:31 AM

Licensed to: SCCBC

Chief of Timing & Scoring:
Date:
Signed:



www.amb-it.com
Orbits 1.0



September Daze Weekend

GROUP 2

Qualifying - SUN

Qualify

Mission Raceway Park (2.12 Km)

05/09/2004 9:45 AM

5	1:30.690	+1.055
6	1:32.889	+2.199
7	1:29.591	-3.298
8	1:29.789	+0.198
9	1:29.634	-0.155

(193) Chuck Rancatti

1	1:47.179	
2	1:33.694	-13.485
3	1:32.476	-1.218
4	1:31.095	-1.381
5	1:31.100	+0.005
6	1:32.484	+1.384
7	1:30.508	-1.976
8	1:34.230	+3.722
9	1:30.834	-3.396

(9) James Ayotte

(23) Reg Milne

(136) Chris Romney

Printed: 05/09/2004 10:08:31 AM

Licensed to: SCCBC

Chief of Timing & Scoring:

Date:

Signed:



www.amb-it.com
Orbits 1.0



September Daze Weekend

GROUP 2

Race

Race

Mission Raceway Park (2.12 Km)

05/09/2004 1:50 PM

(174) Keith Carter

0	2:52.024		1	1:29.271	-1:10.746
1	1:25.418	-1:26.606	2	1:28.464	-0.807
2	1:23.711	-1.707	3	1:26.316	-2.148
3	1:23.567	-0.144	4	1:26.289	-0.027
4	1:23.478	-0.089	5	1:26.452	+0.163
5	1:23.639	+0.161	6	1:26.314	-0.138
6	1:23.410	-0.229	7	1:26.419	+0.105
7	1:23.904	+0.494	8	1:26.809	+0.390
8	1:23.686	-0.218	9	1:26.842	+0.033
9	1:23.889	+0.203	10	1:26.317	-0.525
10	1:24.077	+0.188	11	1:26.301	-0.016
11	1:24.975	+0.898	12	1:26.794	+0.493
12	1:24.810	-0.165	13	1:26.820	+0.026
13	1:24.783	-0.027	14	1:26.516	-0.304
14	1:25.282	+0.499	15	1:26.704	+0.188
15	1:26.683	+1.401	16	1:26.590	-0.114
16	1:25.781	-0.902	17	1:26.891	+0.301
17	1:26.405	+0.624	18	1:26.591	-0.300
18	1:25.146	-1.259	19	1:27.866	+1.275
19	1:25.499	+0.353	20	1:27.031	-0.835
20	1:25.966	+0.467	21	1:27.016	-0.015
21	1:24.559	-1.407			

(160) Tim Rosche

0	2:50.328		1	1:29.372	-1:18.803
1	1:26.485	-1:23.843	2	1:27.891	-1.481
2	1:23.338	-3.147	3	1:26.592	-1.299
3	1:23.357	+0.019	4	1:27.168	+0.576
4	1:23.560	+0.203	5	1:26.439	-0.729
5	1:23.914	+0.354	6	1:27.648	+1.209
6	1:23.706	-0.208	7	1:26.165	-1.483
7	1:23.862	+0.156	8	1:26.650	+0.485
8	1:23.589	-0.273	9	1:27.009	+0.359
9	1:24.296	+0.707	10	1:26.256	-0.753
10	1:25.179	+0.883	11	1:26.559	+0.303
11	1:26.069	+0.890	12	1:26.806	+0.247
12	1:26.428	+0.359	13	1:26.604	-0.202
13	1:26.463	+0.035	14	1:26.117	-0.487
14	1:27.068	+0.605	15	1:26.564	+0.447
15	1:28.170	+1.102	16	1:26.575	+0.011
16	1:29.704	+1.534	17	1:26.989	+0.414
17	1:29.541	-0.163	18	1:27.668	+0.679
18	1:30.420	+0.879	19	1:26.718	-0.950
19	1:30.604	+0.184	20	1:27.079	+0.361
20	1:31.271	+0.667	21	1:27.097	+0.018
21	1:32.365	+1.094			

(4) Peter Belfanti

0	2:40.017		1	1:30.378	-1:12.624
			2	1:28.145	-2.233

(182) Greg Swanson

0	2:48.175		1	1:30.421	-1:08.425
1	1:29.372	-1:18.803	2	1:27.887	-2.534
2	1:27.891	-1.481	3	1:26.564	-1.323
3	1:26.592	-1.299	4	1:26.301	-0.263
4	1:27.168	+0.576	5	1:25.865	-0.436
5	1:26.439	-0.729	6	1:26.287	+0.422
6	1:27.648	+1.209	7	1:26.316	+0.029
7	1:26.165	-1.483	8	1:26.746	+0.430
8	1:26.650	+0.485	9	1:26.940	+0.194
9	1:27.009	+0.359	10	1:26.324	-0.616
10	1:26.256	-0.753	11	1:26.631	+0.307
11	1:26.559	+0.303	12	1:26.438	-0.193
12	1:26.806	+0.247	13	1:26.647	+0.209
13	1:26.604	-0.202	14	1:38.797	+12.150
14	1:26.117	-0.487	15	1:26.758	-12.039
15	1:26.564	+0.447	16	1:26.956	+0.198
16	1:26.575	+0.011	17	1:26.572	-0.384
17	1:26.989	+0.414	18	1:26.674	+0.102
18	1:27.668	+0.679	19	1:26.590	-0.084
19	1:26.718	-0.950	20	1:26.831	+0.241
20	1:27.079	+0.361	21	1:27.219	+0.388
21	1:27.097	+0.018			

(93) Brian Elmore

0	2:43.002		1	1:31.105	-1:03.854
1	1:30.378	-1:12.624	2	1:27.417	-3.688
2	1:28.145	-2.233	3	1:27.836	+0.419
			4	1:28.067	+0.231

(0) Mike Volk

0	2:38.846		1	1:27.656	-0.489
1	1:30.421	-1:08.425	4	1:26.584	-1.072
2	1:27.887	-2.534	5	1:26.274	-0.310
3	1:26.564	-1.323	6	1:26.277	+0.003
4	1:26.301	-0.263	7	1:26.178	-0.099
5	1:25.865	-0.436	8	1:26.359	+0.181
6	1:26.287	+0.422	9	1:26.886	+0.527
7	1:26.316	+0.029	10	1:26.365	-0.521
8	1:26.746	+0.430	11	1:26.334	-0.031
9	1:26.940	+0.194	12	1:26.826	+0.492
10	1:26.324	-0.616	13	1:26.795	-0.031
11	1:26.631	+0.307	14	1:26.231	-0.564
12	1:26.438	-0.193	15	1:26.324	+0.093
13	1:26.647	+0.209	16	1:26.745	+0.421
14	1:38.797	+12.150	17	1:26.853	+0.108
15	1:26.758	-12.039	18	1:27.176	+0.323
16	1:26.956	+0.198	19	1:27.090	-0.086
17	1:26.572	-0.384	20	1:27.660	+0.570
18	1:26.674	+0.102	21	1:26.586	-1.074
19	1:26.590	-0.084			
20	1:26.831	+0.241			
21	1:27.219	+0.388			

(32) Chris Heinrich

0	2:34.959		5	1:26.801	-1.266
1	1:31.105	-1:03.854	6	1:26.996	+0.195
2	1:27.417	-3.688	7	1:26.772	-0.224
3	1:27.836	+0.419	8	1:26.878	+0.106
4	1:28.067	+0.231	9	1:27.235	+0.357
			10	1:26.852	-0.383
			11	1:27.146	+0.294
			12	1:27.329	+0.183
			13	1:27.200	-0.129
			14	1:27.069	-0.131
			15	1:27.194	+0.125
			16	1:27.170	-0.024
			17	1:27.059	-0.111
			18	1:27.383	+0.324
			19	1:27.226	-0.157
			20	1:27.982	+0.756
			21	1:27.207	-0.775

(07) Jeff Clark

0	2:14.290		8	1:27.669	+1.260
1	1:36.493	-37.797	9	1:28.172	+0.503
2	1:29.217	-7.276	10	1:27.684	-0.488
3	1:29.084	-0.133	11	1:28.200	+0.516
4	1:29.020	-0.064	12	1:29.221	+1.021
5	1:29.756	+0.736	13	1:28.056	-1.165
6	1:27.711	-2.045	14	1:28.293	+0.237
7	1:26.336	-1.375	15	1:29.366	+1.073
8	1:26.281	-0.055	16	1:27.468	-1.898
9	1:26.917	+0.636	17	1:26.864	-0.604
10	1:27.218	+0.301	18	1:29.547	+2.683
11	1:26.383	-0.835	19	1:28.428	-1.119
12	1:26.467	+0.084	20	1:28.076	-0.352
13	1:25.927	-0.540	21	1:27.047	-1.029
14	1:26.495	+0.568			
15	1:26.668	+0.173			
16	1:26.256	-0.412			
17	1:26.848	+0.592			
18	1:27.293	+0.445			
19	1:28.535	+1.242			
20	1:27.790	-0.745			
21	1:28.354	+0.564			

(54) Bruce Boyd

0	2:42.205		7	1:26.409	-0.847
1	1:32.376	-1:09.829	8	1:27.669	+1.260
2	1:27.801	-4.575	9	1:28.172	+0.503
3	1:27.425	-0.376	10	1:27.684	-0.488
4	1:28.770	+1.345	11	1:28.200	+0.516
5	1:28.157	-0.613	12	1:29.221	+1.021
6	1:27.256	-0.901	13	1:28.056	-1.165

(180) Sage Schreiner

0	2:31.562		13	1:28.056	-1.165
1	1:32.579	-58.983	14	1:28.293	+0.237
2	1:28.919	-3.660	15	1:29.366	+1.073
3	1:28.403	-0.516	16	1:27.468	-1.898
4	1:28.723	+0.320	17	1:26.864	-0.604
5	1:28.327	-0.396	18	1:29.547	+2.683
6	1:28.015	-0.312	19	1:28.428	-1.119
7	1:27.752	-0.263	20	1:28.076	-0.352
8	1:27.718	-0.034	21	1:27.047	-1.029
9	1:28.145	+0.427			
10	1:29.145	+1.000			
11	1:27.749	-1.396			
12	1:27.906	+0.157			
13	1:28.918	+1.012			
14	1:28.123	-0.795			
15	1:28.209	+0.086			
16	1:28.610	+0.401			
17	1:28.883	+0.273			
18	1:28.358	-0.525			
19	1:28.923	+0.565			
20	1:28.973	+0.050			
21	1:29.408	+0.435			

(722) Yvette Jackson

0	2:45.440		1	1:29.256	-1:16.184
1	1:29.256	-1:16.184	2	1:28.929	-0.327
2	1:28.929	-0.327	3	1:25.948	-2.981
3	1:25.948	-2.981	4	1:25.677	-0.271
4	1:25.677	-0.271	5	1:25.776	+0.099
5	1:25.776	+0.099	6	1:25.598	-0.178
6	1:25.598	-0.178	7	1:26.170	+0.572
7	1:26.170	+0.572	8	1:26.201	+0.031
8	1:26.201	+0.031			

Printed: 05/09/2004 02:30:46 PM

Licensed to: SCCBC

Chief of Timing & Scoring:

Date:

Signed:

September Daze Weekend

GROUP 2

Race

Race

Mission Raceway Park (2.12 Km)

05/09/2004 1:50 PM

9	1:26.398	+0.197	13	1:29.234	-1.041	17	1:30.935	+0.883	5	1:26.842	-1.560
10	1:26.288	-0.110	14	1:31.802	+2.568	18	1:31.501	+0.566	6	1:26.201	-0.641
11	1:26.403	+0.115	15	1:29.624	-2.178	19	1:30.765	-0.736	7	1:26.519	+0.318
12	1:26.813	+0.410	16	1:29.511	-0.113	20	1:31.715	+0.950	8	1:26.383	-0.136
13	1:26.637	-0.176	17	1:30.888	+1.377				p9	1:54.442	+10:28.059
14	1:26.526	-0.111	18	1:29.907	-0.981				10	1:32.175	-10:22.267
15	1:26.353	-0.173	19	1:30.188	+0.281				11	1:28.358	-3.817
16	1:27.148	+0.795	20	1:30.681	+0.493				12	1:28.199	-0.159
17	1:27.907	+0.759							13	1:28.295	+0.096
18	1:27.370	-0.537							14	1:28.689	+0.394
19	1:30.027	+2.657									
p20	2:10.567	+40.540									
(62) Ron Johnson											
0	2:36.790		0	2:22.697		0	2:18.949		0	2:17.395	
1	1:32.002	-1:04.788	1	1:36.009	-46.688	1	1:36.722	-42.227	1	1:36.921	-40.474
2	1:27.948	-4.054	2	1:30.001	-6.008	2	1:33.234	-3.488	2	1:30.635	-6.286
3	1:27.480	-0.468	3	1:30.131	+0.130	3	1:30.459	-2.775	3	1:31.554	+0.919
4	1:28.507	+1.027	4	1:29.036	-1.095	4	1:30.184	-0.275	4	1:28.300	+23:36.746
5	1:26.544	-1.963	5	1:29.975	+0.939	5	1:30.148	-0.036			
6	1:26.643	+0.099	6	1:29.822	-0.153	6	1:30.247	+0.099			
7	1:26.445	-0.198	7	1:29.265	-0.557	7	1:30.455	+0.208			
8	1:26.824	+0.379	8	1:30.409	+1.144	8	1:29.553	-0.902			
9	1:27.345	+0.521	9	1:29.810	-0.599	9	1:31.410	+1.857			
10	1:27.096	-0.249	10	1:29.761	-0.049	10	1:31.434	+0.024			
11	1:26.801	-0.295	11	1:29.613	-0.148	11	1:30.475	-0.959			
12	1:27.469	+0.668	12	1:30.823	+1.210	12	1:32.046	+1.571			
13	1:27.475	+0.006	13	1:30.386	-0.437	13	1:31.071	-0.975			
14	1:26.939	-0.536	14	1:30.998	+0.612	14	1:30.866	-0.205			
15	1:32.331	+5.392	15	1:29.312	-1.686	15	1:33.403	+2.537			
16	1:54.609	+22.278	16	1:29.073	-0.239	16	1:32.374	-1.029			
17	1:33.839	-20.770	17	1:29.180	+0.107	17	1:31.512	-0.862			
18	1:30.939	-2.900	18	1:29.372	+0.192	18	1:31.060	+0.548			
19	1:31.024	+0.085	19	1:30.170	+0.798	19	1:35.469	+3.409			
20	1:30.277	-0.747	20	1:30.275	+0.105	20	1:34.878	-0.591			
(31) Dave Karraker											
0	2:28.156		0	2:23.821							
1	1:33.917	-54.239	1	1:35.174	-48.647						
2	1:30.763	-3.154	2	1:30.085	-5.089						
3	1:29.489	-1.274	3	1:29.970	-0.115						
4	1:28.920	-0.569	4	1:28.619	-1.351						
5	1:30.352	+1.432	5	1:30.024	+1.405						
6	1:29.115	-1.237	6	1:29.527	-0.497						
7	1:29.573	+0.458	7	1:29.268	-0.259						
8	1:28.900	-0.673	8	1:29.133	-0.135						
9	1:30.023	+1.123	9	1:30.447	+1.314						
10	1:29.895	-0.128	10	1:29.708	-0.739						
11	1:29.612	-0.283	11	1:29.690	-0.018						
12	1:30.275	+0.663	12	1:29.462	-0.228						
(94) Jeff Penick											
0	2:17.733		0	2:17.733							
1	1:38.621	-39.112	1	1:38.621	-39.112						
2	1:32.202	-6.419	2	1:32.202	-6.419						
3	1:30.584	-1.618	3	1:30.584	-1.618						
4	1:31.002	+0.418	4	1:31.002	+0.418						
5	1:29.839	-1.163	5	1:29.839	-1.163						
6	1:30.132	+0.293	6	1:30.132	+0.293						
7	1:29.978	-0.154	7	1:29.978	-0.154						
8	1:29.739	-0.239	8	1:29.739	-0.239						
9	1:31.004	+1.265	9	1:31.004	+1.265						
10	1:31.216	+0.212	10	1:31.216	+0.212						
11	1:31.428	+0.212	11	1:31.428	+0.212						
12	1:31.982	+0.554	12	1:31.982	+0.554						
13	1:30.402	-1.580	13	1:30.402	-1.580						
14	1:30.447	+0.045	14	1:30.447	+0.045						
15	1:31.180	+0.733	15	1:31.180	+0.733						
16	1:30.382	-0.798	16	1:30.382	-0.798						
17	1:31.053	+0.671	17	1:31.053	+0.671						
18	1:30.120	-0.933	18	1:30.120	-0.933						
19	1:30.107	-0.013	19	1:30.107	-0.013						
20	1:29.866	-0.241	20	1:29.866	-0.241						
(193) Chuck Rancatti											
0	2:28.214		0	2:28.214							
1	1:34.503	-53.711	1	1:34.503	-53.711						
2	1:30.808	-3.695	2	1:30.808	-3.695						
3	1:29.619	-1.189	3	1:29.619	-1.189						
4	1:28.533	-1.086	4	1:28.533	-1.086						
5	1:29.517	+0.984	5	1:29.517	+0.984						
6	1:28.525	-0.992	6	1:28.525	-0.992						
7	1:29.577	+1.052	7	1:29.577	+1.052						
8	1:28.909	-0.668	8	1:28.909	-0.668						
9	1:29.747	+0.838	9	1:29.747	+0.838						
10	1:30.227	+0.480	10	1:30.227	+0.480						
11	1:29.077	-1.150	11	1:29.077	-1.150						
12	1:30.032	+0.955	12	1:30.032	+0.955						
13	1:29.555	-0.477	13	1:29.555	-0.477						
14	1:29.321	-0.234	14	1:29.321	-0.234						
15	1:29.886	+0.565	15	1:29.886	+0.565						
16	1:31.109	+1.223	16	1:31.109	+1.223						
p17	5:55.719	+4:24.610	p17	5:55.719	+4:24.610						
(757) Dave Doan											
0	2:41.684		0	2:41.684							
1	1:29.795	-1:11.889	1	1:29.795	-1:11.889						
2	1:28.217	-1.578	2	1:28.217	-1.578						
3	1:26.567	-1.650	3	1:26.567	-1.650						
4	1:28.402	+1.835	4	1:28.402	+1.835						
(35) Tom Busic											
0	2:54.089		0	2:54.089							
1	1:27.047	-1:24.126	1	1:27.047	-1:24.126						
2	1:23.829	-3.218	2	1:23.829	-3.218						
3	1:23.249	-0.580	3	1:23.249	-0.580						
4	1:23.062	-0.187	4	1:23.062	-0.187						
5	1:24.358	+1.296	5	1:24.358	+1.296						
6	1:23.230	-1.128	6	1:23.230	-1.128						
7	1:23.888	+0.658	7	1:23.888	+0.658						
8	1:23.696	-0.192	8	1:23.696	-0.192						
(113) Tom Davies											
0	2:54.089		0	2:54.089							
(12) WC Storms											

Printed: 05/09/2004 02:30:46 PM

Licensed to: SCCBC

Chief of Timing & Scoring:

Date:

Signed:



www.amb-it.com
Orbits 1.0



September Daze Weekend

GROUP 2

Mission Raceway Park (2.12 Km)

Race

Race

05/09/2004 1:50 PM

1	1:25.698	-1:28.391
2	1:28.028	+2.330
3	1:22.478	-5.550
4	1:22.356	-0.122
5	1:23.827	+1.471
6	1:23.336	-0.491
7	1:23.810	+0.474
8	1:23.491	-0.319

(9) James Ayotte

(23) Reg Milne

(145) Daryl Simpson

(161) Carlo Sparacio

Printed: 05/09/2004 02:30:46 PM

Licensed to: SCCBC

Chief of Timing & Scoring:

Date:

Signed:



www.amb-it.com
Orbits 1.0



September Daze Weekend


GROUP 3

Practice

Practice

Mission Raceway Park (2.12 Km)

04/09/2004 10:05 AM



(21) Gabe Henderson

1	1:33.024	
2	1:20.533	-12.491
3	1:19.288	-1.245
4	1:17.481	-1.807
5	1:16.580	-0.901
6	1:16.279	-0.301
7	1:15.250	-1.029
8	1:14.700	-0.550
9	1:15.154	+0.454
10	1:16.181	+1.027
11	1:16.054	-0.127

(58) Neil Shelton

1	1:33.925	
2	1:21.547	-12.378
3	1:18.857	-2.690
4	1:16.984	-1.873
5	1:17.107	+0.123
6	1:15.681	-1.426
7	1:15.212	-0.469
8	1:15.325	+0.113
9	1:15.062	-0.263
10	1:16.425	+1.363
11	1:16.314	-0.111

(75) Rick Payne

1	1:32.470	
2	1:20.949	-11.521
3	1:18.498	-2.451
4	1:16.686	-1.812
5	1:15.924	-0.762
6	1:15.820	-0.104
7	1:15.265	-0.555
8	1:15.847	+0.582
9	1:15.120	-0.727
10	1:15.524	+0.404
11	1:15.104	-0.420

(39) Rodney Jessen

1	1:33.315	
2	1:20.852	-12.463
3	1:18.828	-2.024
4	1:16.965	-1.863
5	1:16.649	-0.316
6	1:15.946	-0.703
7	1:15.550	-0.396
8	1:15.427	-0.123
9	1:15.719	+0.292
10	1:16.277	+0.558

11 1:15.486 -0.791

(88) K.J Olov Brandfors

1	1:38.891	
2	1:21.672	-17.219
3	1:18.471	-3.201
4	1:17.589	-0.882
5	1:17.828	+0.239
6	1:17.472	-0.356
7	1:16.398	-1.074
8	1:16.680	+0.282
9	1:16.842	+0.162
10	1:16.370	-0.472
11	1:17.350	+0.980

(98) Ira Holland

1	1:38.164	
2	1:28.521	-9.643
3	1:19.114	-9.407
4	1:18.520	-0.594
5	1:18.117	-0.403
6	1:18.049	-0.068
7	1:17.170	-0.879
8	1:18.336	+1.166
9	1:17.585	-0.751
10	1:18.381	+0.796
11	1:18.026	-0.355

(328) Kyle Oberndorf

1	1:37.063	
2	1:21.785	-15.278
3	1:20.188	-1.597
4	1:18.983	-1.205
5	1:18.623	-0.360
6	1:19.259	+0.636
7	1:18.920	-0.339
8	1:18.577	-0.343
9	1:18.194	-0.383
10	1:19.111	+0.917
11	1:18.093	-1.018

(731) Bob Williams

1	1:39.769	
2	1:32.183	-7.586
3	1:28.775	-3.408
4	1:25.551	-3.224
5	1:24.341	-1.210
6	1:26.854	+2.513
7	1:24.766	-2.088
8	1:25.238	+0.472

9 1:26.364 +1.126

10 1:26.740 +0.376

(55) Rob Meyering

(790) Keith Robinson

Chief of Timing & Scoring:

Date:

Signed:


September Daze Weekend

GROUP 3

Qualifying - SAT Qualify

Mission Raceway Park (2.12 Km)

04/09/2004 2:30 PM



(75) Rick Payne

1	1:24.204	
2	1:21.190	-3.014
3	1:15.950	-5.240
4	1:15.526	-0.424
5	1:15.461	-0.065
6	1:14.963	-0.498
7	1:14.848	-0.115
8	1:14.500	-0.348
9	1:15.005	+0.505
10	1:14.859	-0.146
11	1:17.638	+2.779

(328) Kyle Oberndorf

1	1:23.684	
2	1:19.276	-4.408
3	1:18.092	-1.184
4	1:18.005	-0.087
5	1:16.956	-1.049
6	1:17.859	+0.903
7	1:17.413	-0.446
8	1:17.572	+0.159
9	1:55.574	+38.002
10	1:24.804	-30.770

10	1:23.310	+4.163
11	1:16.472	-6.838

(790) Keith Robinson

1	1:33.626	
2	1:23.269	-10.357
3	1:20.930	-2.339
4	1:21.123	+0.193
5	1:20.238	-0.885
6	1:19.487	-0.751
7	1:19.268	-0.219
8	1:38.384	+19.116
9	1:22.448	-15.936
10	1:25.282	+2.834

(21) Gabe Henderson

1	1:24.679	
2	1:17.862	-6.817
3	1:18.094	+0.232
4	1:19.343	+1.249
5	1:14.956	-4.387
6	1:14.821	-0.135
7	1:15.106	+0.285
8	1:17.905	+2.799
9	1:14.993	-2.912
10	1:14.501	-0.492
11	1:19.336	+4.835

(98) Ira Holland

1	1:26.274	
2	1:19.415	-6.859
3	1:18.300	-1.115
4	1:19.350	+1.050
5	1:17.338	-2.012
6	1:17.553	+0.215
7	1:17.534	-0.019
8	1:17.487	-0.047
9	1:17.528	+0.041
10	1:17.776	+0.248
11	1:18.340	+0.564

(39) Rodney Jessen

1	1:22.632	
p2	2:03.088	+40.456
3	1:19.173	-43.915
4	1:15.321	-3.852
5	1:15.181	-0.140
6	1:15.462	+0.281
7	1:15.099	-0.363
8	1:14.763	-0.336
9	1:14.993	+0.230
10	1:14.546	-0.447
11	1:15.156	+0.610

(731) Bob Williams

1	1:34.629	
2	1:25.362	-9.267
3	1:23.400	-1.962
4	1:22.751	-0.649
5	1:22.812	+0.061
6	1:22.602	-0.210
7	1:22.496	-0.106
8	1:23.687	+1.191
9	1:22.000	-1.687
10	1:25.111	+3.111

(55) Rob Meyering

(58) Neil Shelton

1	1:25.162	
2	1:16.985	-8.177
3	1:16.349	-0.636
4	1:15.750	-0.599
5	1:15.393	-0.357
6	1:14.896	-0.497
7	1:14.886	-0.010
8	1:14.692	-0.194
9	1:16.877	+2.185
10	1:14.742	-2.135

(88) K.J Olov Brandfors

1	1:24.248	
2	1:17.405	-6.843
3	1:16.577	-0.828
4	1:16.568	-0.009
5	1:16.303	-0.265
6	1:15.978	-0.325
p7	1:33.689	+17.711
8	1:20.044	-13.645
9	1:19.147	-0.897

Chief of Timing & Scoring:

Date:

Signed:


September Daze Weekend

GROUP 3

Qualifying - SUN Qualify

Mission Raceway Park (2.12 Km)

05/09/2004 10:05 AM



(21) Gabe Henderson

1	1:24.121	
2	1:18.039	-6.082
3	1:15.712	-2.327
4	1:15.015	-0.697
5	1:14.847	-0.168
6	1:14.501	-0.346
7	1:15.252	+0.751
8	1:14.425	-0.827
9	1:14.202	-0.223
10	1:14.274	+0.072
11	1:14.213	-0.061

11 1:14.486 -0.840

(55) Rob Meyering

(88) K.J Olov Brandfors

1	1:29.904	
2	1:18.612	-11.292
3	1:17.030	-1.582
4	1:16.997	-0.033
5	1:15.858	-1.139
6	1:16.010	+0.152
7	1:15.764	-0.246
8	1:20.681	+4.917
9	1:15.814	-4.867
10	1:16.131	+0.317
11	1:16.140	+0.009

(58) Neil Shelton

1	1:28.790	
2	1:17.647	-11.143
3	1:16.129	-1.518
4	1:15.221	-0.908
5	1:15.182	-0.039
6	1:14.507	-0.675
7	1:14.992	+0.485
8	1:14.600	-0.392
9	1:14.447	-0.153
10	1:14.236	-0.211
11	1:14.481	+0.245

(98) Ira Holland

1	1:19.131	
2	1:18.598	-0.533
3	1:17.263	-1.335
4	1:17.314	+0.051
5	1:17.291	-0.023
6	1:17.183	-0.108
7	1:18.082	+0.899
8	1:17.310	-0.772
9	1:17.521	+0.211

(39) Rodney Jessen

1	1:24.424	
2	1:17.015	-7.409
3	1:16.276	-0.739
4	1:15.698	-0.578
5	1:15.208	-0.490
6	1:14.387	-0.821
7	1:14.659	+0.272
8	1:14.889	+0.230
9	1:14.856	-0.033
10	1:14.659	-0.197
11	1:14.776	+0.117

(790) Keith Robinson

1	1:52.258	
2	1:38.370	-13.888
3	1:28.142	-10.228
4	1:22.370	-5.772
5	1:21.401	-0.969
6	1:20.974	-0.427
7	1:20.417	-0.557

(75) Rick Payne

1	1:27.071	
2	1:18.549	-8.522
3	1:17.192	-1.357
4	1:16.659	-0.533
5	1:15.421	-1.238
6	1:16.416	+0.995
7	1:16.052	-0.364
8	1:17.066	+1.014
9	1:15.544	-1.522
10	1:15.326	-0.218

(731) Bob Williams

1	1:36.636	
2	1:26.331	-10.305
3	1:23.849	-2.482
4	1:23.212	-0.637
5	1:22.740	-0.472
6	1:22.246	-0.494
7	1:22.342	+0.096
8	1:21.354	-0.988
9	1:22.018	+0.664
10	1:21.494	-0.524

(328) Kyle Oberndorf

1	1:37.493	
---	----------	--

Printed: 05/09/2004 10:27:55 AM

Licensed to: SCCBC

Chief of Timing & Scoring:

Date:

Signed:



www.amb-it.com
Orbits 1.0



September Daze Weekend


GROUP 3

Mission Raceway Park (2.12 Km)

Race

Race

05/09/2004 2:30 PM



(21) Gabe Henderson

0	2:20.235	
1	1:17.896	-1:02.339
2	1:15.833	-2.063
3	1:16.671	+0.838
4	1:15.235	-1.436
5	1:15.291	+0.056
6	1:15.402	+0.111
7	1:15.094	-0.308
8	1:14.961	-0.133
9	1:14.650	-0.311
10	1:14.952	+0.302
11	1:14.926	-0.026
12	1:14.971	+0.045
13	1:14.795	-0.176
14	1:14.695	-0.100
15	1:14.577	-0.118
16	1:14.409	-0.168
17	1:14.380	-0.029
18	1:14.242	-0.138
19	1:14.235	-0.007
20	1:14.412	+0.177
21	1:14.483	+0.071
22	1:14.513	+0.030
23	1:14.547	+0.034
24	1:14.441	-0.106

(75) Rick Payne

0	2:16.523	
1	1:18.800	-57.723
2	1:15.931	-2.869
3	1:16.464	+0.533
4	1:15.406	-1.058
5	1:15.460	+0.054
6	1:15.276	-0.184
7	1:15.102	-0.174
8	1:14.898	-0.204
9	1:15.359	+0.461
10	1:15.347	-0.012
11	1:14.559	-0.788
12	1:14.757	+0.198
13	1:14.970	+0.213
14	1:14.561	-0.409
15	1:14.693	+0.132
16	1:14.925	+0.232
17	1:21.405	+6.480
18	1:16.055	-5.350
19	1:15.008	-1.047
20	1:15.595	+0.587
21	1:15.630	+0.035
22	1:15.035	-0.595
23	1:15.133	+0.098
24	1:15.661	+0.528

(88) K.J Olov Brandfors

0	2:16.211	
1	1:20.148	-56.063
2	1:17.581	-2.567
3	1:16.620	-0.961
4	1:16.934	+0.314
5	1:16.379	-0.555
6	1:16.408	+0.029
7	1:16.434	+0.026
8	1:16.457	+0.023
9	1:16.528	+0.071
10	1:16.767	+0.239
11	1:16.631	-0.136
12	1:17.005	+0.374
13	1:16.790	-0.215
14	1:16.897	+0.107
15	1:23.535	+6.638
16	1:16.846	-6.689
17	1:16.478	-0.368
18	1:16.779	+0.301
19	1:16.834	+0.055
20	1:16.585	-0.249
21	1:17.160	+0.575
22	1:17.121	-0.039
23	1:17.561	+0.440
24	1:23.016	+5.455

(328) Kyle Oberndorf

0	2:15.341	
1	1:20.052	-55.289
2	1:18.991	-1.061
3	1:18.399	-0.592
4	1:17.759	-0.640
5	1:18.203	+0.444
6	1:17.224	-0.979
7	1:17.099	-0.125
8	1:17.350	+0.251
9	1:17.179	-0.171
10	1:16.835	-0.344
11	1:18.005	+1.170
12	1:17.013	-0.992
13	1:17.877	+0.864

(14) 1:17.764

14	1:17.764	-0.113
15	1:18.716	+0.952
16	1:17.171	-1.545
17	1:16.909	-0.262
18	1:17.096	+0.187
19	1:18.017	+0.921
20	1:17.302	-0.715
21	1:17.576	+0.274
22	1:16.821	-0.755
23	1:16.408	-0.413
24	1:17.600	+1.192

(98) Ira Holland

0	2:14.515	
1	1:21.076	-53.439
2	1:18.633	-2.443
3	1:18.058	-0.575
4	1:17.675	-0.383
5	1:18.058	+0.383
6	1:17.544	-0.514
7	1:17.828	+0.284
8	1:17.717	-0.111
9	1:17.910	+0.193
10	1:17.953	+0.043
11	1:18.105	+0.152
12	1:18.656	+0.551
13	1:17.947	-0.709
14	1:18.620	+0.673
15	1:18.282	-0.338
16	1:18.072	-0.210
17	1:17.895	-0.177
18	1:17.916	+0.021
19	1:17.446	-0.470
20	1:17.340	-0.106
21	1:17.395	+0.055
22	1:17.766	+0.371
23	1:17.113	-0.653
24	1:17.981	+0.868

(790) Keith Robinson

0	2:09.763	
1	1:23.290	-46.473
2	1:19.063	-4.227
3	1:19.320	+0.257
4	1:19.374	+0.054
5	1:19.451	+0.077
6	1:19.016	-0.435
7	1:19.217	+0.201
8	1:19.727	+0.510
9	1:20.416	+0.689

(10) 1:20.625

10	1:20.625	+0.209
11	1:20.881	+0.256
12	1:20.862	-0.019
13	1:21.275	+0.413
14	1:20.651	-0.624
15	1:20.702	+0.051
16	1:21.155	+0.453
17	1:20.898	-0.257
18	1:20.626	-0.272
19	1:20.570	-0.056
20	1:21.490	+0.920
21	1:22.286	+0.796
22	1:20.938	-1.348
23	1:20.561	-0.377

(731) Bob Williams

0	2:10.664	
1	1:24.910	-45.754
2	1:22.462	-2.448
3	1:21.933	-0.529
4	1:21.762	-0.171
5	1:21.163	-0.599
6	1:21.971	+0.808
7	1:21.997	+0.026
8	1:21.691	-0.306
9	1:21.439	-0.252
10	1:22.114	+0.675
11	1:22.323	+0.209
12	1:24.055	+1.732
13	1:22.137	-1.918
14	1:24.218	+2.081
15	1:23.538	-0.680
16	1:21.950	-1.588
17	1:22.483	+0.533
18	1:23.135	+0.652
19	1:21.892	-1.243
20	1:22.530	+0.638
21	1:24.129	+1.599
22	1:21.350	-2.779

(55) Rob Meyering

Printed: 05/09/2004 03:12:07 PM

Licensed to: SCCBC

Chief of Timing & Scoring:
Date:
Signed:



www.amb-it.com
Orbits 1.0



September Daze Weekend


GROUP 4

Practice

Practice

Mission Raceway Park (2.12 Km)

04/09/2004 10:30 AM



(772) Steve Paquette

1	1:57.414	
2	1:25.412	-32.002
3	1:18.616	-6.796
4	1:18.618	+0.002
5	1:16.793	-1.825
6	1:17.696	+0.903
7	1:17.300	-0.396
8	1:16.675	-0.625
9	1:17.557	+0.882
10	1:18.012	+0.455

3	1:29.754	-2.840
4	1:25.620	-4.134
5	1:25.108	-0.512
6	1:40.430	+15.322
7	1:22.437	-17.993
8	1:22.599	+0.162
9	1:23.307	+0.708

(742) Howard Whitlock

1	2:07.288	
2	1:47.925	-19.363
3	1:41.083	-6.842
4	1:43.140	+2.057
5	1:42.171	-0.969
6	1:37.728	-4.443
7	1:34.706	-3.022
8	1:30.596	-4.110

(782) Doug Yip

1	1:59.543	
2	1:31.981	-27.562
3	1:24.349	-7.632
4	1:19.825	-4.524
5	1:19.858	+0.033
6	1:18.696	-1.162
7	1:20.891	+2.195
8	1:18.874	-2.017
9	1:19.430	+0.556
10	1:20.661	+1.231

(718) Philip Voo

1	1:58.888	
p2	2:54.035	+55.147
3	1:49.432	-1:04.603
4	1:38.598	-10.834
5	1:39.589	+0.991
6	1:39.976	+0.387

(37) Doug Moul

1	2:04.115	
2	1:36.201	-27.914
3	1:24.309	-11.892
4	1:20.273	-4.036
5	1:19.960	-0.313
6	1:47.124	+27.164
7	1:20.411	-26.713
8	1:19.635	-0.776
9	1:22.790	+3.155

(1) Bud Reichard

(16) Bob Pontius

(52) Manfred Duske

(96) Ron Rowse

(97) Owen Walstrom

(99) Douglas Bayley

(168) Eric Krause

(728) Robert Voytcheff

(763) Jim Cole

(795) Peter Hamer

(63) Jules Moritz

1	1:48.057	
2	1:27.098	-20.959
3	1:23.352	-3.746
4	1:22.010	-1.342
5	1:24.787	+2.777
6	1:21.251	-3.536
7	1:21.878	+0.627
8	1:22.303	+0.425
9	1:22.111	-0.192
10	1:22.605	+0.494

(788) Aaron Carter

1	2:01.542	
2	1:32.594	-28.948


September Daze Weekend

GROUP 4

Qualifying - SAT Qualify

Mission Raceway Park (2.12 Km)

04/09/2004 2:55 PM



(772) Steve Paquette

1	1:27.902	
2	1:18.638	-9.264
3	1:17.479	-1.159
4	1:16.547	-0.932
5	1:16.076	-0.471
6	1:17.153	+1.077
7	1:17.454	+0.301

5 1:19.547 -3.137

6	1:19.706	+0.159
7	1:19.089	-0.617
8	1:19.769	+0.680
9	1:20.550	+0.781

(728) Robert Voytcheff

(763) Jim Cole

(782) Doug Yip

1	1:32.775	
2	1:24.098	-8.677
3	1:18.177	-5.921
4	1:18.410	+0.233
5	1:18.621	+0.211
6	1:21.183	+2.562
7	1:18.407	-2.776
8	1:19.992	+1.585
9	1:19.424	-0.568
10	1:20.247	+0.823

(795) Peter Hamer

1	1:32.928	
2	1:25.101	-7.827
3	1:23.157	-1.944
4	1:22.615	-0.542
5	1:22.528	-0.087
6	1:22.135	-0.393
7	1:23.497	+1.362
8	1:21.609	-1.888
9	1:21.313	-0.296
10	1:21.733	+0.420

(788) Aaron Carter

1	1:30.899	
2	1:26.256	-4.643
3	1:23.160	-3.096
4	1:24.726	+1.566
5	1:23.349	-1.377
6	1:23.372	+0.023
7	1:22.311	-1.061
8	1:22.308	-0.003
9	1:23.627	+1.319
10	1:22.706	-0.921

(37) Doug Moul

1	1:33.363	
2	1:24.117	-9.246
3	1:19.902	-4.215
4	1:19.223	-0.679
5	1:20.638	+1.415
6	1:23.097	+2.459
7	1:20.317	-2.780
8	1:18.976	-1.341
9	1:19.426	+0.450
10	1:19.491	+0.065

(52) Manfred Duske

1	1:37.364	
2	1:27.620	-9.744
3	1:26.209	-1.411
4	1:24.988	-1.221
5	1:24.911	-0.077

(63) Jules Moritz

1	1:32.687	
2	1:27.283	-5.404
3	1:23.265	-4.018
4	1:20.247	-3.018
5	1:19.029	-1.218
6	1:20.629	+1.600
7	1:20.210	-0.419
8	1:19.464	-0.746
9	1:19.742	+0.278
10	1:19.784	+0.042

(718) Philip Voo

(1) Bud Reichard

(16) Bob Pontius

(96) Ron Rowse

(97) Owen Walstrom

(99) Douglas Bayley

(168) Eric Krause

(742) Howard Whitlock

1	1:32.024	
2	1:27.249	-4.775
3	1:20.230	-7.019
4	1:22.684	+2.454


September Daze Weekend

GROUP 4

Qualifying - SUN Qualify

Mission Raceway Park (2.12 Km)

05/09/2004 10:30 AM



(96) Ron Rowse

p1	6:25.228	
2	1:27.821	-4:57.407
3	1:16.678	-11.143
4	1:15.861	-0.817
5	1:15.344	-0.517

(772) Steve Paquette

1	1:26.967	
2	1:18.390	-8.577
3	1:15.406	-2.984
4	1:16.786	+1.380
5	1:16.558	-0.228
6	1:16.709	+0.151

(782) Doug Yip

1	1:33.339	
2	1:20.546	-12.793
3	1:18.865	-1.681
4	1:17.481	-1.384
5	1:16.865	-0.616
6	1:16.372	-0.493
7	1:21.180	+4.808
8	1:17.010	-4.170
9	1:16.686	-0.324
10	1:15.790	-0.896
11	1:16.804	+1.014

(37) Doug Moul

1	1:40.584	
2	1:26.147	-14.437
3	1:22.363	-3.784
4	1:20.109	-2.254
5	1:20.192	+0.083
6	1:19.745	-0.447
7	1:19.880	+0.135
8	1:19.775	-0.105
9	1:19.595	-0.180
10	1:20.559	+0.964

(795) Peter Hamer

1	1:34.082	
2	1:22.970	-11.112
3	1:21.200	-1.770
4	1:21.502	+0.302
5	1:22.523	+1.021
6	1:20.831	-1.692
7	1:20.454	-0.377
8	1:21.080	+0.626
9	1:21.415	+0.335

10 1:21.120 -0.295

(763) Jim Cole

1	1:29.923	
2	1:24.301	-5.622
3	1:21.676	-2.625
4	1:23.678	+2.002
5	1:21.396	-2.282
6	1:20.864	-0.532
7	1:21.652	+0.788
8	1:21.378	-0.274
9	1:20.858	-0.520
10	1:20.526	-0.332
11	1:20.785	+0.259

(63) Jules Moritz

1	1:34.637	
2	1:22.155	-12.482
3	1:20.873	-1.282
4	1:21.563	+0.690

(788) Aaron Carter

1	1:38.028	
2	1:26.108	-11.920
3	1:23.693	-2.415
4	1:23.315	-0.378
5	1:23.066	-0.249
6	1:22.382	-0.684
7	1:23.727	+1.345
8	1:21.995	-1.732
9	1:21.983	-0.012
10	1:24.152	+2.169

(52) Manfred Duske

1	1:40.400	
2	1:34.612	-5.788

(718) Philip Voo

1	1:51.794	
2	1:41.986	-9.808
3	1:40.828	-1.158
4	1:40.868	+0.040
5	1:39.892	-0.976

(1) Bud Reichard

(16) Bob Pontius

(97) Owen Walstrom

(99) Douglas Bayley

(168) Eric Krause

(728) Robert Voytcheff

(742) Howard Whitlock

September Daze Weekend


GROUP 4

Race

Race

Mission Raceway Park (2.12 Km)

05/09/2004 3:10 PM



(772) Steve Paquette

0	2:27.866	
1	1:21.440	-1:06.426
2	1:19.101	-2.339
3	1:19.160	+0.059
4	1:19.279	+0.119
5	1:19.771	+0.492
6	1:19.673	-0.098
7	1:19.346	-0.327
8	1:18.319	-1.027
9	1:18.570	+0.251
10	1:18.746	+0.176
11	1:18.466	-0.280
12	1:18.391	-0.075
13	1:18.127	-0.264
14	1:17.777	-0.350
15	1:18.019	+0.242
16	1:18.692	+0.673
17	1:18.272	-0.420
18	1:18.631	+0.359
19	1:19.191	+0.560
20	1:19.148	-0.043
21	1:17.586	-1.562
22	1:18.389	+0.803
23	1:19.230	+0.841

23 1:42.620 +25.132

(795) Peter Hamer

0	2:11.295	
1	1:23.080	-48.215
2	1:21.997	-1.083
3	1:25.560	+3.563
4	1:25.177	-0.383
5	1:25.392	+0.215
6	1:23.835	-1.557
7	1:22.644	-1.191
8	1:21.983	-0.661
9	1:21.040	-0.943
10	1:21.900	+0.860
11	1:21.849	-0.051
12	1:21.577	-0.272
13	1:21.136	-0.441
14	1:22.862	+1.726
15	1:21.996	-0.866
16	1:21.944	-0.052
17	1:22.055	+0.111
18	1:22.947	+0.892
19	1:21.964	-0.983
20	1:22.525	+0.561
21	1:23.078	+0.553
22	1:22.455	-0.623

22 1:22.473 -0.014

(63) Jules Moritz

0	2:19.171	
1	1:25.473	-53.698
2	1:22.396	-3.077
3	1:24.419	+2.023
4	1:27.452	+3.033
5	1:28.733	+1.281
6	1:28.144	-0.589
7	1:27.396	-0.748
8	1:25.669	-1.727
9	1:25.590	-0.079
10	1:25.706	+0.116
11	1:25.403	-0.303
12	1:27.734	+2.331
13	1:26.033	+0.102
14	1:26.135	+0.104
15	1:26.239	-2.569
16	1:23.670	+1.838
17	1:25.508	-0.292
18	1:25.216	+0.621
19	1:25.837	+0.086
20	1:25.923	+0.291
21	1:26.214	+1.557
22	1:27.771	

(718) Philip Voo

0	2:05.992	
1	1:39.320	-26.672
2	1:38.675	-0.645
3	1:40.275	+1.600
4	1:43.599	+3.324
5	1:44.997	+1.398
6	1:44.180	-0.817
7	1:47.814	+3.634
8	1:49.509	+1.695
9	1:48.462	-1.047
10	1:46.618	-1.844

(99) Douglas Bayley

(168) Eric Krause

(728) Robert Voytcheff

(782) Doug Yip

0	2:26.634	
1	1:21.933	-1:04.701
2	1:18.985	-2.948
3	1:19.199	+0.214
4	1:19.427	+0.228
5	1:19.977	+0.550
6	1:19.675	-0.302
7	1:18.986	-0.689
8	1:19.387	+0.401
9	1:18.027	-1.360
10	1:17.798	-0.229
11	1:18.609	+0.811
12	1:18.584	-0.025
13	1:18.932	+0.348
14	1:18.032	-0.900
15	1:18.407	+0.375
16	1:18.863	+0.456
17	1:18.461	-0.402
18	1:18.451	-0.010
19	1:19.867	+1.416
20	1:17.672	-2.195
21	1:17.496	-0.176
22	1:17.488	-0.008

(763) Jim Cole

0	2:10.293	
1	1:25.529	-44.764
2	1:22.457	-3.072
3	1:26.585	+4.128
4	1:24.773	-1.812
5	1:24.584	-0.189
6	1:23.345	-1.239
7	1:21.909	-1.436
8	1:21.156	-0.753
9	1:21.471	+0.315
10	1:21.611	+0.140
11	1:21.445	-0.166
12	1:21.578	+0.133
13	1:20.889	-0.689
14	1:35.278	+14.389
15	1:22.678	-12.600
16	1:21.224	-1.454
17	1:21.344	+0.120
18	1:22.647	+1.303
19	1:21.052	-1.595
20	1:20.821	-0.231
21	1:22.487	+1.666

(52) Manfred Duske

0	2:06.206	
1	1:28.000	-38.206
2	1:24.632	-3.368
3	1:27.325	+2.693
4	1:29.263	+1.938
5	1:29.292	+0.029
6	1:28.113	-1.179
7	1:26.830	-1.283
8	1:26.527	-0.303
9	1:26.336	-0.191
10	1:27.263	+0.927
11	1:26.533	-0.730
12	1:26.680	+0.147
13	1:26.979	+0.299
14	1:27.344	+0.365
15	1:27.063	-0.281
16	1:27.134	+0.071
17	1:27.359	+0.225
18	1:27.011	-0.348
19	1:26.880	-0.131
20	1:28.565	+1.685
21	1:27.712	-0.853

(742) Howard Whitlock

0	2:12.402	
1	1:25.992	-46.410
2	1:22.574	-3.418
3	1:24.478	+1.904
4	1:22.413	-2.065
5	1:21.875	-0.538
6	1:23.883	+2.008
7	1:23.633	-0.250
8	1:22.347	-1.286
9	1:22.554	+0.207

(37) Doug Moul

0	2:24.771	
1	1:24.317	-1:00.454
2	1:21.321	-2.996
3	1:19.433	-1.888
4	1:19.472	+0.039
5	1:22.458	+2.986

(788) Aaron Carter

0	2:08.442	
1	1:27.246	-41.196
2	1:23.992	-3.254
3	1:23.551	-0.441
4	1:24.854	+1.303
5	1:25.207	+0.353

(1) Bud Reichard

(16) Bob Pontius

(96) Ron Rowse

(97) Owen Walstrom

Chief of Timing & Scoring:
Date:
Signed:




September Daze Weekend

GROUP 5 Practice Practice

Mission Raceway Park (2.12 Km)

04/09/2004 10:50 AM



(184) Jeff Remfert

1	1:46.329	
2	1:33.038	-13.291
3	1:26.254	-6.784
4	1:21.764	-4.490
5	1:21.052	-0.712

(188) Andrew Newell

1	1:33.786	
2	1:23.800	-9.986
3	1:22.605	-1.195
4	1:22.762	+0.157
5	1:22.526	-0.236
6	1:21.994	-0.532
7	1:22.791	+0.797
8	1:23.090	+0.299
9	1:22.318	-0.772
10	1:22.264	-0.054

(112) Mark Hanken

1	1:34.904	
2	1:26.496	-8.408
3	1:24.189	-2.307
4	1:22.044	-2.145
5	1:23.825	+1.781
6	1:23.385	-0.440
7	1:22.794	-0.591
8	1:22.787	-0.007

(27) Hal Hilton

1	1:37.367	
2	1:24.985	-12.382
3	1:22.659	-2.326
4	1:22.992	+0.333
5	1:22.944	-0.048
6	1:25.117	+2.173
7	1:23.376	-1.741
8	1:22.716	-0.660
9	1:23.104	+0.388
10	1:22.518	-0.586

(737) John Cartwright

1	1:55.222	
2	1:38.162	-17.060
3	1:31.039	-7.123
4	1:28.175	-2.864
5	1:28.355	+0.180
6	1:24.717	-3.638
7	1:24.574	-0.143
8	1:25.221	+0.647

(772) David Stenner

9	1:23.572	-1.649
1	1:37.142	
2	1:27.224	-9.918
3	1:24.980	-2.244
4	1:23.584	-1.396
5	1:24.356	+0.772
6	1:23.975	-0.381
7	1:24.109	+0.134
8	1:24.215	+0.106

(79) Hugh Richards

1	1:38.046	
2	1:27.288	-10.758
3	1:25.911	-1.377
4	1:24.802	-1.109
5	1:23.628	-1.174
6	1:25.009	+1.381
7	1:25.158	+0.149
8	1:31.421	+6.263

(174) Keith Carter

1	1:30.861	
2	1:24.509	-6.352
3	1:23.981	-0.528
4	1:24.856	+0.875
5	1:23.733	-1.123

(155) Rick Bostrom

1	1:47.171	
2	1:31.325	-15.846
3	1:24.911	-6.414
4	1:24.391	-0.520
5	1:24.278	-0.113
6	1:24.331	+0.053
7	1:25.047	+0.716
8	1:25.353	+0.306
9	1:25.303	-0.050

(113) Tom Davies

1	1:52.440	
2	1:35.389	-17.051
3	1:32.752	-2.637
4	1:30.564	-2.188
5	1:27.831	-2.733
6	1:24.306	-3.525
7	1:25.620	+1.314
8	1:27.609	+1.989
9	1:27.657	+0.048

(134) Darrin Gilmore

1	1:37.715	
2	1:25.128	-12.587
3	1:24.312	-0.816
4	1:25.080	+0.768
5	1:24.971	-0.109
6	1:24.849	-0.122
7	1:25.109	+0.260

(53) Skip Yokom

1	1:38.226	
2	1:27.884	-10.342
3	1:26.503	-1.381
4	1:25.818	-0.685
5	1:24.630	-1.188
6	1:24.617	-0.013
7	1:24.814	+0.197
8	1:24.393	-0.421
9	1:26.170	+1.777
10	1:25.168	-1.002

(07) Jeff Clark

1	1:45.481	
2	1:29.246	-16.235
3	1:25.253	-3.993
4	1:25.021	-0.232
5	1:25.572	+0.551
6	1:25.433	-0.139
7	1:25.885	+0.452
8	1:26.470	+0.585

(162) Steve Pfeifer

1	1:39.160	
2	1:29.287	-9.873
3	1:25.050	-4.237
4	1:25.988	+0.938
5	1:25.474	-0.514
6	1:25.399	-0.075
7	1:25.713	+0.314

(768) DrCarlo Tesler-Mabe

1	1:40.163	
2	1:26.283	-13.880
3	1:28.364	+2.081
4	1:26.288	-2.076
5	1:25.588	-0.700
6	1:25.448	-0.140
7	1:25.324	-0.124
8	1:26.653	+1.329

9	1:26.296	-0.357
10	1:26.320	+0.024

(65) Richard Cabe

1	1:42.726	
2	1:26.614	-16.112
3	1:26.628	+0.014
4	1:26.941	+0.313
5	1:26.423	-0.518
6	1:25.759	-0.664
7	1:27.422	+1.663
8	1:27.420	-0.002
9	1:26.905	-0.515
10	1:26.821	-0.084

(160) Tim Rosche

1	1:32.015	
2	1:26.207	-5.808
3	1:26.587	+0.380
4	1:25.832	-0.755

(161) Taryn Sparacio

1	1:39.061	
2	1:27.203	-11.858
3	1:25.874	-1.329
4	1:26.765	+0.891
5	1:26.012	-0.753
6	1:28.299	+2.287
7	1:27.263	-1.036
8	1:26.653	-0.610
9	1:27.090	+0.437
10	1:26.375	-0.715

(0) Mike Volk

1	1:36.813	
2	1:33.439	-3.374
3	1:28.769	-4.670
4	1:28.086	-0.683
5	1:27.892	-0.194
6	1:27.414	-0.478
7	1:27.774	+0.360
8	1:27.582	-0.192
9	1:28.305	+0.723
10	1:26.292	-2.013

(54) Bruce Boyd

1	1:40.176	
2	1:31.638	-8.538
3	1:26.896	-4.742
4	1:27.696	+0.800

5	1:26.504	-1.192
6	1:27.267	+0.763
7	1:26.629	-0.638
8	1:26.641	+0.012
9	1:26.356	-0.285

(17) A.L. Skip Jones

1	1:47.217	
2	1:31.732	-15.485
3	1:30.976	-0.756
4	1:28.762	-2.214
5	1:30.850	+2.088
6	1:27.953	-2.897
7	1:27.351	-0.602
8	1:28.389	+1.038
9	1:26.576	-1.813

(106) Jeff Wicks

1	1:50.100	
2	1:35.065	-15.035
3	1:27.143	-7.922
4	1:28.120	+0.977
5	1:29.352	+1.232
6	1:28.965	-0.387
7	1:29.765	+0.800
8	1:28.004	-1.761
9	1:26.983	-1.021

(732) Pam Vidulich

1	1:45.048	
p2	2:25.568	+40.520
3	1:37.144	-48.424
4	1:31.327	-5.817
5	1:34.856	+3.529
6	1:32.815	-2.041
7	1:32.272	-0.543
8	1:32.278	+0.006

(719) Paul Costa

(23) Reg Milne

(45) Mike Blaszcak

(51) Mark Wilson

(96) Owen Walstrom

(136) Chris Romney

Chief of Timing & Scoring:
Date:
Signed:



September Daze Weekend


GROUP 5

Mission Raceway Park (2.12 Km)

Practice

Practice

04/09/2004 10:50 AM



(145) Daryl Simpson

(154) Rod Duncan

(172) Keith Carter

(720) Anji Bembem

(773) Chris Doodson

Printed: 04/09/2004 11:08:50 AM

Licensed to: SCCBC

Chief of Timing & Scoring:

Date:

Signed:



www.amb-it.com
Orbits 1.0



September Daze Weekend

GROUP 5

Qualifying - SAT Qualify

Mission Raceway Park (2.12 Km)

04/09/2004 3:15 PM

(27) Hal Hilton		
1	1:46.063	
2	1:23.119	-22.944
3	1:21.966	-1.153
4	1:21.681	-0.285
5	1:23.083	+1.402
6	1:21.649	-1.434
7	1:22.192	+0.543
p8	2:14.485	+52.293
9	1:26.800	-47.685

(188) Andrew Newell		
1	1:50.657	
2	1:22.565	-28.092
3	1:22.480	-0.085
4	1:21.920	-0.560
5	1:23.250	+1.330
6	1:22.195	-1.055
7	1:32.453	+10.258
8	1:23.454	-8.999
9	1:22.420	-1.034

(184) Jeff Remfert		
1	1:35.857	
2	1:24.688	-11.169
3	1:23.961	-0.727
4	1:26.027	+2.066
5	1:23.296	-2.731
6	1:22.576	-0.720
7	1:22.792	+0.216
8	1:23.860	+1.068
9	1:24.289	+0.429

(174) Keith Carter		
1	1:32.817	
2	1:28.439	-4.378
3	1:23.071	-5.368
4	1:28.250	+5.179
5	1:31.813	+3.563
6	1:22.738	-9.075
7	1:29.200	+6.462
8	1:22.600	-6.600
9	1:22.712	+0.112

(112) Mark Hanken		
1	1:47.241	
2	1:22.966	-24.275
3	1:30.668	+7.702
4	1:23.225	-7.443
5	1:22.893	-0.332

6	1:24.160	+1.267
7	1:22.772	-1.388
8	1:24.740	+1.968

(79) Hugh Richards		
1	1:35.098	
2	1:24.822	-10.276
3	1:23.494	-1.328
4	1:23.748	+0.254
5	1:22.842	-0.906
6	1:22.983	+0.141
7	1:25.303	+2.320
8	1:24.622	-0.681
9	1:23.220	-1.402

(134) Darrin Gilmore		
1	1:32.439	
2	1:23.815	-8.624
3	1:22.916	-0.899
4	1:23.054	+0.138
5	1:23.024	-0.030
6	1:24.319	+1.295
7	1:23.677	-0.642

(772) David Stenner		
1	1:42.140	
2	1:23.920	-18.220
3	1:25.629	+1.709
4	1:23.130	-2.499
5	1:23.788	+0.658
6	1:25.667	+1.879
p7	3:48.392	+2:22.725

(113) Tom Davies		
1	1:34.278	
2	1:24.798	-9.480
3	1:24.333	-0.465
4	1:23.592	-0.741
5	1:23.425	-0.167
6	1:23.818	+0.393
7	1:29.223	+5.405
8	1:27.192	-2.031
9	1:23.166	-4.026

(162) Steve Pfeifer		
1	1:36.535	
2	1:24.133	-12.402
3	1:24.058	-0.075
4	1:23.471	-0.587
5	1:29.241	+5.770

6	1:23.816	-5.425
7	1:24.296	+0.480
8	1:24.115	-0.181
9	1:23.282	-0.833

(737) John Cartwright		
1	1:31.294	
2	1:25.466	-5.828
3	1:24.354	-1.112
4	1:24.730	+0.376
5	1:23.889	-0.841
6	1:25.079	+1.190
7	1:24.343	-0.736
8	1:24.854	+0.511
9	1:25.079	+0.225

(155) Rick Bostrom		
1	1:31.457	
2	1:24.904	-6.553
3	1:24.661	-0.243
4	1:26.891	+2.230
5	1:24.974	-1.917
6	1:25.765	+0.791
7	1:25.256	-0.509
8	1:25.789	+0.533
9	1:35.904	+10.115

(53) Skip Yokom		
1	1:46.014	
2	1:26.881	-19.133
3	1:27.296	+0.415
4	1:25.408	-1.888
5	1:25.553	+0.145
6	1:26.155	+0.602
7	1:24.686	-1.469
8	1:25.686	+1.000
9	1:26.046	+0.360

(160) Tim Rosche		
1	1:33.008	
2	1:26.325	-6.683
3	1:25.431	-0.894
4	1:25.291	-0.140
5	1:25.330	+0.039
6	1:25.407	+0.077
7	1:25.297	-0.110

(768) DrCarlo Tesler-Mabe		
1	1:35.956	
2	1:26.069	-9.887

3	1:25.326	-0.743
4	1:26.065	+0.739
5	1:26.527	+0.462
6	1:26.615	+0.088
7	1:26.816	+0.201
8	1:28.199	+1.383

(45) Mike Blaszcak		
1	1:32.457	
2	1:26.951	-5.506
3	1:27.478	+0.527
4	1:25.338	-2.140
5	1:26.308	+0.970
6	1:26.822	+0.514
7	1:25.765	-1.057

(54) Bruce Boyd		
1	1:33.407	
2	1:25.563	-7.844
3	1:26.681	+1.118
4	1:26.463	-0.218
5	1:27.085	+0.622
6	1:27.527	+0.442
7	1:28.054	+0.527
8	1:27.835	-0.219
9	1:38.599	+10.764

(161) Taryn Sparacio		
1	1:40.524	
2	1:27.751	-12.773
3	1:26.010	-1.741
4	1:26.242	+0.232
5	1:25.834	-0.408
6	1:25.621	-0.213
7	1:25.978	+0.357
8	1:26.738	+0.760

(07) Jeff Clark		
1	1:35.768	
2	1:26.768	-9.000
3	1:26.022	-0.746
4	1:26.293	+0.271
5	1:25.646	-0.647
6	1:27.376	+1.730
7	1:26.247	-1.129
8	1:26.112	-0.135
9	1:26.793	+0.681

(0) Mike Volk		
1	1:37.140	

2	1:27.385	-9.755
3	1:27.029	-0.356
4	1:27.101	+0.072
5	1:26.491	-0.610
6	1:26.996	+0.505
7	1:26.702	-0.294
8	1:28.463	+1.761

(65) Richard Cabe		
1	1:31.196	
2	1:27.723	-3.473
3	1:27.586	-0.137
4	1:28.120	+0.534
5	1:27.261	-0.859
6	1:27.712	+0.451
7	1:27.193	-0.519
8	1:26.875	-0.318

(732) Pam Vidulich		
1	1:40.477	
2	1:32.186	-8.291
3	1:30.187	-1.999
4	1:30.449	+0.262
5	1:31.429	+0.980
6	1:30.692	-0.737
7	1:30.677	-0.015
8	1:30.255	-0.422

(779) Paul Costa		
1	1:42.753	
2	1:34.691	-8.062
3	1:33.365	-1.326
4	1:33.929	+0.564
5	1:31.854	-2.075
6	1:32.976	+1.122
7	1:31.513	-1.463
8	1:31.047	-0.466

(154) Rod Duncan		
1	1:48.579	
2	1:41.138	-7.441
3	1:37.650	-3.488
4	1:39.592	+1.942

(17) A.L. Skip Jones		
-----------------------------	--	--

(23) Reg Milne		
-----------------------	--	--

(51) Mark Wilson		
-------------------------	--	--

September Daze Weekend


GROUP 5

Mission Raceway Park (2.12 Km)

Qualifying - SAT

Qualify

04/09/2004 3:15 PM



(96) Owen Walstrom

(106) Jeff Wicks

(136) Chris Romney

(145) Daryl Simpson

(172) Keith Carter

(720) Anji Bemben

(773) Chris Doodson

Printed: 04/09/2004 03:39:41 PM

Licensed to: SCCBC

Chief of Timing & Scoring:

Date:

Signed:



www.amb-it.com
Orbits 1.0




September Daze Weekend

GROUP 5

Qualifying - SUN Qualify

Mission Raceway Park (2.12 Km)

05/09/2004 10:50 AM



(184) Jeff Remfert

1	1:55.757	
2	1:20.315	-35.442
3	1:20.661	+0.346
4	1:19.705	-0.956
5	1:30.319	+10.614
6	1:19.043	-11.276
7	1:19.098	+0.055

(27) Hal Hilton

1	1:35.975	
2	1:25.492	-10.483
3	1:23.704	-1.788
4	1:21.577	-2.127
5	1:22.932	+1.355
6	1:24.202	+1.270
7	1:21.951	-2.251
8	1:22.277	+0.326
9	1:22.781	+0.504

(188) Andrew Newell

1	1:40.568	
2	1:23.040	-17.528
3	1:22.327	-0.713
4	1:22.536	+0.209
5	1:21.666	-0.870
6	1:35.678	+14.012
7	1:22.879	-12.799
8	1:22.099	-0.780
9	1:41.281	+19.182

(112) Mark Hanken

1	1:42.281	
2	1:25.177	-17.104
3	1:22.374	-2.803
4	1:22.324	-0.050
5	1:21.738	-0.586
6	1:36.024	+14.286
7	1:23.982	-12.042
8	1:25.410	+1.428
9	1:22.063	-3.347

(174) Keith Carter

1	1:53.578	
2	1:22.728	-30.850
3	1:22.377	-0.351
4	1:22.147	-0.230
5	1:32.375	+10.228
6	1:48.527	+16.152
7	1:28.577	-19.950

(162) Steve Pfeifer

8	1:22.233	-6.344
1	1:49.707	
2	1:22.614	-27.093
3	1:24.190	+1.576
4	1:22.656	-1.534
5	1:23.851	+1.195
6	1:30.435	+6.584
7	1:23.308	-7.127
8	1:23.712	+0.404
9	1:23.404	-0.308
10	1:23.993	+0.589

(134) Darrin Gilmore

1	1:48.276	
2	1:23.084	-25.192
3	1:23.051	-0.033
4	1:22.762	-0.289
5	1:22.864	+0.102
6	1:23.362	+0.498

(113) Tom Davies

1	1:48.807	
2	1:26.089	-22.718
3	1:23.625	-2.464
4	1:23.566	-0.059
5	1:26.077	+2.511
6	1:31.338	+5.261
7	1:23.183	-8.155
8	1:27.717	+4.534
9	1:22.820	-4.897

(79) Hugh Richards

1	1:45.088	
2	1:25.597	-19.491
3	1:24.041	-1.556
4	1:25.021	+0.980
5	1:23.829	-1.192
6	1:25.982	+2.153
7	1:23.961	-2.021
8	1:23.133	-0.828
9	1:23.120	-0.013

(72) David Stenner

1	1:53.331	
2	1:23.873	-29.458
3	1:23.597	-0.276
4	1:23.834	+0.237
5	1:25.376	+1.542

(155) Rick Bostrom

6	1:27.182	+1.806
7	1:24.367	-2.815
8	1:23.846	-0.521
9	1:32.629	+8.783

(96) Owen Walstrom

1	1:33.910	
2	1:27.728	-6.182
3	1:26.072	-1.656
4	1:25.498	-0.574
5	1:24.017	-1.481
6	1:41.081	+17.064
7	1:24.259	-16.822

(160) Tim Rosche

1	1:47.480	
2	1:27.316	-20.164
3	1:26.220	-1.096
4	1:24.545	-1.675
5	1:24.855	+0.310
6	1:24.576	-0.279
7	1:24.228	-0.348
8	1:36.954	+12.726
9	1:24.928	-12.026

(737) John Cartwright

1	1:40.178	
2	1:28.799	-11.379
3	1:27.298	-1.501
4	1:26.175	-1.123
5	1:24.322	-1.853
6	1:26.027	+1.705
7	1:26.705	+0.678
8	1:26.181	-0.524
9	1:24.379	-1.802

(720) Anji Bembem

1	1:36.919	
2	1:27.313	-9.606
3	1:27.265	-0.048
4	1:24.903	-2.362

(722) Jonathan Anderson

5	1:24.822	-0.081
6	1:25.955	+1.133
1	1:34.064	
2	1:27.034	-7.030
3	1:38.136	+11.102
4	1:24.962	-13.174
5	1:26.340	+1.378
6	1:28.606	+2.266
7	1:25.637	-2.969
8	1:36.747	+11.110
9	1:29.379	-7.368

(768) DrCarlo Tesler-Mabe

1	1:48.468	
2	1:25.953	-22.515
3	1:25.405	-0.548
4	1:25.064	-0.341
5	1:25.251	+0.187
6	1:27.058	+1.807
7	1:25.262	-1.796
8	1:25.942	+0.680
9	1:25.958	+0.016

(53) Skip Yokom

1	1:51.238	
2	1:25.510	-25.728
3	1:25.778	+0.268
4	1:26.541	+0.763
5	1:25.905	-0.636
6	1:27.949	+2.044
7	1:25.625	-2.324
8	1:26.339	+0.714
9	1:25.620	-0.719

(65) Richard Cabe

1	1:47.396	
2	1:27.674	-19.722
3	1:29.588	+1.914
4	1:27.676	-1.912
5	1:26.553	-1.123
6	1:25.697	-0.856
7	1:26.411	+0.714
8	1:27.379	+0.968
9	1:26.410	-0.969

(07) Jeff Clark

1	1:45.018	
2	1:28.282	-16.736

(106) Jeff Wicks

3	1:26.815	-1.467
4	1:25.865	-0.950
5	1:27.527	+1.662
6	1:26.714	-0.813
7	1:26.180	-0.534

(145) Daryl Simpson

1	1:35.258	
2	1:30.431	-4.827
3	1:27.170	-3.261
4	1:27.320	+0.150
5	1:27.424	+0.104
6	1:26.131	-1.293
7	1:26.073	-0.058
8	1:26.209	+0.136
9	1:26.697	+0.488

(17) A.L. Skip Jones

1	1:37.810	
2	1:28.935	-8.875
3	1:26.976	-1.959
4	1:26.108	-0.868
5	1:26.330	+0.222
6	1:26.437	+0.107
7	1:26.249	-0.188

(51) Mark Wilson

1	1:37.104	
2	1:30.719	-6.385
3	1:28.287	-2.432
4	1:27.038	-1.249

(54) Bruce Boyd

1	1:35.465	
2	1:30.199	-5.266
3	1:27.771	-2.428
4	1:29.656	+1.885
5	1:27.119	-2.537
6	1:27.046	-0.073

Chief of Timing & Scoring:
Date:
Signed:



September Daze Weekend

GROUP 5

Qualifying - SUN Qualify

Mission Raceway Park (2.12 Km)

05/09/2004 10:50 AM

7	1:27.269	+0.223
8	1:27.431	+0.162
9	1:27.784	+0.353

(779) Paul Costa

1	1:52.281	
2	1:35.998	-16.283
3	1:32.988	-3.010
4	1:31.087	-1.901
5	1:29.615	-1.472
6	1:30.905	+1.290
7	1:34.184	+3.279
8	1:33.362	-0.822
9	1:29.442	-3.920

(732) Pam Vidulich

1	1:42.120	
p2	2:10.683	+28.563
p3	2:16.585	+5.902
4	1:35.670	-40.915
5	1:33.041	-2.629
6	1:34.256	+1.215
7	1:34.303	+0.047
8	1:30.116	-4.187

(154) Rod Duncan

1	1:48.384	
2	1:41.625	-6.759
3	1:36.544	-5.081
4	1:35.951	-0.593
5	1:35.106	-0.845
6	1:36.330	+1.224
7	1:36.405	+0.075
8	1:34.258	-2.147

(0) Mike Volk

(23) Reg Milne

(136) Chris Romney

(161) Taryn Sparacio

(172) Keith Carter

(773) Chris Doodson

Printed: 05/09/2004 12:20:22 PM

Licensed to: SCCBC

Chief of Timing & Scoring:

Date:

Signed:



www.amb-it.com
Orbits 1.0



September Daze Weekend


GROUP 5

Race

Race

Mission Raceway Park (2.12 Km)

05/09/2004 3:50 PM



(184) Jeff Remfert

0	2:50.539	
1	1:22.550	-1:27.989
2	1:21.561	-0.989
3	1:21.305	-0.256
4	1:21.626	+0.321
5	1:21.805	+0.179
6	1:21.543	-0.262
7	1:21.448	-0.095
8	1:21.723	+0.275
9	1:21.839	+0.116
10	1:22.108	+0.269
11	1:21.726	-0.382
12	1:22.196	+0.470
13	1:22.230	+0.034
14	1:23.217	+0.987
15	1:22.122	-1.095
16	1:22.166	+0.044
17	1:22.302	+0.136
18	1:26.685	+4.383
19	1:23.303	-3.382
20	1:25.526	+2.223
21	1:23.974	-1.552
22	1:23.659	-0.315

(188) Andrew Newell

0	2:48.483	
1	1:24.484	-1:23.999
2	1:22.974	-1.510
3	1:22.858	-0.116
4	1:22.690	-0.168
5	1:22.756	+0.066
6	1:22.842	+0.086
7	1:23.350	+0.508
8	1:23.497	+0.147
9	1:22.931	-0.566
10	1:23.332	+0.401
11	1:22.807	-0.525
12	1:23.128	+0.321
13	1:22.933	-0.195
14	1:22.874	-0.059
15	1:23.253	+0.379
16	1:22.958	-0.295
17	1:23.077	+0.119
18	1:22.940	-0.137
19	1:23.348	+0.408
20	1:22.727	-0.621
21	1:23.545	+0.818
22	1:26.957	+3.412

(27) Hal Hilton

0	1:51.903	
1	1:31.132	-20.771
2	1:24.875	-6.257
3	1:23.070	-1.805
4	1:24.323	+1.253
5	1:24.342	+0.019
6	1:22.943	-1.399
7	1:22.959	+0.016
8	1:25.208	+2.249
9	1:22.562	-2.646
10	1:22.358	-0.204
11	1:22.288	-0.070
12	1:22.047	-0.241
13	1:23.855	+1.808
14	1:22.046	-1.809
15	1:23.101	+1.055
16	1:23.093	-0.008
17	1:23.743	+0.650
18	1:24.483	+0.740
19	1:25.474	+0.991
20	1:25.935	+0.461
21	1:24.926	-1.009
22	1:24.431	-0.495

(113) Tom Davies

0	2:39.525	
1	1:29.238	-1:10.287
2	1:25.506	-3.732
3	1:24.950	-0.556
4	1:26.880	+1.930
5	1:26.795	-0.085
6	1:24.018	-2.777
7	1:25.583	+1.565
8	1:23.920	-1.663
9	1:23.617	-0.303
10	1:23.860	+0.243
11	1:23.746	-0.114
12	1:24.218	+0.472
13	1:24.656	+0.438
14	1:24.993	+0.337
15	1:24.504	-0.489
16	1:24.570	+0.066
17	1:24.582	+0.012
18	1:24.970	+0.388
19	1:25.280	+0.310
20	1:24.848	-0.432
21	1:24.304	-0.544
22	1:24.920	+0.616

(79) Hugh Richards

0	2:37.499	
1	1:27.984	-1:09.515
2	1:24.706	-3.278
3	1:25.367	+0.661
4	1:24.584	-0.783
5	1:24.258	-0.326
6	1:24.247	-0.011
7	1:24.824	+0.577
8	1:25.554	+0.730
9	1:23.744	-1.810
10	1:25.164	+1.420
11	1:25.142	-0.022
12	1:24.873	-0.269
13	1:25.342	+0.469
14	1:24.268	-1.074
15	1:24.688	+0.420
16	1:24.410	-0.278
17	1:25.279	+0.869
18	1:25.023	-0.256
19	1:27.389	+2.366
20	1:25.643	-1.746
21	1:26.983	+1.340
22	1:30.381	+3.398

(112) Mark Hanken

0	2:45.896	
1	1:26.558	-1:19.338
2	1:22.737	-3.821
3	1:22.059	-0.678
4	1:23.060	+1.001
5	1:22.582	-0.478
6	1:23.858	+1.276
7	1:23.008	-0.850
8	1:22.917	-0.091
9	1:23.175	+0.258
10	1:22.648	-0.527
11	1:22.894	+0.246
12	1:23.428	+0.534
13	1:22.929	-0.499
14	1:23.024	+0.095
15	1:23.064	+0.040
16	1:23.367	+0.303
17	1:23.049	-0.318
18	1:23.217	+0.168
19	1:23.980	+0.763
20	1:23.373	-0.607
21	1:22.982	-0.391
22	1:23.074	+0.092

(96) Owen Walstrom

0	2:33.862	
1	1:30.576	-1:03.286
2	1:24.954	-5.622
3	1:24.047	-0.907
4	1:25.142	+1.095
5	1:22.874	-2.268
6	1:24.432	+1.558
7	1:23.969	-0.463
8	1:26.934	+2.965
9	1:21.971	-4.963
10	1:23.471	+1.500
11	1:21.939	-1.532
12	1:21.291	-0.648
13	1:22.288	+0.997
14	1:21.539	-0.749
15	1:22.550	+1.011
16	1:21.423	-1.127
17	1:21.922	+0.499
18	1:22.513	+0.591
19	1:22.481	-0.032
20	1:23.106	+0.625
21	1:22.153	-0.953
22	1:21.456	-0.697

(174) Keith Carter

0	2:43.280	
1	1:25.249	-1:18.031
2	1:23.684	-1.565
3	1:24.312	+0.628
4	1:24.104	-0.208
5	1:23.935	-0.169
6	1:24.183	+0.248
7	1:24.470	+0.287
8	1:24.828	+0.358
9	1:24.271	-0.557
10	1:24.449	+0.178
11	1:24.648	+0.199
12	1:23.912	-0.736
13	1:25.152	+1.240
14	1:24.747	-0.405
15	1:24.087	-0.660
16	1:24.994	+0.907
17	1:23.933	-1.061
18	1:24.525	+0.592
19	1:24.014	-0.511
20	1:23.742	-0.272
21	1:25.193	+1.451
22	1:24.319	-0.874

(772) David Stenner

0	2:36.518	
1	1:29.864	-1:06.654
2	1:25.023	-4.841
3	1:25.008	-0.015
4	1:26.990	+1.982
5	1:26.234	-0.756
6	1:24.431	-1.803
7	1:25.448	+1.017
8	1:25.363	-0.085
9	1:24.478	-0.885
10	1:24.242	-0.236
11	1:24.301	+0.059
12	1:24.371	+0.070
13	1:24.417	+0.046
14	1:24.276	-0.141
15	1:24.520	+0.244
16	1:25.637	+1.117
17	1:24.587	-1.050
18	1:24.730	+0.143
19	1:24.910	+0.180
20	1:24.746	-0.164
21	1:24.831	+0.085
22	1:25.618	+0.787

(720) Anji Bembem

0	2:24.329	
1	1:35.375	-48.954
2	1:26.631	-8.744
3	1:26.858	+0.227
4	1:26.455	-0.403
5	1:27.018	+0.563
6	1:26.044	-0.974
7	1:25.758	-0.286
8	1:26.370	+0.612
9	1:25.199	-1.171
10	1:24.848	-0.351
11	1:27.159	+2.311
12	1:23.774	-3.385
13	1:23.571	-0.203
14	1:23.198	-0.373
15	1:22.666	-0.532
16	1:23.134	+0.468
17	1:26.125	+2.991
18	1:22.600	-3.525
19	1:25.415	+2.815
20	1:22.897	-2.518
21	1:24.190	+1.293
22	1:23.520	-0.670

Printed: 05/09/2004 04:39:03 PM

Licensed to: SCCBC

Chief of Timing & Scoring:

Date:

Signed:



www.amb-it.com
Orbits 1.0



September Daze Weekend

GROUP 5

Mission Raceway Park (2.12 Km)

Race

Race

05/09/2004 3:50 PM

(155) Rick Bostrom

0	2:34.605	
1	1:29.360	-1:05.245
2	1:24.480	-4.880
3	1:24.977	+0.497
4	1:26.346	+1.369
5	1:27.310	+0.964
6	1:23.716	-3.594
7	1:28.187	+4.471
8	1:25.438	-2.749
9	1:24.050	-1.388
10	1:24.111	+0.061
11	1:24.271	+0.160
12	1:26.272	+2.001
13	1:24.978	-1.294
14	1:24.952	-0.026
15	1:25.240	+0.288
16	1:24.487	-0.753
17	1:24.288	-0.199
18	1:24.936	+0.648
19	1:27.089	+2.153
20	1:25.045	-2.044
21	1:27.985	+2.940
22	1:25.968	-2.017

(162) Steve Pfeifer

0	2:42.174	
1	1:28.749	-1:13.425
2	1:25.075	-3.674
3	1:24.888	-0.187
4	1:25.416	+0.528
5	1:24.418	-0.998
6	1:23.981	-0.437
7	1:24.407	+0.426
8	1:27.623	+3.216
9	1:23.407	-4.216
10	1:23.863	+0.456
11	1:24.885	+1.022
12	1:25.030	+0.145
13	1:24.838	-0.192
14	1:25.142	+0.304
15	1:23.768	-1.374
16	1:25.236	+1.468
17	1:24.669	-0.567
18	1:24.710	+0.041
19	1:41.977	+17.267
20	1:27.124	-14.853
21	1:25.633	-1.491
22	1:27.217	+1.584

(160) Tim Rosche

0	2:29.204	
1	1:30.615	-58.589
2	1:26.128	-4.487
3	1:27.051	+0.923
4	1:25.610	-1.441
5	1:25.831	+0.221
6	1:26.015	+0.184
7	1:26.074	+0.059
8	1:26.528	+0.454
9	1:25.486	-1.042
10	1:26.330	+0.844
11	1:26.404	+0.074
12	1:26.923	+0.519
13	1:26.705	-0.218
14	1:26.368	-0.337
15	1:27.079	+0.711
16	1:27.233	+0.154
17	1:26.905	-0.328
18	1:27.531	+0.626
19	1:28.313	+0.782
20	1:27.591	-0.722
21	1:26.810	-0.781

(145) Daryl Simpson

0	2:09.469	
1	1:33.179	-36.290
2	1:27.718	-5.461
3	1:26.874	-0.844
4	1:26.329	-0.545
5	1:26.701	+0.372
6	1:25.922	-0.779
7	1:26.013	+0.091
8	1:26.776	+0.763
9	1:26.970	+0.194
10	1:26.168	-0.802
11	1:26.484	+0.316
12	1:27.097	+0.613
13	1:26.085	-1.012
14	1:25.901	-0.184
15	1:26.184	+0.283
16	1:25.831	-0.353
17	1:28.098	+2.267
18	1:26.219	-1.879
19	1:26.207	-0.012
20	1:26.146	-0.061
21	1:25.980	-0.166

(768) DrCarlo Tesler-Mabe

0	2:19.514	
---	----------	--

1	1:31.467	-48.047
2	1:28.483	-2.984
3	1:25.372	-3.111
4	1:25.823	+0.451
5	1:26.254	+0.431
6	1:25.899	-0.355
7	1:26.320	+0.421
8	1:27.098	+0.778
9	1:26.015	-1.083
10	1:25.992	-0.023
11	1:26.405	+0.413
12	1:26.966	+0.561
13	1:26.332	-0.634
14	1:26.521	+0.189
15	1:27.613	+1.092
16	1:26.773	-0.840
17	1:30.536	+3.763
18	1:29.013	-1.523
19	1:28.101	-0.912
20	1:27.657	-0.444
21	1:27.547	-0.110

(45) Mike Blaszcak

0	2:17.620	
1	1:32.980	-44.640
2	1:28.045	-4.935
3	1:26.698	-1.347
4	1:26.461	-0.237
5	1:26.426	-0.035
6	1:25.837	-0.589
7	1:26.309	+0.472
8	1:26.746	+0.437
9	1:25.700	-1.046
10	1:26.647	+0.947
11	1:26.616	-0.031
12	1:26.768	+0.152
13	1:27.367	+0.599
14	1:28.933	+1.566
15	1:28.233	-0.700
16	1:27.376	-0.857
17	1:27.880	+0.504
18	1:27.704	-0.176
19	1:29.722	+2.018
20	1:30.526	+0.804
21	1:35.356	+4.830

(106) Jeff Wicks

0	2:11.401	
1	1:36.826	-34.575
2	1:28.439	-8.387

3	1:26.223	-2.216
4	1:26.698	+0.475
5	1:27.044	+0.346
6	1:27.016	-0.028
7	1:27.182	+0.166
8	1:27.999	+0.817
9	1:26.813	-1.186
10	1:29.725	+2.912
11	1:27.568	-2.157
12	1:27.392	-0.176
13	1:27.694	+0.302
14	1:28.452	+0.758
15	1:26.870	-1.582
16	1:26.458	-0.412
17	1:28.751	+2.293
18	1:27.932	-0.819
19	1:30.540	+2.608
20	1:27.807	-2.733
21	1:27.250	-0.557

(0) Mike Volk

0	2:04.123	
1	1:36.082	-28.041
2	1:28.772	-7.310
3	1:28.127	-0.645
4	1:29.026	+0.899
5	1:28.905	-0.121
6	1:28.476	-0.429
7	1:28.433	-0.043
8	1:27.758	-0.675
9	1:27.095	-0.663
10	1:27.329	+0.234
11	1:29.436	+2.107
12	1:28.442	-0.994
13	1:27.957	-0.485
14	1:29.024	+1.067
15	1:28.023	-1.001
16	1:28.574	+0.551
17	1:29.820	+1.246
18	1:28.299	-1.521
19	1:27.906	-0.393
20	1:30.040	+2.134
21	1:28.377	-1.663

(732) Pam Vidulich

0	2:00.835	
1	1:39.041	-21.794
2	1:31.460	-7.581
3	1:32.600	+1.140
4	1:34.172	+1.572

(154) Rod Duncan

0	1:57.758	
1	1:41.271	-16.487
2	1:39.283	-1.988
3	1:39.388	+0.105
4	1:38.851	-0.537
5	1:37.314	-1.537
6	1:38.760	+1.446
7	1:39.324	+0.564
8	1:38.367	-0.957
9	1:38.165	-0.202
10	1:39.741	+1.576
11	1:37.477	-2.264
12	1:39.530	+2.053
13	1:36.846	-2.684
14	1:38.117	+1.271
15	1:39.727	+1.610
16	1:38.292	-1.435
17	1:40.316	+2.024
18	1:35.805	-4.511
19	1:38.966	+3.161

(53) Skip Yokom

0	2:22.866	
1	1:31.304	-51.562
2	1:28.630	-2.674
3	1:27.272	-1.358
4	1:26.246	-1.026
5	1:26.707	+0.461
6	1:25.893	-0.814
7	1:26.150	+0.257
8	1:26.241	+0.091
9	1:26.157	-0.084

Chief of Timing & Scoring:

Date:

Signed:

September Daze Weekend

GROUP 5

Mission Raceway Park (2.12 Km)

Race

Race

05/09/2004 3:50 PM

10	1:25.650	-0.507	1	1:35.576	-31.775
11	1:27.919	+2.269	2	1:26.654	-8.922
12	1:35.526	+7.607	3	1:27.208	+0.554
13	1:39.881	+4.355	4	1:26.712	-0.496
14	1:47.562	+7.681	5	1:26.808	+0.096
15	1:50.634	+3.072	6	1:26.197	-0.611
16	1:50.892	+0.258	7	1:26.584	+0.387
p17	5:56.897	+4:06.005	8	1:26.453	-0.131
			9	1:29.268	+2.815
			10	1:31.641	+2.373
(54) Bruce Boyd			(134) Darrin Gilmore		
0	2:15.822		0	2:40.226	
1	1:35.455	-40.367	1	1:34.016	-1:06.210
2	1:27.766	-7.689	2	1:24.171	-9.845
3	1:27.185	-0.581	3	1:23.898	-0.273
4	1:27.339	+0.154	4	1:24.935	+1.037
5	1:26.890	-0.449	5	1:24.132	-0.803
6	1:27.042	+0.152	6	1:23.729	-0.403
7	1:27.179	+0.137			
8	1:26.931	-0.248	(136) Chris Romney		
9	1:27.258	+0.327	0	1:55.162	
10	1:29.089	+1.831	1	1:36.470	-18.692
11	1:26.798	-2.291	2	1:29.803	-6.667
12	1:26.839	+0.041	3	1:29.607	-0.196
13	1:27.662	+0.823			
14	1:27.616	-0.046	(779) Paul Costa		
15	1:27.762	+0.146	0	2:03.097	
16	1:27.418	-0.344	1	1:41.364	-21.733
17	1:28.521	+1.103	2	1:39.709	-1.655
(722) Jonathan Anderson			(07) Jeff Clark		
0	1:54.574		(23) Reg Milne		
1	1:35.464	-19.110	(51) Mark Wilson		
2	1:28.411	-7.053	(65) Richard Cabe		
3	1:27.268	-1.143	(161) Taryn Sparacio		
4	1:25.822	-1.446	(737) John Cartwright		
5	1:27.446	+1.624	(773) Chris Doodson		
6	1:27.166	-0.280			
7	1:27.007	-0.159			
8	1:27.409	+0.402			
9	1:26.716	-0.693			
10	1:28.337	+1.621			
11	1:27.384	-0.953			
12	1:26.836	-0.548			
13	1:28.317	+1.481			
14	1:27.127	-1.190			
15	1:26.723	-0.404			
16	1:28.201	+1.478			
(17) A.L. Skip Jones					
0	2:07.351				

September Daze Weekend


GROUP 6

Practice

Practice

Mission Raceway Park (2.12 Km)

04/09/2004 9:00 AM



(714) Dennis Bainbridge

1	1:54.570	
2	1:40.181	-14.389
3	1:37.150	-3.031
4	1:37.138	-0.012
5	1:38.165	+1.027
6	1:34.758	-3.407
7	1:33.743	-1.015
8	1:30.982	-2.761

4	1:39.564	-0.697
5	1:40.378	+0.814
6	2:04.694	+24.316
7	1:43.892	-20.802
8	1:43.514	-0.378

(17) Cheryl Gilbert

1	1:52.412	
2	1:43.628	-8.784
3	1:49.237	+5.609
4	1:40.251	-8.986
5	1:40.870	+0.619
6	1:42.980	+2.110
7	1:45.892	+2.912

(6) Scott Arthur

1	1:53.958	
2	1:45.734	-8.224
3	1:40.417	-5.317
4	1:38.744	-1.673
5	1:40.118	+1.374
6	1:40.700	+0.582
7	1:44.684	+3.984
8	1:36.132	-8.552
9	1:33.026	-3.106

(762) Robert Hornbeck

1	1:52.510	
2	1:43.592	-8.918
3	1:41.069	-2.523

(722) Norm Smith

1	1:52.090	
p2	3:23.741	+1:31.651
3	1:47.990	-1:35.751
4	1:42.827	-5.163
5	1:44.288	+1.461
6	1:49.180	+4.892
7	1:37.434	-11.746

(714) Rob Hawton

1	1:56.968	
2	1:45.517	-11.451
3	1:48.617	+3.100
4	1:41.146	-7.471
5	1:43.178	+2.032

(763) Scott Nielson

1	2:12.257	
2	2:02.304	-9.953
3	1:53.186	-9.118

(750) Dennis Fromm

1	1:52.163	
p2	2:54.101	+1:01.938
3	1:57.011	-57.090
4	1:43.798	-13.213
5	1:43.116	-0.682
6	1:42.826	-0.290
7	1:42.964	+0.138
8	1:37.645	-5.319

(0) David VanAmburg

(33) Ron Muro

(312) Earl Berg

(721) Bob Styan

(88) Craig Curtis

1	1:47.835	
2	1:40.356	-7.479
3	1:39.100	-1.256
4	1:39.622	+0.522

(736) Ray Stec

(19) Al Ores

1	1:56.811	
2	1:44.997	-11.814
3	1:40.261	-4.736


September Daze Weekend

GROUP 6

Qualifying - SAT Qualify

Mission Raceway Park (2.12 Km)

04/09/2004 1:25 PM



(756) David VanAmburg

1	1:32.321	
2	1:19.767	-12.554
3	1:16.662	-3.105
4	1:13.602	-3.060
5	1:13.737	+0.135
6	1:33.718	+19.981
p7	1:22.835	+9:49.117

(736) Ray Stec

1	1:43.036	
2	1:24.216	-18.820
3	1:18.911	-5.305
4	1:17.272	-1.639
5	1:16.711	-0.561
p6	6:30.663	+5:13.952
7	1:25.119	-5:05.544
8	1:15.093	-10.026
9	1:15.135	+0.042
10	1:22.881	+7.746

(774) Dennis Bainbridge

1	1:23.454	
2	1:19.478	-3.976
3	1:16.851	-2.627
4	1:15.152	-1.699
5	1:15.161	+0.009

(33) Ron Muro

1	1:40.359	
2	1:24.177	-16.182
3	1:22.461	-1.716
4	1:23.032	+0.571
5	1:22.049	-0.983
p6	6:33.678	+5:11.629
7	1:31.262	-5:02.416
8	1:21.223	-10.039
9	1:20.949	-0.274
10	1:23.053	+2.104

(722) Norm Smith

1	1:34.695	
2	1:24.149	-10.546
3	1:26.429	+2.280
4	1:23.275	-3.154
5	1:23.287	+0.012
p6	6:38.653	+5:15.366
7	1:34.649	-5:04.004
8	1:24.114	-10.535
9	1:23.298	-0.816

10	1:24.636	+1.338
----	----------	--------

(10) David Neveaux

1	1:37.887	
2	1:26.785	-11.102
3	1:24.976	-1.809
4	1:25.201	+0.225
5	1:24.693	-0.508
p6	6:30.933	+5:06.240
7	1:31.180	-4:59.753
8	1:23.878	-7.302
9	1:23.488	-0.390
10	1:24.624	+1.136

(762) Robert Hornbeck

1	1:28.297	
2	1:23.709	-4.588
3	1:26.362	+2.653
4	1:24.764	-1.598
5	1:25.540	+0.776
p6	6:32.569	+5:07.029
7	1:30.519	-5:02.050
8	1:27.386	-3.133
9	1:26.172	-1.214
10	1:26.763	+0.591

(750) Dennis Fromm

1	1:32.769	
2	1:25.040	-7.729
3	1:25.107	+0.067
4	1:24.119	-0.988
5	1:23.966	-0.153
p6	6:41.591	+5:17.625
7	1:30.969	-5:10.622
8	1:26.300	-4.669
9	1:24.429	-1.871
10	1:23.940	-0.489

(721) Bob Styan

1	1:27.310	
2	1:24.004	-3.306
3	2:45.148	+1:21.144

(6) Scott Arthur

1	1:38.132	
2	1:29.224	-8.908
3	1:24.971	-4.253
4	1:24.538	-0.433
5	1:26.580	+2.042
p6	6:20.855	+4:54.275

7	1:30.402	-4:50.453
8	1:24.097	-6.305
9	1:29.049	+4.952
10	1:25.116	-3.933

(714) Rob Hawton

1	1:35.764	
2	1:24.443	-11.321
3	1:24.554	+0.111
4	1:24.311	-0.243
5	1:24.391	+0.080

(88) Craig Curtis

1	1:38.580	
2	1:33.611	-4.969
3	1:26.679	-6.932
4	1:28.291	+1.612
5	1:28.303	+0.012
p6	6:20.885	+4:52.582
7	1:30.997	-4:49.888
8	1:24.445	-6.552
9	1:25.597	+1.152
10	1:25.039	-0.558

(19) Al Ores

1	1:40.883	
2	1:29.484	-11.399
3	1:25.893	-3.591
4	1:24.948	-0.945
5	1:24.922	-0.026
p6	6:20.702	+4:55.780
7	1:32.160	-4:48.542
8	1:30.673	-1.487

(312) Earl Berg

1	1:42.935	
2	1:25.889	-17.046
3	1:25.434	-0.455
4	1:26.269	+0.835
p5	7:51.077	+6:24.808
6	1:35.278	-6:15.799
7	1:25.594	-9.684
8	1:28.829	+3.235
9	1:29.825	+0.996

(17) Cheryl Gilbert

1	1:39.744	
2	1:30.462	-9.282
3	1:28.465	-1.997
4	1:30.028	+1.563

5	1:27.428	-2.600
p6	6:12.915	+4:45.487
7	1:33.764	-4:39.151
8	1:27.221	-6.543
9	1:27.299	+0.078
10	1:26.767	-0.532

(763) Scott Nielson

1	1:45.249	
2	1:35.767	-9.482
3	1:31.276	-4.491
4	1:31.393	+0.117
5	1:33.434	+2.041
p6	5:59.633	+4:26.199
7	1:41.749	-4:17.884
8	1:34.854	-6.895
9	1:33.736	-1.118
10	1:31.232	-2.504


September Daze Weekend

GROUP 6

Qualifying - SUN Qualify

Mission Raceway Park (2.12 Km)

05/09/2004 9:00 AM



(736) Ray Sec

p1	2:10.977	
2	1:33.800	-37.177
3	1:17.613	-16.187
4	1:15.846	-1.767
5	1:14.863	-0.983

(774) Dennis Bainbridge

1	1:33.272	
2	1:21.087	-12.185
3	1:17.507	-3.580
4	1:16.623	-0.884
5	1:16.015	-0.608
6	1:23.531	+7.516
7	1:15.207	-8.324
8	1:16.403	+1.196
9	1:36.363	+19.960

(756) David VanAmburg

1	1:37.160	
2	1:23.096	-14.064
3	1:18.265	-4.831
4	1:17.000	-1.265
5	1:15.940	-1.060

(10) David Neveaux

1	1:36.943	
2	1:26.304	-10.639
3	1:24.069	-2.235
4	1:23.862	-0.207
5	1:23.677	-0.185
6	1:22.910	-0.767
7	1:23.295	+0.385
8	1:22.587	-0.708

(750) Dennis Fromm

1	1:37.484	
2	1:24.283	-13.201
3	1:23.691	-0.592
4	1:23.272	-0.419
5	1:23.262	-0.010
6	1:22.729	-0.533
7	1:23.621	+0.892
8	1:23.041	-0.580
9	1:23.275	+0.234
10	1:22.974	-0.301

(19) Al Ores

1	1:38.171	
2	1:26.382	-11.789

3	1:25.978	-0.404
4	1:23.643	-2.335
5	1:23.601	-0.042
6	1:24.764	+1.163
7	1:23.272	-1.492
8	1:22.901	-0.371
9	1:23.159	+0.258
10	1:23.029	-0.130

(722) Norm Smith

1	1:39.129	
2	1:28.272	-10.857
3	1:25.345	-2.927
4	1:27.970	+2.625
5	1:24.045	-3.925
6	1:23.980	-0.065
7	1:23.003	-0.977
8	1:22.949	-0.054
9	1:23.714	+0.765
10	1:23.453	-0.261

(6) Scott Arthur

1	1:37.063	
2	1:25.029	-12.034
3	1:25.106	+0.077
4	1:24.943	-0.163
5	1:24.315	-0.628
6	1:23.934	-0.381
7	1:25.583	+1.649
8	1:23.824	-1.759
9	1:23.687	-0.137
10	1:23.111	-0.576

(714) Rob Hawton

1	1:36.402	
2	1:26.739	-9.663
3	1:24.365	-2.374
4	1:23.739	-0.626
5	1:23.262	-0.477
6	1:23.491	+0.229
7	1:23.200	-0.291
8	1:23.831	+0.631

(312) Earl Berg

1	1:39.754	
2	1:29.975	-9.779
3	1:26.741	-3.234
4	1:26.372	-0.369
5	1:23.516	-2.856
6	1:23.242	-0.274

7	1:25.239	+1.997
8	1:25.920	+0.681
9	1:26.802	+0.882

(88) Craig Curtis

1	1:37.305	
2	1:26.581	-10.724
3	1:27.827	+1.246
4	1:27.015	-0.812
5	1:26.117	-0.898
6	1:25.900	-0.217
7	1:23.991	-1.909
8	1:23.747	-0.244
9	1:24.639	+0.892
10	1:24.147	-0.492

(762) Robert Hornbeck

1	1:34.589	
2	1:26.734	-7.855
3	1:25.508	-1.226
4	1:35.494	+9.986
5	1:26.701	-8.793
6	1:25.704	-0.997
7	1:25.963	+0.259
8	1:26.231	+0.268
9	1:26.003	-0.228
10	1:26.558	+0.555

(17) Cheryl Gilbert

1	1:37.416	
2	1:29.628	-7.788
3	1:27.433	-2.195
4	1:27.519	+0.086
5	1:27.104	-0.415
6	1:26.758	-0.346
7	1:26.524	-0.234
8	1:26.808	+0.284
9	1:26.500	-0.308
10	1:26.767	+0.267

(763) Scott Nielson

1	1:39.576	
2	1:32.035	-7.541
3	1:30.059	-1.976
4	1:29.155	-0.904
5	1:29.156	+0.001
6	1:29.545	+0.389
7	1:37.844	+8.299
8	1:34.297	-3.547
9	1:30.715	-3.582

(33) Ron Muro

(721) Bob Styan

September Daze Weekend

GROUP 6

Race

Race

Mission Raceway Park (2.12 Km)

05/09/2004 12:30 PM

(774) Dennis Bainbridge

0	2:33.945	
1	1:19.160	-1:14.785
2	1:16.278	-2.882
3	1:16.819	+0.541
4	1:15.175	-1.644
5	1:16.434	+1.259
6	1:16.349	-0.085
7	1:16.037	-0.312
8	1:16.976	+0.939
9	1:17.322	+0.346
10	1:16.896	-0.426
11	1:16.810	-0.086
12	1:17.932	+1.122
13	1:16.694	-1.238
14	1:17.342	+0.648
15	1:16.953	-0.389
16	1:17.250	+0.297
17	1:16.018	-1.232
18	1:18.300	+2.282
19	1:16.920	-1.380
20	1:17.014	+0.094
21	1:17.099	+0.085
22	1:16.293	-0.806
23	1:17.482	+1.189

23 1:16.613 +0.840

(33) Ron Muro

0	2:33.964	
1	1:23.377	-1:10.587
2	1:20.620	-2.757
3	1:19.705	-0.915
4	1:20.410	+0.705
5	1:19.610	-0.800
6	1:18.389	-1.221
7	1:18.424	+0.035
8	1:24.490	+6.066
9	1:20.001	-4.489
10	1:18.213	-1.788
11	1:19.321	+1.108
12	1:17.882	-1.439
13	1:17.331	-0.551
14	1:17.113	-0.218
15	1:17.589	+0.476
16	1:16.929	-0.660
17	1:16.473	-0.456
18	1:17.568	+1.095
19	1:17.214	-0.354
20	1:16.839	-0.375
21	1:17.602	+0.763
22	1:16.910	-0.692
23	1:18.061	+1.151

21 1:23.152 -0.334

22 1:23.148 -0.004

(19) Al Ores

0	2:33.474	
1	1:27.692	-1:05.782
2	1:24.795	-2.897
3	1:23.671	-1.124
4	1:24.025	+0.354
5	1:23.451	-0.574
6	1:24.468	+1.017
7	1:23.625	-0.843
8	1:23.583	-0.042
9	1:24.660	+1.077
10	1:23.118	-1.542
11	1:23.693	+0.575
12	1:23.464	-0.229
13	1:23.221	-0.243
14	1:23.011	-0.210
15	1:22.598	-0.413
16	1:23.492	+0.894
17	1:24.272	+0.780
18	1:23.261	-1.011
19	1:23.152	-0.109
20	1:22.779	-0.373
21	1:22.803	+0.024
22	1:23.404	+0.601

21 1:24.949 -0.150

(750) Dennis Fromm

0	1:58.269	
1	1:24.764	-33.505
2	1:24.468	-0.296
3	1:23.634	-0.834
4	1:23.855	+0.221
5	1:24.403	+0.548
6	1:23.168	-1.235
7	1:23.353	+0.185
8	1:23.613	+0.260
9	1:23.162	-0.451
10	1:23.840	+0.678
11	1:22.878	-0.962
12	1:23.564	+0.686
13	1:23.622	+0.058
14	1:24.036	+0.414
15	1:22.938	-1.098
16	1:24.470	+1.532
17	1:23.900	-0.570
18	1:23.333	-0.567
19	1:23.017	-0.316
20	1:23.187	+0.170
21	1:23.042	-0.145

(714) Rob Hawton

0	1:56.364	
1	1:25.442	-30.922
2	1:24.255	-1.187
3	1:23.615	-0.640
4	1:24.169	+0.554
5	1:24.012	-0.157
6	1:23.528	-0.484
7	1:23.794	+0.266
8	1:23.957	+0.163
9	1:23.737	-0.220
10	1:23.671	-0.066
11	1:23.728	+0.057
12	1:24.072	+0.344
13	1:23.075	-0.997
14	1:23.626	+0.551
15	1:23.514	-0.112
16	1:25.515	+2.001
17	1:23.654	-1.861
18	1:23.638	-0.016
19	1:24.347	+0.709
20	1:23.917	-0.430
21	1:24.119	+0.202

(736) Ray Stec

0	2:35.186	
1	1:20.019	-1:15.167
2	1:16.345	-3.674
3	1:16.581	+0.236
4	1:15.747	-0.834
5	1:16.552	+0.805
6	1:17.040	+0.488
7	1:16.836	-0.204
8	1:18.632	+1.796
9	1:17.036	-1.596
10	1:17.825	+0.789
11	1:16.464	-1.361
12	1:16.778	+0.314
13	1:17.237	+0.459
14	1:16.731	-0.506
15	1:16.328	-0.403
16	1:16.721	+0.393
17	1:15.992	-0.729
18	1:17.891	+1.899
19	1:17.633	-0.258
20	1:17.017	-0.616
21	1:16.764	-0.253
22	1:15.773	-0.991

(6) Scott Arthur

0	2:32.643	
1	1:26.959	-1:05.684
2	1:24.407	-2.552
3	1:23.939	-0.468
4	1:24.010	+0.071
5	1:24.011	+0.001
6	1:24.038	+0.027
7	1:23.755	-0.283
8	1:23.633	-0.122
9	1:23.501	-0.132
10	1:23.488	-0.013
11	1:23.669	+0.181
12	1:23.359	-0.310
13	1:22.965	-0.394
14	1:22.846	-0.119
15	1:23.152	+0.306
16	1:23.318	+0.166
17	1:24.179	+0.861
18	1:23.222	-0.957
19	1:23.184	-0.038
20	1:23.486	+0.302

(88) Craig Curtis

0	2:32.268	
1	1:28.438	-1:03.830
2	1:25.678	-2.760
3	1:24.920	-0.758
4	1:24.702	-0.218
5	1:24.802	+0.100
6	1:25.182	+0.380
7	1:25.493	+0.311
8	1:25.762	+0.269
9	1:25.357	-0.405
10	1:24.908	-0.449
11	1:25.053	+0.145
12	1:24.814	-0.239
13	1:26.763	+1.949
14	1:25.469	-1.294
15	1:24.605	-0.864
16	1:25.181	+0.576
17	1:27.322	+2.141
18	1:25.547	-1.775
19	1:25.696	+0.149
20	1:25.099	-0.597

(10) David Neveaux

0	1:59.808	
1	1:25.053	-34.755
2	1:23.866	-1.187
3	1:23.581	-0.285
4	1:23.499	-0.082
5	1:24.147	+0.648
6	1:23.684	-0.463
7	1:23.593	-0.091
8	1:24.459	+0.866
9	1:22.942	-1.517
10	1:23.751	+0.809
11	1:23.005	-0.746
12	1:24.045	+1.040
13	1:23.373	-0.672
14	1:24.097	+0.724
15	1:23.012	-1.085
16	1:23.918	+0.906
17	1:23.972	+0.054
18	1:23.323	-0.649
19	1:23.078	-0.245
20	1:23.404	+0.326
21	1:22.678	-0.726

(17) Cheryl Gilbert

0	2:31.351	
1	1:29.532	-1:01.819
2	1:26.165	-3.367
3	1:25.720	-0.445
4	1:25.689	-0.031
5	1:26.088	+0.399
6	1:25.614	-0.474
7	1:26.443	+0.829
8	1:27.440	+0.997
9	1:26.444	-0.996
10	1:25.964	-0.480
11	1:25.800	-0.164
12	1:26.108	+0.308
13	1:26.122	+0.014
14	1:26.127	+0.005
15	1:26.869	+0.742
16	1:25.805	-1.064
17	1:26.103	+0.298
18	1:27.297	+1.194
19	1:27.370	+0.073
20	1:25.823	-1.547
21	1:26.143	+0.320

(722) Norm Smith

0	1:57.692	
---	----------	--

Chief of Timing & Scoring:

Date:

Signed:

September Daze Weekend

GROUP 6

Mission Raceway Park (2.12 Km)

Race

Race

05/09/2004 12:30 PM

1	1:25.590	-32.102	4	1:29.313	-1.225
2	1:25.010	-0.580	5	1:31.413	+2.100
3	1:23.532	-1.478	6	1:30.814	-0.599
4	1:27.048	+3.516	7	1:33.685	+2.871
5	1:24.309	-2.739	8	1:30.646	-3.039
6	1:24.412	+0.103	9	1:28.477	-2.169
7	1:24.262	-0.150	10	1:29.449	+0.972
8	1:25.655	+1.393	11	1:31.902	+2.453
9	1:23.664	-1.991	12	1:29.940	-1.962
10	1:24.063	+0.399	13	1:30.723	+0.783
11	1:25.182	+1.119	14	1:29.076	-1.647
12	1:26.131	+0.949	15	1:28.272	-0.804
13	1:24.179	-1.952	16	1:29.823	+1.551
14	1:25.606	+1.427	17	1:28.369	-1.454
15	1:25.676	+0.070	18	1:31.111	+2.742
16	1:23.671	-2.005	19	1:29.787	-1.324
17	1:23.691	+0.020			
18	1:23.438	-0.253			
19	1:24.885	+1.447			
20	1:23.729	-1.156			
21	1:24.134	+0.405			

(756) David VanAmburg

0	2:38.741		0	2:38.741	
1	1:18.840	-1:19.901	1	1:18.840	-1:19.901
2	1:15.599	-3.241	2	1:15.599	-3.241
3	1:17.209	+1.610	3	1:17.209	+1.610
4	1:14.293	-2.916	4	1:14.293	-2.916
5	1:17.053	+2.760	5	1:17.053	+2.760
6	1:14.105	-2.948	6	1:14.105	-2.948
7	1:14.719	+0.614	7	1:14.719	+0.614
8	1:14.406	-0.313	8	1:14.406	-0.313
9	1:16.254	+1.848	9	1:16.254	+1.848
10	1:16.203	-0.051	10	1:16.203	-0.051
11	1:14.426	-1.777	11	1:14.426	-1.777
12	1:15.147	+0.721	12	1:15.147	+0.721
13	1:16.565	+1.418	13	1:16.565	+1.418
14	1:16.708	+0.143	14	1:16.708	+0.143
15	1:16.275	-0.433	15	1:16.275	-0.433
16	1:17.041	+0.766	16	1:17.041	+0.766
17	1:16.597	-0.444	17	1:16.597	-0.444
18	1:17.673	+1.076	18	1:17.673	+1.076
19	1:18.833	+1.160	19	1:18.833	+1.160
20	1:16.398	-2.435	20	1:16.398	-2.435

(312) Earl Berg

0	1:56.127				
1	1:26.116	-30.011			
2	1:25.858	-0.258			
3	1:25.251	-0.607			
4	1:27.041	+1.790			
5	1:25.627	-1.414			
6	1:26.583	+0.956			
7	1:26.124	-0.459			
8	1:25.376	-0.748			
9	1:25.312	-0.064			
10	1:25.422	+0.110			
11	1:26.567	+1.145			
12	1:25.543	-1.024			
13	1:25.430	-0.113			
14	1:26.601	+1.171			
15	1:25.577	-1.024			
16	1:31.941	+6.364			
17	1:25.954	-5.987			
18	1:25.273	-0.681			
19	1:25.355	+0.082			
20	1:26.937	+1.582			

(721) Bob Styan

0	1:55.923				
1	1:37.667	-18.256			
2	1:32.721	-4.946			
3	1:30.538	-2.183			

(763) Scott Nielson

0	1:55.923				
1	1:37.667	-18.256			
2	1:32.721	-4.946			
3	1:30.538	-2.183			

Printed: 05/09/2004 01:06:51 PM

Licensed to: SCCBC

Chief of Timing & Scoring:

Date:


Signed:

September Daze Weekend

GROUP 7 Practice - AM Practice

Mission Raceway Park (2.12 Km)

04/09/2004 11:35 AM



(763) Jim Cole

1	1:56.163	
2	1:26.423	-29.740
3	1:24.054	-2.369
4	1:23.866	-0.188
p5	4:18.685	+2:54.819
6	1:30.404	-2:48.281
7	1:22.731	-7.673
8	1:23.433	+0.702

9 **1:28.219** -3.785

(790) Kevin Gray

1	1:58.737	
2	1:52.052	-6.685
3	1:31.288	-20.764
4	1:40.176	+8.888
5	1:32.241	-7.935
6	1:30.391	-1.850
7	1:29.145	-1.246
8	1:31.434	+2.289
9	1:28.689	-2.745

p4	2:46.672	+1:10.437
5	1:36.173	-1:10.499
6	1:35.004	-1.169
7	1:36.075	+1.071
8	1:36.348	+0.273

(731) Tim Brausse

1	1:34.610	
2	1:29.143	-5.467
3	1:26.375	-2.768
4	1:26.102	-0.273
5	3:33.309	+2:07.207
6	1:27.719	-2:05.590
7	1:25.016	-2.703

(797) Jeff Sanca

1	1:54.510	
2	1:34.030	-20.480
3	1:35.390	+1.360
4	1:32.972	-2.418
5	1:35.302	+2.330
6	1:33.928	-1.374
7	1:32.981	-0.947
8	1:33.403	+0.422
9	1:29.723	-3.680

(722) Jonathan Anderson

1	1:47.070	
2	1:33.276	-13.794
3	1:32.182	-1.094
4	1:33.064	+0.882
5	1:32.409	-0.655
6	1:26.794	-5.615
7	1:27.391	+0.597
8	1:28.638	+1.247
9	1:28.190	-0.448

(315) Mike Weeks

1	2:01.517	
2	1:37.757	-23.760
3	1:36.195	-1.562
4	1:34.953	-1.242
5	1:36.082	+1.129
6	1:34.071	-2.011
7	1:32.640	-1.431
8	1:37.024	+4.384
9	1:42.380	+5.356

(399) Steve Gwinn

1	1:53.024	
2	1:30.474	-22.550
3	1:31.688	+1.214
4	1:34.433	+2.745
p5	1:58.505	+24.072
6	1:34.557	-23.948
7	1:27.873	-6.684
8	1:26.837	-1.036
9	1:35.086	+8.249

(306) Dan Walker

1	2:00.533	
2	1:40.405	-20.128
3	1:35.927	-4.478
4	1:36.128	+0.201
5	1:34.313	-1.815
6	1:34.931	+0.618
7	1:35.269	+0.338
8	1:33.936	-1.333
9	1:40.293	+6.357

(745) Nick Monaco

1	1:54.601	
2	1:42.044	-12.557
3	1:31.362	-10.682
4	1:31.148	-0.214
5	1:31.968	+0.820
6	1:31.970	+0.002
7	1:32.952	+0.982
8	1:32.004	-0.948

(324) C.Max Thompson

1	2:04.933	
2	1:39.112	-25.821
3	1:36.235	-2.877

Chief of Timing & Scoring:

Date:


Signed:

September Daze Weekend

GROUP 8
Practice - AM
Practice

Mission Raceway Park (2.12 Km)

04/09/2004 11:15 AM



(312) Earl Berg

1	2:03.856	
2	1:41.734	-22.122
3	1:33.905	-7.829
4	1:29.684	-4.221
5	1:27.454	-2.230
6	1:26.396	-1.058
7	1:26.740	+0.344
8	1:25.713	-1.027
9	1:25.588	-0.125

(718) Mark Boyle

1	2:02.127	
2	1:40.916	-21.211
3	1:36.629	-4.287
4	1:33.578	-3.051
5	1:29.184	-4.394
6	1:27.670	-1.514
7	1:25.841	-1.829
8	1:27.293	+1.452
9	1:26.539	-0.754

Chief of Timing & Scoring:

Date:


Signed:

September Daze Weekend

GROUP 9
Practice
Practice

Mission Raceway Park (2.12 Km)

04/09/2004 3:40 PM



(36) Mike Kearne

1	1:36.322	
2	1:28.488	-7.834
3	1:17.821	-10.667
4	1:17.637	-0.184
5	1:17.091	-0.546
6	1:19.446	+2.355
7	1:19.152	-0.294
8	1:19.311	+0.159
9	1:20.986	+1.675
10	1:18.540	-2.446
11	1:20.232	+1.692
12	1:17.777	-2.455
13	1:16.996	-0.781
14	1:16.137	-0.859

2	1:27.466	-6.316
3	1:24.778	-2.688
4	1:24.298	-0.480
5	1:24.705	+0.407
6	1:24.824	+0.119
7	1:24.127	-0.697
8	1:24.446	+0.319
9	1:24.352	-0.094
10	1:24.245	-0.107
11	1:24.976	+0.731
12	1:30.526	+5.550
13	1:25.412	-5.114
14	1:25.956	+0.544

(02) Tracey Pearson Harry Watson

1	1:34.380	
2	1:26.965	-7.415
3	1:23.867	-3.098
4	1:23.079	-0.788
5	1:22.800	-0.279
6	1:22.864	+0.064
7	1:24.179	+1.315
8	1:24.678	+0.499
9	1:22.936	-1.742
10	1:22.794	-0.142
11	1:22.801	+0.007
12	1:23.831	+1.030
13	1:23.295	-0.536
14	1:23.952	+0.657

(91) Lorenzo Constantino

1	1:41.826	
2	1:27.384	-14.442
3	1:24.258	-3.126

(312) Earl Berg

1	1:44.019	
2	1:35.428	-8.591
3	1:33.651	-1.777
4	1:30.234	-3.417
5	1:27.912	-2.322
6	1:26.533	-1.379
7	1:25.366	-1.167
8	1:30.782	+5.416
9	1:28.273	-2.509
10	1:28.221	-0.052
11	1:24.525	-3.696
12	1:25.543	+1.018
13	1:25.964	+0.421

(720) Ryan Ennis Anji Bembem

1	1:33.034	
2	1:25.862	-7.172
3	1:24.929	-0.933
4	1:24.610	-0.319
5	1:23.401	-1.209
6	1:24.222	+0.821
7	1:23.794	-0.428
8	1:24.018	+0.224
9	1:23.977	-0.041
10	1:23.861	-0.116
11	1:31.257	+7.396
12	1:27.631	-3.626
13	1:24.886	-2.745
14	1:25.669	+0.783

(29) Peter Skinner

1	1:35.395	
2	1:27.187	-8.208
3	1:28.365	+1.178
4	1:26.274	-2.091
5	1:25.976	-0.298
6	1:25.227	-0.749
7	1:26.294	+1.067

(9) Chris Hahlen

1	1:33.782	
---	----------	--

(17) Ron Simpson

(21) Bob Styan

(143) Scott Brodie

(188) Greg Carter Aaron Carter

Chief of Timing & Scoring:
Date:
Signed:




September Daze Weekend

GROUP 9 Qualifying Qualify

Mission Raceway Park (2.12 Km)

05/09/2004 11:15 AM



(36) Mike Kearne

1	1:34.655	
2	1:17.882	-16.773
3	1:17.608	-0.274
p4	2:51.158	+1:33.550
5	1:24.274	-1:26.884
6	1:17.974	-6.300
7	1:20.788	+2.814

5	1:22.750	-9.834
6	1:22.494	-0.256

(312) Earl Berg

1	1:36.256	
2	1:29.033	-7.223
3	1:24.297	-4.736
4	1:23.085	-1.212
5	1:23.481	+0.396
6	1:22.518	-0.963

(91) Lorenzo Constantino

1	1:42.404	
2	1:25.058	-17.346
3	1:21.697	-3.361
4	1:25.410	+3.713
5	1:21.440	-3.970
6	1:19.138	-2.302

(97) Owen Walstrom

1	1:27.508	
2	1:23.620	-3.888
3	1:25.607	+1.987
4	1:23.792	-1.815
5	1:22.844	-0.948
6	1:23.269	+0.425

(143) Scott Brodie

p1	2:16.248	
2	1:26.237	-50.011
3	1:19.788	-6.449

(29) Peter Skinner

1	1:37.273	
2	1:25.843	-11.430
3	1:25.582	-0.261

(188) Greg Carter Aaron Carter

1	1:33.693	
2	1:20.043	-13.650
3	1:19.949	-0.094
4	1:20.521	+0.572

(17) Ron Simpson

(21) Bob Styan

(9) Chris Hahlen

1	1:32.496	
2	1:22.351	-10.145
3	1:21.134	-1.217
p4	2:53.111	+1:31.977
5	1:26.481	-1:26.630
6	1:22.003	-4.478

(720) Ryan Ennis Anji Bembem

1	1:36.424	
2	1:23.927	-12.497
3	1:23.491	-0.436
4	1:23.170	-0.321
5	1:21.951	-1.219
6	1:22.647	+0.696
p7	3:16.625	+1:53.978

(02) Tracey Pearson Harry Watson

1	1:39.149	
2	1:26.784	-12.365
p3	2:42.762	+1:15.978
4	1:32.584	-1:10.178

Chief of Timing & Scoring:
Date:
Signed:



September Daze Weekend

GROUP 9

Race

Race

Mission Raceway Park (2.12 Km)

05/09/2004 4:30 PM

(143) Scott Brodie			(188) Greg Carter Aaron Carter			(97) Owen Walstrom			(720) Ryan Ennis Anji Bembem		
0	2:32.819		0	2:31.164		0	2:28.674		0	2:30.530	
1	1:24.175	-1:08.644	1	1:25.107	-1:06.057	1	1:30.525	-58.149	1	1:30.213	-1:00.317
2	1:20.846	-3.329	2	1:20.527	-4.580	2	1:23.917	-6.608	2	1:26.036	-4.177
3	1:19.865	-0.981	3	1:20.164	-0.363	3	1:21.357	-2.560	3	1:24.402	-1.634
4	1:19.493	-0.372	4	1:22.590	+2.426	4	1:21.654	+0.297	4	1:26.923	+2.521
5	1:20.549	+1.056	5	1:23.741	+1.151	5	1:21.784	+0.130	5	1:25.462	-1.461
6	1:20.447	-0.102	6	1:21.709	-2.032	6	1:21.213	-0.571	6	1:25.635	+0.173
7	1:20.425	-0.022	7	1:21.012	-0.098	7	1:21.048	-0.165	7	1:26.789	+1.154
8	1:20.451	+0.026	8	1:20.453	-0.559	8	1:21.241	+0.193	8	1:26.197	-0.592
9	1:20.226	-0.225	9	1:21.781	-4.361	9	1:21.868	+0.627	9	1:25.815	-0.382
10	1:20.244	+0.018	10	1:21.710	+0.282	10	1:21.341	-0.527	10	1:25.705	-0.110
11	1:21.577	+1.333	11	1:21.791	+0.081	11	1:21.667	+0.326	p11	5:24.283	+3:58.578
12	1:20.910	-0.667	12	1:22.053	-1.250	12	1:21.767	+0.100	12	1:28.413	-3:55.870
p13	2:35.286	+1:14.376	13	1:22.677	-1.376	13	1:21.546	-0.221	13	1:22.116	-6.297
14	1:24.245	-1:11.041	14	1:22.316	-0.478	14	1:21.567	-0.473	14	1:20.975	-1.141
15	1:20.581	-3.664	15	1:21.392	+0.742	15	1:23.322	-0.729	15	1:20.563	-0.412
16	1:19.674	-0.907	16	1:22.309	+1.118	16	1:23.322	-0.729	16	1:20.563	-0.412
17	1:20.295	+0.621	17	1:22.316	-0.478	17	1:23.322	-0.729	17	1:20.563	-0.412
18	1:20.295	-0.000	18	1:21.717	-0.599	18	1:23.322	-0.729	18	1:20.563	-0.412
19	1:20.069	-0.226	19	1:21.717	-0.599	19	1:23.322	-0.729	19	1:20.563	-0.412
20	1:19.450	-0.619	20	1:21.717	-0.599	20	1:23.322	-0.729	20	1:20.563	-0.412
21	1:19.418	-0.032	21	1:21.717	-0.599	21	1:23.322	-0.729	21	1:20.563	-0.412
22	1:19.095	-0.323	22	1:21.717	-0.599	22	1:23.322	-0.729	22	1:20.563	-0.412
23	1:19.145	+0.050	23	1:21.717	-0.599	23	1:23.322	-0.729	23	1:20.563	-0.412
24	1:19.710	+0.565	24	1:21.717	-0.599	24	1:23.322	-0.729	24	1:20.563	-0.412
25	1:19.567	-0.143	25	1:21.717	-0.599	25	1:23.322	-0.729	25	1:20.563	-0.412
26	1:18.744	-0.823	26	1:21.717	-0.599	26	1:23.322	-0.729	26	1:20.563	-0.412
27	1:19.174	+0.430	27	1:21.717	-0.599	27	1:23.322	-0.729	27	1:20.563	-0.412
28	1:19.826	+0.652	28	1:21.717	-0.599	28	1:23.322	-0.729	28	1:20.563	-0.412
29	1:20.895	+1.069	29	1:21.717	-0.599	29	1:23.322	-0.729	29	1:20.563	-0.412
30	1:19.213	-1.682	30	1:21.717	-0.599	30	1:23.322	-0.729	30	1:20.563	-0.412
31	1:19.474	+0.261	31	1:21.717	-0.599	31	1:23.322	-0.729	31	1:20.563	-0.412
32	1:19.720	+0.246	32	1:21.717	-0.599	32	1:23.322	-0.729	32	1:20.563	-0.412
33	1:19.456	-0.264	33	1:21.717	-0.599	33	1:23.322	-0.729	33	1:20.563	-0.412
34	1:19.403	-0.053	34	1:21.717	-0.599	34	1:23.322	-0.729	34	1:20.563	-0.412
35	1:19.550	+0.147	35	1:21.717	-0.599	35	1:23.322	-0.729	35	1:20.563	-0.412
36	1:20.198	+0.648	36	1:21.717	-0.599	36	1:23.322	-0.729	36	1:20.563	-0.412
37	1:20.152	-0.046	37	1:21.717	-0.599	37	1:23.322	-0.729	37	1:20.563	-0.412
38	1:19.744	-0.408	38	1:21.717	-0.599	38	1:23.322	-0.729	38	1:20.563	-0.412
39	1:19.586	-0.158	39	1:21.717	-0.599	39	1:23.322	-0.729	39	1:20.563	-0.412
40	1:18.767	-0.819	40	1:21.717	-0.599	40	1:23.322	-0.729	40	1:20.563	-0.412
41	1:18.782	+0.015	41	1:21.717	-0.599	41	1:23.322	-0.729	41	1:20.563	-0.412
42	1:18.630	-0.152	42	1:21.717	-0.599	42	1:23.322	-0.729	42	1:20.563	-0.412
43	1:19.488	+0.858	43	1:21.717	-0.599	43	1:23.322	-0.729	43	1:20.563	-0.412
44	1:19.863	+0.375	44	1:21.717	-0.599	44	1:23.322	-0.729	44	1:20.563	-0.412
(36) Mike Kearne			(91) Lorenzo Constantino			(188) Greg Carter Aaron Carter			(720) Ryan Ennis Anji Bembem		
0	2:34.138		0	2:33.273		0	2:31.164		0	2:30.530	
1	1:24.142	-1:09.996	1	1:28.130	-1:05.143	1	1:25.107	-1:06.057	1	1:30.213	-1:00.317
			2	1:22.301	-5.829	2	1:20.527	-4.580	2	1:26.036	-4.177
			3	1:21.012	-1.289	3	1:20.164	-0.363	3	1:24.402	-1.634
			4	1:20.453	-0.559	4	1:22.590	+2.426	4	1:26.923	+2.521

Chief of Timing & Scoring:

Date:

Signed:

September Daze Weekend


GROUP 9

Mission Raceway Park (2.12 Km)

Race

Race

05/09/2004 4:30 PM



17	1:20.529	-0.000	23	1:26.879	-0.073	30	1:22.604	-0.270
18	1:20.932	+0.403	24	1:26.302	-0.577	31	1:22.828	+0.224
19	1:21.023	+0.091	25	1:26.194	-0.108	32	1:22.305	-0.523
20	1:20.867	-0.156	26	1:26.582	+0.388	33	1:22.026	-0.279
21	1:22.101	+1.234	27	1:26.040	-0.542	34	1:22.544	+0.518
22	1:21.781	-0.320	p28	4:20.712	+2:54.672	35	1:24.030	+1.486
23	1:21.129	-0.652	29	1:33.871	-2:46.841	36	1:23.296	-0.734
24	1:22.201	+1.072	30	1:27.029	-6.842	37	1:24.462	+1.166
25	1:21.379	-0.822	31	1:26.370	-0.659	38	1:22.998	-1.464
26	1:21.892	+0.513	32	1:26.936	+0.566	39	1:21.783	-1.215
27	1:21.465	-0.427	33	1:26.057	-0.879			
28	1:21.663	+0.198	34	1:27.207	+1.150			
29	1:21.510	-0.153	35	1:26.613	-0.594	(9) Chris Hahlen		
30	1:20.869	-0.641	36	1:26.872	+0.259	0	2:31.563	
31	1:21.293	+0.424	37	1:26.372	-0.500	1	1:26.268	-1:05.295
32	1:21.281	-0.012	38	1:26.356	-0.016	2	1:24.409	-1.859
33	1:22.594	+1.313	39	1:25.936	-0.420	3	1:23.202	-1.207
34	1:21.290	-1.304	40	1:26.968	+1.032	4	1:23.971	+0.769
35	1:21.529	+0.239				5	1:24.093	+0.122
36	1:21.906	+0.377	(02) Tracey Pearson Harry Watson			6	1:23.627	-0.466
37	1:21.884	-0.022	0	2:29.444		7	1:23.540	-0.087
38	1:21.693	-0.191	1	1:28.116	-1:01.328	8	1:22.680	-0.860
39	1:21.626	-0.067	2	1:23.049	-5.067	9	1:23.400	+0.720
40	1:22.234	+0.608	3	1:22.746	-0.303	10	1:23.328	-0.072
41	1:21.210	-1.024	4	1:21.439	-1.307	11	1:23.187	-0.141
			5	1:22.088	+0.649	12	1:23.283	+0.096
(29) Peter Skinner			6	1:21.734	-0.354	13	1:22.659	-0.624
0	2:24.878		7	1:21.655	-0.079	14	1:23.263	+0.604
1	1:28.803	-56.075	8	1:21.203	-0.452	15	1:23.144	-0.119
2	1:25.311	-3.492	9	1:23.589	+2.386	16	1:23.193	+0.049
3	1:25.403	+0.092	10	1:21.477	-2.112	17	1:24.234	+1.041
4	1:26.555	+1.152	11	1:21.497	+0.020	18	1:24.109	-0.125
5	1:26.808	+0.253	12	1:21.892	+0.395	19	1:23.317	-0.792
6	1:25.576	-1.232	13	1:21.413	-0.479	p20	2:41.781	+1:18.464
7	1:27.119	+1.543	14	1:21.444	+0.031	21	1:27.622	-1:14.159
8	1:26.224	-0.895	15	1:21.889	+0.445	22	1:23.889	-3.733
9	1:26.087	-0.137	16	1:21.771	-0.118	23	1:24.091	+0.202
10	1:25.482	-0.605	17	1:22.806	+1.035	24	1:23.314	-0.777
11	1:26.908	+1.426	18	1:21.939	-0.867	25	1:23.170	-0.144
12	1:25.883	-1.025	19	1:22.082	+0.143	26	1:23.048	-0.122
13	1:26.337	+0.454	20	1:21.715	-0.367	p27	2:38.041	+1:14.993
14	1:26.560	+0.223	21	1:21.536	-0.179	p28	4:41.162	+12:03.121
15	1:26.222	-0.338	p22	2:51.181	+1:29.645	29	1:45.643	-12:55.519
16	1:26.569	+0.347	23	1:29.207	-1:21.974	30	1:53.239	+7.596
17	1:27.087	+0.518	24	1:24.094	-5.113	31	1:48.087	-5.152
18	1:27.197	+0.110	25	1:22.780	-1.314			
19	1:28.506	+1.309	26	1:22.987	+0.207	(17) Ron Simpson		
20	1:27.872	-0.634	27	1:23.297	+0.310	(21) Bob Styran		
21	1:26.619	-1.253	28	1:24.267	+0.970	(312) Earl Berg		
22	1:26.952	+0.333	29	1:22.874	-1.393			

September Daze Weekend


GROUP 7

Race

Race

Mission Raceway Park (2.12 Km)

04/09/2004 4:55 PM



(399) Steve Gwinn

0	2:36.510	
1	1:28.155	-1:08.355
2	1:25.423	-2.732
3	1:25.967	+0.544
4	1:25.053	-0.914
5	1:25.050	-0.003
6	1:26.620	+1.570
7	1:28.625	+2.005
8	1:24.183	-4.442
9	1:24.786	+0.603
10	1:24.849	+0.063
11	1:24.550	-0.299
12	1:24.935	+0.385
13	2:23.075	+58.140
14	2:09.666	-13.409
15	1:23.796	-45.870
16	1:22.980	-0.816

(722) Jonathan Anderson

0	2:24.841	
1	1:37.667	-47.174
2	1:32.248	-5.419
3	1:28.851	-3.397
4	1:25.706	-3.145
5	1:26.175	+0.469
6	1:26.440	+0.265
7	1:27.023	+0.583
8	1:25.295	-1.728
9	1:25.534	+0.239
10	1:25.880	+0.346
11	1:27.078	+1.198
12	1:30.855	+3.777
13	1:56.064	+25.209
14	2:10.742	+14.678
15	1:28.356	-42.386
16	1:27.492	-0.864

(797) Jeff Sanca

0	2:32.119	
1	1:38.273	-53.846
2	1:33.595	-4.678
3	1:31.741	-1.854
4	1:32.802	+1.061
5	1:31.395	-1.407
6	1:41.859	+10.464
7	1:28.977	-12.882
8	1:28.149	-0.828
9	1:27.794	-0.355
10	1:27.943	+0.149
11	1:34.820	+6.877
12	1:37.218	+2.398
13	1:33.035	-4.183
14	1:42.970	+9.935
15	1:28.842	-14.128
16	1:28.900	+0.058

(790) Kevin Gray

0	2:28.035	
1	1:36.844	-51.191
2	1:28.974	-7.870
3	1:29.625	+0.651
4	1:27.616	-2.009
5	1:28.805	+1.189
6	1:28.708	-0.097
7	1:28.377	-0.331
8	1:28.656	+0.279
9	1:28.673	+0.017
10	1:29.219	+0.546
11	1:30.191	+0.972
12	1:30.116	-0.075
13	1:42.164	+12.048
14	2:10.010	+27.846
15	1:29.033	-40.977
16	1:28.174	-0.859

(315) Mike Weeks

0	2:34.728	
1	1:35.579	-59.149
2	1:34.409	-1.170
3	1:32.395	-2.014
4	1:31.435	-0.960
5	1:32.341	+0.906
6	1:41.222	+8.881
7	1:29.058	-12.164
8	1:44.920	+15.862
9	1:30.913	-14.007
10	1:29.672	-1.241
11	1:30.998	+1.326
12	2:19.670	+48.672
13	2:09.351	-10.319
14	1:29.660	-39.691
15	1:31.735	+2.075

(745) Nick Monaco

0	2:23.500	
1	1:38.305	-45.195
2	1:32.929	-5.376
3	1:31.251	-1.678

(324) C.Max Thompson

1	1:33.535	
2	1:32.764	-0.771
3	1:34.556	+1.792
4	1:38.432	+3.876
5	1:33.495	-4.937
6	1:40.694	+7.199
7	1:32.674	-8.020
8	1:32.204	-0.470
9	1:31.272	-0.932
10	1:31.021	-0.251
11	1:35.198	+4.177
12	2:17.964	+42.766
13	2:10.785	-7.179
14	1:31.022	-39.763
15	1:30.031	-0.991

(306) Dan Walker

0	2:38.026	
1	1:39.601	-58.425
2	1:34.818	-4.783
3	1:33.136	-1.682
4	1:32.782	-0.354
5	1:33.628	+0.846
6	1:40.418	+6.790
7	1:32.943	-7.475
8	1:33.878	+0.935
9	1:34.550	+0.672
10	1:33.051	-1.499
11	1:35.217	+2.166
12	2:10.827	+35.610
13	2:11.183	+0.356
14	1:34.028	-37.155
15	1:32.621	-1.407

(763) Jim Cole

0	2:31.601	
1	1:24.666	-1:06.935
2	1:23.674	-0.992
3	1:23.938	+0.264
4	1:24.213	+0.275
p5	2:02.579	+38.366
6	1:43.604	-18.975
7	1:22.479	-21.125
8	1:23.100	+0.621
9	1:22.687	-0.413
10	1:23.111	+0.424
11	1:28.754	+5.643
12	1:23.852	-4.902
13	1:50.550	+26.698
14	2:09.612	+19.062
15	1:22.618	-46.994
16	1:21.222	-1.396

(731) Tim Brausse

0	2:27.212	
1	1:36.286	-50.926
2	1:26.334	-9.952
3	1:24.376	-1.958
4	1:24.057	-0.319
5	1:24.039	-0.018
6	1:27.134	+3.095
7	1:24.754	-2.380
8	1:24.481	-0.273
9	1:33.243	+8.762
10	1:26.304	-6.939

Chief of Timing & Scoring:
Date:
Signed:



September Daze Weekend


GROUP 8

Mission Raceway Park (2.12 Km)

Race

Race

04/09/2004 4:15 PM



(328) Observer

0	2:42.537	
1	1:30.308	-1:12.229
2	1:24.398	-5.910
3	1:29.010	+4.612
4	1:32.677	+3.667
5	2:10.422	+37.745
6	1:34.909	-35.513
7	1:25.523	-9.386
8	1:22.789	-2.734
9	1:24.232	+1.443
10	1:21.897	-2.335
11	1:22.799	+0.902
12	1:43.964	+21.165
13	1:20.461	-23.503
14	1:20.948	+0.487
15	1:22.141	+1.193
16	1:25.931	+3.790
17	1:29.281	+3.350
18	1:24.480	-4.801
19	1:19.464	-5.016
20	1:18.531	-0.933
21	1:18.553	+0.022

3	1:22.825	-9.253
4	1:29.695	+6.870
p5	2:21.184	+51.489
6	1:24.661	-56.523
7	1:26.166	+1.505
8	1:23.034	-3.132
9	1:24.529	+1.495
10	1:28.811	+4.282
11	1:27.330	-1.481
12	1:25.164	-2.166
13	1:23.185	-1.979
14	1:22.186	-0.999
15	1:21.449	-0.737
16	1:25.993	+4.544
17	1:30.894	+4.901
18	1:23.431	-7.463
19	1:28.197	+4.766
20	1:28.015	-0.182

7	1:27.365	-6.215
8	1:25.438	-1.927
9	1:24.030	-1.408
10	1:25.671	+1.641
11	1:28.328	+2.657
12	1:24.210	-4.118
13	1:23.190	-1.020
14	1:23.971	+0.781
15	1:24.382	+0.411
16	1:28.155	+3.773
17	1:33.836	+5.681
18	1:31.860	-1.976
19	1:30.034	-1.826
20	1:29.451	-0.583

(774) Observer

0	2:38.845	
1	1:29.235	-1:09.610
2	1:25.245	-3.990
3	1:22.319	-2.926
4	1:40.135	+17.816
5	2:08.878	+28.743
6	1:29.389	-39.489
7	1:35.343	+5.954
8	1:20.848	-14.495
9	1:18.765	-2.083
10	1:23.843	+5.078
11	1:23.146	-0.697
12	1:36.126	+12.980
13	1:22.909	-13.217
14	1:24.698	+1.789
15	1:29.380	+4.682
16	1:23.140	-6.240
p17	5:18.309	+3:55.169
18	1:23.223	-3:55.086

(736) Observer

0	2:42.679	
1	1:33.839	-1:08.840
2	1:33.333	-0.506
3	1:23.505	-9.828
4	1:28.628	+5.123
5	2:09.590	+40.962
6	1:32.945	-36.645
7	1:25.259	-7.686
8	1:25.671	+0.412
9	1:22.367	-3.304
10	1:28.631	+6.264
11	1:26.073	-2.558
12	1:25.136	-0.937
13	1:21.610	-3.526
14	1:24.159	+2.549
15	1:25.184	+1.025
16	1:26.607	+1.423
17	1:28.881	+2.274
18	1:25.262	-3.619
19	1:28.883	+3.621
20	1:29.790	+0.907

(718) Mark Boyle

1	1:32.124	
2	1:32.665	+0.541
3	1:23.060	-9.605
4	1:32.205	+9.145
5	2:10.228	+38.023
6	1:29.759	-40.469
7	1:25.982	-3.777
8	1:24.671	-1.311
9	1:26.332	+1.661
10	1:25.735	-0.597
11	1:24.028	-1.707
12	1:25.499	+1.471
13	1:23.689	-1.810
14	1:24.678	+0.989
15	1:24.846	+0.168
16	1:26.731	+1.885
17	1:28.915	+2.184
18	1:24.633	-4.282
19	1:28.734	+4.101
20	1:27.326	-1.408

(312) Earl Berg

0	2:42.578	
1	1:32.497	-1:10.081
2	1:30.282	-2.215
3	1:25.091	-5.191
4	1:31.259	+6.168
5	2:11.244	+39.985
6	1:33.580	-37.664

(790) Observer

0	2:43.501	
1	1:34.714	-1:08.787
2	1:32.078	-2.636

Printed: 04/09/2004 04:52:03 PM Licensed to: SCCBC

Chief of Timing & Scoring:
Date:
Signed:



www.amb-it.com
Orbits 1.0

