

April Flowers Weekend


Closed Wheel 1

CW1 Practice 1

Practice

Mission Raceway Park 2.120 Km

09/04/2005 09:00 AM



<u>(782) Doug Yip</u>			<u>(179) Hugh Richards</u>		
1	1:43.749	+27.968	1	1:46.952	+21.994
2	1:29.797	+14.016	2	1:30.459	+5.501
3	1:22.757	+6.976	3	1:28.365	+3.407
4	1:23.714	+7.933	4	1:26.655	+1.697
5	1:18.517	+2.736	5	1:27.434	+2.476
6	1:15.781	-	6	1:25.704	+0.746
7	1:19.759	+3.978	7	1:24.958	-
8	1:16.554	+0.773	8	1:25.463	+0.505
9	1:16.034	+0.253	9	1:25.132	+0.174
10	1:18.587	+2.806	<u>(8) Carlos Tessler-Mabe</u>		
<u>(55) Roman Kardynal</u>			1	1:41.862	+16.069
1	1:41.517	+24.180	2	1:31.767	+5.974
2	1:23.386	+6.049	3	1:32.028	+6.235
3	1:19.831	+2.494	4	1:29.811	+4.018
4	1:19.099	+1.762	5	1:27.430	+1.637
5	1:18.280	+0.943	6	1:27.424	+1.631
6	1:17.337	-	7	1:26.210	+0.417
<u>(28) Robert Voytcheff</u>			8	1:26.180	+0.387
1	1:42.993	+21.150	9	1:25.793	-
2	1:29.394	+7.551	<u>(81) Dennis Repel</u>		
3	1:26.176	+4.333	1	1:33.697	+6.815
4	1:26.123	+4.280	2	1:29.756	+2.874
5	1:24.289	+2.446	3	1:30.458	+3.576
6	1:22.196	+0.353	4	1:28.875	+1.993
7	1:39.071	+17.228	5	1:26.882	-
8	1:22.894	+1.051	6	1:26.977	+0.095
9	1:21.843	-	7	1:28.661	+1.779
10	1:23.103	+1.260	8	1:30.373	+3.491
<u>(49) Jeff Lowe</u>			<u>(177) Donato DeSandoli</u>		
1	1:45.553	+21.835	1	1:48.540	+21.412
2	1:28.764	+5.046	2	1:30.250	+3.122
3	1:26.244	+2.526	3	1:27.128	-
4	1:26.301	+2.583	4	1:31.784	+4.656
5	1:23.718	-	<u>(69) John Campbell</u>		
<u>(71) Branko Turic</u>			1	1:55.921	+25.151
1	1:53.146	+29.351	2	1:38.512	+7.742
2	1:39.526	+15.731	3	1:30.770	-
3	1:34.784	+10.989	<u>(43) Bill Ckeu</u>		
4	1:34.259	+10.464	1	1:56.359	+24.823
5	1:33.276	+9.481	2	1:39.029	+7.493
6	1:39.711	+15.916	3	1:35.380	+3.844
7	1:25.059	+1.264	4	1:35.809	+4.273
8	1:23.795	-	5	1:37.690	+6.154
9	1:26.290	+2.495	6	1:34.042	+2.506
<u>(92) Robert Johnston</u>			7	1:31.536	-
1	1:44.830	+20.619	8	1:34.687	+3.151
2	1:28.649	+4.438	<u>(310) George Kondor</u>		
3	1:25.842	+1.631	1	1:48.146	+15.479
4	1:24.211	-	2	1:36.113	+3.446
5	1:24.565	+0.354	3	1:36.063	+3.396
6	1:24.398	+0.187	4	1:35.871	+3.204
7	1:27.047	+2.836	5	1:34.293	+1.626
8	1:24.782	+0.571	6	1:32.667	-
9	1:25.977	+1.766	7	1:33.477	+0.810

April Flowers Weekend


Closed Wheel 1

CW1 Race 1 Qualify

Qualify

Mission Raceway Park 2.120 Km

29/04/2006 11:15 AM



(782) Doug Yip		
1	1:32.283	+19.026
2	1:19.822	+6.565
3	1:20.098	+6.841
4	1:15.289	+2.032
5	1:13.257	-
6	1:18.107	+4.850
(22) Walter Bouman		
1	1:24.142	+10.699
2	1:14.924	+1.481
3	1:13.443	-
(55) Roman Kardynal		
1	1:52.074	+35.393
p2	2:02.690	+46.009
3	1:25.189	+8.508
4	1:17.283	+0.602
5	1:16.690	+0.009
6	1:16.681	-
7	1:18.599	+1.918
8	1:16.986	+0.305
(49) Jeff Lowe		
1	1:35.664	+15.835
2	1:23.455	+3.626
3	1:21.056	+1.227
4	1:19.829	-
5	1:21.144	+1.315
(727) Noel Florack		
1	1:55.737	+35.467
2	1:30.180	+9.910
3	1:22.099	+1.829
4	1:20.755	+0.485
5	1:20.270	-
6	1:20.519	+0.249
7	1:21.332	+1.062
(15) Ryan Ennis		
1	1:30.861	+9.632
2	1:23.926	+2.697
3	1:22.741	+1.512
4	1:21.404	+0.175
5	1:21.229	-
6	1:21.994	+0.765
(28) Robert Voytcheff		
1	1:34.854	+13.380
2	1:26.468	+4.994
3	1:23.353	+1.879
4	1:22.169	+0.695
5	1:21.474	-
6	1:21.725	+0.251
7	1:22.471	+0.997
8	1:23.035	+1.561
(71) Branko Turic		
1	1:45.761	+22.164
2	1:40.981	+17.384
3	1:34.039	+10.442
4	1:23.597	-
5	1:23.977	+0.380
6	1:24.634	+1.037
7	1:25.646	+2.049
8	1:38.508	+14.911
(92) Robert Johnston		
1	1:34.591	+10.754
2	1:27.600	+3.763
3	1:23.937	+0.100
4	1:24.634	+0.797
5	1:23.837	-
6	1:24.591	+0.754
7	1:24.482	+0.645
8	1:24.581	+0.744
(8) Carlos Tessler-Mabe		
1	1:41.043	+16.404
2	1:28.832	+4.193
3	1:24.931	+0.292
4	1:25.949	+1.310
5	1:24.639	-
6	1:24.828	+0.189
p7	2:22.360	+57.721
8	1:34.175	+9.536
(179) Hugh Richards		
1	1:39.547	+14.171
2	1:27.516	+2.140
3	1:26.304	+0.928
4	1:28.742	+3.366
5	1:25.376	-
6	1:27.076	+1.700
7	1:26.973	+1.597
8	1:26.846	+1.470
(69) John Campbell		
1	1:42.097	+15.313
2	1:32.558	+5.774
3	1:28.929	+2.145
4	1:26.877	+0.093
5	1:27.235	+0.451
6	1:27.671	+0.887
7	1:26.784	-
8	1:29.026	+2.242
(177) Donato DeSandoli		
1	1:37.208	+10.422
2	1:27.258	+0.472
3	1:26.786	-
4	1:32.497	+5.711
5	1:29.540	+2.754
6	1:32.964	+6.178
(310) George Kondor		
1	1:37.878	+11.055
2	1:29.702	+2.879
3	1:32.711	+5.888
4	1:36.895	+10.072
5	1:27.722	+0.899
6	1:26.930	+0.107
7	1:27.568	+0.745

8	1:26.823	-
9	1:35.294	+8.471
(43) Bill Ckeu		
1	1:40.377	+9.773
2	1:34.414	+3.810
3	1:31.152	+0.548
4	1:30.755	+0.151
5	1:30.604	-
6	1:30.731	+0.127
7	1:33.153	+2.549
8	1:31.254	+0.650
9	1:31.234	+0.630
(81) Dennis Repel		
1	1:31.336	-

April Flowers Weekend

Closed Wheel 1

Mission Raceway Park 2.120 Km

CW1 Race 1

29/04/2006 03:20 PM

Race

(55) Roman Kardynal			2	1:43.252	+0.947	8	1:48.835	+0.409
1	1:37.152	+5.725	3	1:42.697	+0.392	9	1:49.339	+0.913
2	1:32.515	+1.088	4	1:42.305	-	10	1:48.426	-
3	1:31.596	+0.169	5	1:44.969	+2.664	11	1:50.279	+1.853
4	1:34.092	+2.665	6	1:43.388	+1.083	(179) Hugh Richards		
5	1:32.414	+0.987	7	1:43.290	+0.985	p1	3:03.554	+1:18.306
6	1:32.439	+1.012	8	1:44.234	+1.929	2	1:57.160	+11.912
7	1:37.896	+6.469	9	1:43.026	+0.721	3	1:45.248	-
8	1:33.151	+1.724	10	1:44.490	+2.185	4	1:56.377	+11.129
9	1:33.342	+1.915	11	1:44.886	+2.581	(22) Walter Bouman		
10	1:31.525	+0.098	12	1:44.312	+2.007	1	1:36.014	+4.539
11	1:31.427	-	(8) Carlos Tessler-Mabe			2	1:33.078	+1.603
12	1:31.639	+0.212	1	1:50.869	+7.524	3	1:31.475	-
13	1:33.115	+1.688	2	1:45.339	+1.994			
(92) Robert Johnston			3	1:44.833	+1.488			
1	1:39.421	+5.035	4	1:47.080	+3.735			
2	1:35.548	+1.162	5	1:45.344	+1.999			
3	1:35.539	+1.153	6	1:46.162	+2.817			
4	1:35.575	+1.189	7	1:45.422	+2.077			
5	1:38.351	+3.965	8	1:45.870	+2.525			
6	1:35.613	+1.227	9	1:45.740	+2.395			
7	1:35.119	+0.733	10	1:45.377	+2.032			
8	1:36.022	+1.636	11	1:43.345	-			
9	1:34.832	+0.446	12	1:44.531	+1.186			
10	1:36.257	+1.871	(310) George Kondor					
11	1:35.010	+0.624	1	1:51.200	+5.843			
12	1:34.386	-	2	1:49.074	+3.717			
13	1:35.391	+1.005	3	1:46.471	+1.114			
(177) Donato DeSandoli			4	1:46.215	+0.858			
1	1:43.169	+3.672	5	1:45.357	-			
2	1:41.486	+1.989	6	1:47.517	+2.160			
3	1:40.949	+1.452	7	1:48.426	+3.069			
4	1:40.592	+1.095	8	1:48.978	+3.621			
5	1:40.114	+0.617	9	1:49.186	+3.829			
6	1:40.534	+1.037	10	1:48.469	+3.112			
7	1:40.450	+0.953	11	1:48.182	+2.825			
8	1:39.932	+0.435	12	1:47.361	+2.004			
9	1:40.241	+0.744	(43) Bill Ckeu					
10	1:40.716	+1.219	1	1:57.157	+12.635			
11	1:39.689	+0.192	2	1:50.623	+6.101			
12	1:40.027	+0.530	3	1:50.102	+5.580			
13	1:39.497	-	4	1:49.041	+4.519			
(71) Branko Turic			5	1:48.027	+3.505			
1	1:45.985	+5.648	6	1:49.701	+5.179			
2	1:43.773	+3.436	7	1:46.057	+1.535			
3	1:42.120	+1.783	8	1:46.298	+1.776			
4	1:43.388	+3.051	9	1:46.409	+1.887			
5	1:44.570	+4.233	10	1:45.631	+1.109			
6	1:43.042	+2.705	11	1:44.522	-			
7	1:42.343	+2.006	12	1:45.153	+0.631			
8	1:41.442	+1.105	(81) Dennis Repel					
9	1:41.551	+1.214	1	1:56.036	+7.610			
10	1:42.395	+2.058	2	1:50.606	+2.180			
11	1:40.337	-	3	1:50.409	+1.983			
12	1:40.640	+0.303	4	1:51.370	+2.944			
(69) John Campbell			5	1:50.139	+1.713			
1	1:47.392	+5.087	6	1:49.436	+1.010			
			7	1:49.445	+1.019			

Printed: 29/04/2006 04:37:08 PM

Licensed to: Sports Car Club of British Columbia

Steward

Chief of Timing & Scoring



Orbits 2

www.amb-it.com

www.mylaps.com

April Flowers Weekend

Closed Wheel 1

CW1 Practice 2

Practice

Mission Raceway Park 2.120 Km

30/04/2006 09:20 AM

(55) Roman Kardynal		
1	1:42.488	+21.964
2	1:26.538	+6.014
3	1:24.063	+3.539
4	1:22.869	+2.345
5	1:21.441	+0.917
6	1:20.525	+0.001
7	1:20.524	-
(177) Donato DeSandoli		
1	1:28.464	-
2	1:29.002	+0.538
3	1:32.380	+3.916
(43) Bill Okell		
1	1:45.948	+16.151
2	1:33.445	+3.648
3	1:31.466	+1.669
4	1:31.114	+1.317
5	1:30.529	+0.732
6	1:30.321	+0.524
7	1:30.274	+0.477
8	1:29.797	-
9	1:30.051	+0.254
(28) Robert Voytcheff		
1	1:25.311	+3.233
2	1:23.584	+1.506
3	1:23.454	+1.376
4	1:22.108	+0.030
5	1:22.078	-
6	1:22.348	+0.270
(15) Ryan Ennis		
1	1:34.646	+11.955
2	1:23.976	+1.285
3	1:23.870	+1.179
4	1:22.691	-
(8) Carlos Tessler-Mabe		
1	1:25.617	+1.862
2	1:23.755	-
3	1:24.547	+0.792
4	1:24.440	+0.685
5	1:24.273	+0.518
p6	2:25.860	+1:02.105
7	1:28.500	+4.745
8	1:24.088	+0.333
(92) Robert Johnston		
1	1:40.320	+16.501
2	1:26.020	+2.201
3	1:24.546	+0.727
4	1:24.514	+0.695
5	1:24.600	+0.781
6	1:24.629	+0.810
7	1:23.819	-
8	1:23.848	+0.029
(81) Dennis Repel		
1	1:34.495	+10.111
2	1:25.612	+1.228
3	1:24.384	-
4	1:24.466	+0.082
5	1:26.840	+2.456
6	1:25.798	+1.414
(69) John Campbell		
1	1:34.116	+8.749
2	1:26.308	+0.941
3	1:26.113	+0.746
4	1:25.367	-
5	1:25.652	+0.285
(71) Branko Turic		
1	1:44.267	+17.760
2	1:36.535	+10.028
3	1:29.221	+2.714
4	1:26.507	-
(310) George Kondor		
1	1:38.270	+6.625
2	1:31.645	-
3	1:31.765	+0.120
4	1:31.801	+0.156
5	1:31.823	+0.178
(333) Charles Yuen		
1	1:43.828	+11.907
2	1:37.078	+5.157
3	1:33.250	+1.329
4	1:33.001	+1.080
5	1:33.833	+1.912
6	1:34.340	+2.419
7	1:33.754	+1.833
8	1:32.097	+0.176
9	1:31.921	-

Printed: 30/04/2006 09:45:13 AM

Licensed to: Sports Car Club of British Columbia

Steward

Chief of Timing & Scoring




Orbits 2

www.amb-it.com

www.mylaps.com

April Flowers Weekend

Closed Wheel 1

Mission Raceway Park 2.120 Km

CW1 Qualify Race 2

30/04/2006 10:50 AM

Qualify

(15) Ryan Ennis			5	1:23.263	+0.074	6	1:29.227	+0.513
1	1:31.198	+13.016	6	1:23.448	+0.259	7	1:28.714	-
2	1:20.426	+2.244	7	1:23.898	+0.709	8	1:28.898	+0.184
p3	2:30.439	+1:12.257	8	1:23.906	+0.717	9	1:29.892	+1.178
4	1:23.417	+5.235	9	1:23.189	-	10	1:28.872	+0.158
5	1:18.182	-	10	1:23.323	+0.134	(333) Charles Yuen		
6	1:18.242	+0.060	(81) Dennis Repel			1	1:36.674	+5.389
7	1:18.262	+0.080	1	1:32.924	+9.622	p2	2:17.467	+46.182
(727) Noel Florack			2	1:23.302	-	3	1:38.529	+7.244
1	1:35.101	+16.623	3	1:23.645	+0.343	4	1:32.866	+1.581
2	1:25.863	+7.385	4	1:24.132	+0.830	5	1:31.285	-
3	1:21.890	+3.412	5	1:23.552	+0.250	6	1:32.935	+1.650
4	1:18.781	+0.303	(8) Carlos Tessier-Mabe			7	1:32.246	+0.961
5	1:20.105	+1.627	1	1:34.794	+10.687	8	1:32.304	+1.019
6	1:19.248	+0.770	p2	2:17.959	+53.852	9	1:32.227	+0.942
7	1:20.162	+1.684	3	1:29.936	+5.829	(49) Jeff Lowe		
8	1:20.126	+1.648	p4	2:06.835	+42.728	1	1:33.821	+15.018
9	1:18.478	-	5	1:31.619	+7.512	2	1:20.174	+1.371
(49) Jeff Lowe			6	1:24.259	+0.152	3	1:19.256	+0.453
1	1:33.821	+15.018	7	1:24.107	-	4	1:18.831	+0.028
2	1:20.174	+1.371	8	1:24.798	+0.691	5	1:19.267	+0.464
3	1:19.256	+0.453	(310) George Kondor			6	1:18.974	+0.171
4	1:18.831	+0.028	1	1:38.825	+13.555	7	1:18.803	-
5	1:19.267	+0.464	2	1:29.372	+4.102	8	1:18.990	+0.187
6	1:18.974	+0.171	3	1:26.634	+1.364	(782) Doug Yip		
7	1:18.803	-	4	1:30.865	+5.595	1	1:32.731	+13.645
8	1:18.990	+0.187	5	1:25.820	+0.550	2	1:19.086	-
(55) Roman Kardynal			6	1:25.870	+0.600	(782) Doug Yip		
1	1:31.601	+11.966	7	1:28.322	+3.052	1	1:32.731	+13.645
2	1:21.752	+2.117	8	1:27.769	+2.499	2	1:19.086	-
3	1:21.250	+1.615	9	1:25.270	-	(55) Roman Kardynal		
4	1:20.640	+1.005	(69) John Campbell			1	1:31.601	+11.966
5	1:23.039	+3.404	1	1:36.243	+10.831	2	1:21.752	+2.117
6	1:20.182	+0.547	2	1:26.819	+1.407	3	1:21.250	+1.615
7	1:19.635	-	3	1:26.456	+1.044	4	1:20.640	+1.005
(28) Robert Voytcheff			4	1:25.972	+0.560	5	1:23.039	+3.404
1	1:33.490	+12.713	5	1:25.412	-	6	1:20.182	+0.547
2	1:23.727	+2.950	6	1:25.665	+0.253	7	1:19.635	-
3	1:21.688	+0.911	7	1:26.204	+0.792	(28) Robert Voytcheff		
4	1:21.181	+0.404	p8	3:05.928	+1:40.516	1	1:33.490	+12.713
5	1:20.777	-	9	1:29.767	+4.355	2	1:23.727	+2.950
6	1:21.328	+0.551	(177) Donato DeSandoli			3	1:21.688	+0.911
7	1:21.614	+0.837	1	1:39.272	+13.130	4	1:21.181	+0.404
8	1:23.119	+2.342	2	1:26.305	+0.163	5	1:20.777	-
9	1:21.667	+0.890	3	1:26.403	+0.261	6	1:21.328	+0.551
10	1:22.755	+1.978	4	1:26.367	+0.225	7	1:21.614	+0.837
11	1:21.765	+0.988	p5	2:01.591	+35.449	8	1:23.119	+2.342
(92) Robert Johnston			6	1:41.301	+15.159	9	1:21.667	+0.890
1	1:33.985	+10.796	7	1:27.488	+1.346	10	1:22.755	+1.978
2	1:23.191	+0.002	8	1:26.142	-	11	1:21.765	+0.988
3	1:24.154	+0.965	(43) Bill Okell			1	1:33.985	+10.796
4	1:23.881	+0.692	1	1:35.566	+6.852	2	1:23.191	+0.002
			2	1:29.392	+0.678	3	1:24.154	+0.965
			3	1:29.699	+0.985	4	1:23.881	+0.692
			4	1:29.929	+1.215			
			5	1:29.399	+0.685			

Printed: 30/04/2006 11:18:12 AM

Licensed to: Sports Car Club of British Columbia

Steward

Chief of Timing & Scoring



Orbits 2

www.amb-it.com

www.mylaps.com

April Flowers Weekend

Closed Wheel 1

Mission Raceway Park 2.120 Km

CW1 Race 2

30/04/2006 03:00 PM

Race

(49) Jeff Lowe			10	1:19.028	+1.517	4	1:23.613	+0.235	2	1:27.739	+1.548
1	1:21.115	+4.042	11	1:19.202	+1.691	5	1:23.378	-	3	1:27.705	+1.514
2	1:17.734	+0.661	12	1:18.891	+1.380	6	1:24.483	+1.105	4	1:27.444	+1.253
3	1:17.788	+0.715	13	1:19.931	+2.420	7	1:23.432	+0.054	5	1:27.288	+1.097
4	1:18.583	+1.510	14	1:19.453	+1.942	8	1:23.678	+0.300	6	1:26.828	+0.637
5	1:17.073	-	15	1:21.141	+3.630	9	1:25.639	+2.261	7	1:27.469	+1.278
6	1:17.826	+0.753	(28) Robert Voytcheff			10	1:23.503	+0.125	8	1:26.273	+0.082
7	1:17.966	+0.893	1	1:24.748	+3.707	11	1:23.695	+0.317	9	1:27.177	+0.986
8	1:18.386	+1.313	2	1:23.042	+2.001	12	1:23.778	+0.400	10	1:26.191	-
9	1:17.921	+0.848	3	1:22.933	+1.892	13	1:24.157	+0.779	11	1:26.679	+0.488
10	1:17.961	+0.888	4	1:22.491	+1.450	14	1:24.779	+1.401	12	1:26.575	+0.384
11	1:19.111	+2.038	5	1:22.135	+1.094	(69) John Campbell			13	1:27.248	+1.057
12	1:18.825	+1.752	6	1:22.231	+1.190	1	1:27.632	+4.237	14	1:33.555	+7.364
13	1:19.544	+2.471	7	1:22.757	+1.716	2	1:25.885	+2.490	(43) Bill Okell		
14	1:19.850	+2.777	8	1:22.267	+1.226	3	1:23.919	+0.524	1	1:32.061	+3.675
15	1:19.392	+2.319	9	1:21.986	+0.945	4	1:23.395	-	2	1:29.487	+1.101
(15) Ryan Ennis			10	1:22.754	+1.713	5	1:23.784	+0.389	3	1:29.998	+1.612
1	1:20.823	+3.316	11	1:21.840	+0.799	6	1:24.430	+1.035	4	1:29.377	+0.991
2	1:17.693	+0.186	12	1:21.041	-	7	1:23.762	+0.367	5	1:29.101	+0.715
3	1:17.809	+0.302	13	1:23.001	+1.960	8	1:24.080	+0.685	6	1:29.004	+0.618
4	1:18.021	+0.514	14	1:23.440	+2.399	9	1:24.577	+1.182	7	1:31.400	+3.014
5	1:17.874	+0.367	15	1:22.242	+1.201	10	1:23.527	+0.132	8	1:30.397	+2.011
6	1:19.066	+1.559	(179) Hugh Richards			11	1:24.143	+0.748	9	1:28.976	+0.590
7	1:18.210	+0.703	1	1:27.817	+6.913	12	1:24.155	+0.760	10	1:28.753	+0.367
8	1:18.911	+1.404	2	1:23.720	+2.816	13	1:24.094	+0.699	11	1:29.405	+1.019
9	1:17.507	-	3	1:20.904	-	14	1:24.248	+0.853	12	1:29.584	+1.198
10	1:19.432	+1.925	4	1:21.718	+0.814	(8) Carlos Tessier-Mabe			13	1:29.053	+0.667
11	1:19.000	+1.493	5	1:21.220	+0.316	1	1:28.918	+5.491	14	1:28.386	-
12	1:19.180	+1.673	6	1:21.156	+0.252	2	1:25.424	+1.997	(333) Charles Yuen		
13	1:19.259	+1.752	7	1:20.916	+0.012	3	1:24.198	+0.771	1	1:35.313	+3.916
14	1:20.069	+2.562	8	1:22.039	+1.135	4	1:24.037	+0.610	2	1:32.781	+1.384
15	1:20.370	+2.863	9	1:22.165	+1.261	5	1:24.200	+0.773	3	1:33.008	+1.611
(727) Noel Florack			10	1:32.469	+11.565	6	1:24.491	+1.064	4	1:32.825	+1.428
1	1:23.781	+5.863	11	1:21.294	+0.390	7	1:24.328	+0.901	5	1:33.184	+1.787
2	1:18.961	+1.043	12	1:23.013	+2.109	8	1:24.222	+0.795	6	1:34.177	+2.780
3	1:18.632	+0.714	13	1:22.416	+1.512	9	1:23.925	+0.498	7	1:32.930	+1.533
4	1:18.586	+0.668	14	1:22.689	+1.785	10	1:23.427	-	8	1:32.591	+1.194
5	1:18.905	+0.987	15	1:25.575	+4.671	11	1:24.426	+0.999	9	1:31.599	+0.202
6	1:18.666	+0.748	(92) Robert Johnston			12	1:24.143	+0.716	10	1:32.165	+0.768
7	1:18.709	+0.791	1	1:26.268	+3.229	13	1:25.131	+1.704	11	1:33.059	+1.662
8	1:18.400	+0.482	2	1:23.166	+0.127	14	1:26.503	+3.076	12	1:31.414	+0.017
9	1:18.677	+0.759	3	1:23.267	+0.228	(177) Donato DeSandoli			13	1:31.397	-
10	1:18.306	+0.388	4	1:24.004	+0.965	1	1:31.688	+5.246	(55) Roman Kardynal		
11	1:18.665	+0.747	5	1:23.614	+0.575	2	1:26.442	-	1	1:22.389	+4.878
12	1:17.951	+0.033	6	1:23.039	-	3	1:26.802	+0.360	2	1:18.216	+0.705
13	1:18.179	+0.261	7	1:23.406	+0.367	4	1:28.111	+1.669	3	1:17.511	-
14	1:17.918	-	8	1:23.923	+0.884	5	1:27.635	+1.193	4	1:18.024	+0.513
15	1:19.423	+1.505	9	1:23.556	+0.517	6	1:27.165	+0.723	5	1:17.675	+0.164
(55) Roman Kardynal			10	1:23.853	+0.814	7	1:27.537	+1.095	6	1:17.677	+0.166
1	1:22.389	+4.878	11	1:23.604	+0.565	8	1:27.399	+0.957	7	1:17.673	+0.162
2	1:18.216	+0.705	12	1:23.481	+0.442	9	1:27.226	+0.784	8	1:19.041	+1.530
3	1:17.511	-	13	1:24.104	+1.065	10	1:27.057	+0.615	9	1:17.796	+0.285
4	1:18.024	+0.513	14	1:23.320	+0.281	11	1:27.314	+0.872	(81) Dennis Repel		
5	1:17.675	+0.164	15	1:24.190	+1.151	12	1:27.259	+0.817	1	1:27.832	+4.454
6	1:17.677	+0.166	(310) George Kondor			13	1:27.251	+0.809	2	1:24.403	+1.025
7	1:17.673	+0.162	1	1:27.832	+4.454	14	1:27.504	+1.062	3	1:24.373	+0.995
8	1:19.041	+1.530	(81) Dennis Repel			(177) Donato DeSandoli			(310) George Kondor		
9	1:17.796	+0.285	1	1:27.832	+4.454	1	1:31.688	+5.246			
			2	1:24.403	+1.025	2	1:26.442	-			
			3	1:24.373	+0.995	3	1:26.802	+0.360			
						4	1:28.111	+1.669			
						5	1:27.635	+1.193			
						6	1:27.165	+0.723			
						7	1:27.537	+1.095			
						8	1:27.399	+0.957			
						9	1:27.226	+0.784			
						10	1:27.057	+0.615			
						11	1:27.314	+0.872			
						12	1:27.259	+0.817			
						13	1:27.251	+0.809			
						14	1:27.504	+1.062			
						(310) George Kondor					
						1	1:31.606	+5.415			

Printed: 30/04/2006 03:43:15 PM

Licensed to: Sports Car Club of British Columbia

Steward

Chief of Timing & Scoring



Orbits 2

www.amb-it.com

www.mylaps.com

April Flowers Weekend


Closed Wheel 2

CW2 Practice 1

Practice

Mission Raceway Park 2.120 Km

29/04/2006 10:30 AM



(22) Walter Bouman		
1	1:35.578	+18.258
2	1:24.889	+7.569
3	1:29.095	+11.775
4	1:20.012	+2.692
5	1:17.320	-
(35) Paul Bunbury		
1	1:46.340	+18.976
2	1:29.673	+2.309
3	1:27.364	-
(02) Tracy Pearson		
1	1:43.545	+24.526
2	1:28.122	+9.103
3	1:24.850	+5.831
4	1:20.389	+1.370
5	1:19.686	+0.667
6	1:19.019	-
7	1:19.377	+0.358
(10) Gary Koehn		
1	1:28.848	+9.590
2	1:20.020	+0.762
3	1:19.477	+0.219
4	1:19.258	-
5	1:19.753	+0.495
(92) Robert Johnston		
1	1:33.339	+9.542
2	1:24.729	+0.932
3	1:23.797	-
4	1:24.258	+0.461
5	1:24.335	+0.538
6	1:24.789	+0.992
7	1:24.668	+0.871
8	1:25.315	+1.518
(37) John Cartwright		
1	1:36.447	+11.930
2	1:27.120	+2.603
3	1:25.918	+1.401
4	1:25.332	+0.815
5	1:24.864	+0.347
6	1:24.781	+0.264
7	1:24.517	-
8	1:25.867	+1.350
9	1:27.663	+3.146
10	1:25.004	+0.487
(131) Martin Berryman		
1	1:39.273	+13.656
2	1:27.802	+2.185
3	1:25.841	+0.224
4	1:25.886	+0.269
5	1:25.980	+0.363
6	1:25.941	+0.324
7	1:25.856	+0.239
8	1:25.748	+0.131
9	1:25.617	-
10	1:27.128	+1.511
(73) Chris Doodson		
1	1:42.758	+15.774
2	1:36.888	+9.904
3	1:33.739	+6.755
4	1:28.475	+1.491
5	1:29.055	+2.071
6	1:26.984	-
(87) Scott Sutherland		
1	1:39.281	+11.349
p2	2:16.618	+48.686
3	1:33.640	+5.708
4	1:27.932	-
5	1:30.389	+2.457
(19) Cory Wong		
1	1:46.088	+14.567
2	1:36.382	+4.861
3	1:31.521	-
4	1:33.708	+2.187
5	1:35.016	+3.495
(34) Richard Jacyna		
1	1:48.020	+16.368
2	1:37.805	+6.153
3	1:35.541	+3.889
4	1:42.104	+10.452
5	1:31.652	-
6	1:34.805	+3.153
(177) Roberto DeSandoli		
1	1:43.433	+9.081
2	1:36.647	+2.295
3	1:35.730	+1.378
4	1:34.666	+0.314
5	1:34.783	+0.431
6	1:34.352	-
7	1:38.615	+4.263
8	1:36.510	+2.158

April Flowers Weekend

Closed Wheel 2 CW2 Race 1 Qualify Qualify

Mission Raceway Park 2.120 Km

29/04/2006 12:20 PM



(10) Gary Koehn

1	1:38.591	+6.343
2	1:33.882	+1.634
3	1:32.248	-
p4	4:25.169	+2:52.921
5	1:36.034	+3.786
6	1:32.775	+0.527

(92) Robert Johnston

1	1:47.108	+12.373
2	1:36.965	+2.230
3	1:34.735	-
4	1:35.460	+0.725
5	1:36.510	+1.775
6	1:35.947	+1.212
7	1:36.452	+1.717
8	1:35.943	+1.208
9	1:36.837	+2.102

(131) Martin Berryman

1	1:45.907	+9.879
2	1:38.788	+2.760
3	1:37.703	+1.675
4	1:37.583	+1.555
5	1:37.338	+1.310
6	1:36.028	-
7	1:36.679	+0.651
8	1:36.425	+0.397
9	1:37.500	+1.472

(73) Chris Doodson

1	1:43.550	+6.515
2	1:38.043	+1.008
3	1:38.239	+1.204
4	1:37.482	+0.447
5	1:38.028	+0.993
6	1:37.035	-

(35) Paul Bunbury

1	1:48.805	+8.917
2	1:44.519	+4.631
3	1:40.492	+0.604
4	1:39.888	-

(19) Cory Wong

1	1:54.873	+13.608
2	1:45.350	+4.085
3	1:43.979	+2.714
4	1:41.265	-
5	1:42.882	+1.617

(34) Richard Jacyna

1	1:51.785	+8.992
2	1:44.328	+1.535
3	1:44.538	+1.745
4	1:44.368	+1.575
5	1:45.210	+2.417
6	1:45.839	+3.046
7	1:43.418	+0.625
8	1:42.793	-

(37) John Cartwright

1	1:48.913	+5.325
2	1:43.588	-

(177) Roberto DeSandoli

1	1:53.143	+8.935
2	1:44.208	-
p3	6:53.426	+5:09.218
4	1:55.721	+11.513
5	1:49.833	+5.625

(86) Parry Fung

1	1:54.659	+9.259
2	1:46.439	+1.039
3	1:47.930	+2.530
4	1:45.736	+0.336
5	1:45.400	-
6	1:45.991	+0.591
7	1:51.867	+6.467
8	1:49.687	+4.287

April Flowers Weekend

Closed Wheel 2

Mission Raceway Park 2.120 Km

CW2 Race 1

29/04/2006 04:20 PM

Race

(35) Paul Bunbury			1	1:38.050	+3.467	5	1:46.083	+4.357
1	1:34.732	+3.110	2	1:36.277	+1.694	6	1:45.224	+3.498
2	1:32.634	+1.012	3	1:35.702	+1.119	7	1:44.999	+3.273
3	1:32.336	+0.714	4	1:36.725	+2.142	8	1:44.545	+2.819
4	1:31.622	-	5	1:40.349	+5.766	9	1:46.093	+4.367
5	1:32.108	+0.486	6	1:38.072	+3.489	10	1:46.457	+4.731
6	1:31.724	+0.102	7	1:35.282	+0.699	11	1:42.071	+0.345
7	1:33.219	+1.597	8	1:35.250	+0.667	12	1:41.726	-
8	1:32.222	+0.600	9	1:34.583	-	(19) Cory Wong		
9	1:33.089	+1.467	10	1:37.052	+2.469	1	1:55.075	+1.636
10	1:31.792	+0.170	11	1:35.917	+1.334	2	1:53.439	-
11	1:32.722	+1.100	12	1:35.145	+0.562	3	1:55.114	+1.675
12	1:31.831	+0.209	13	1:36.358	+1.775	4	1:53.779	+0.340
13	1:32.812	+1.190	(37) John Cartwright			5	1:55.340	+1.901
(10) Gary Koehn			1	1:48.083	+11.322	6	1:56.698	+3.259
1	1:33.291	+4.209	2	1:41.367	+4.606	(34) Richard Jacyna		
2	1:32.264	+3.182	3	1:42.126	+5.365	1	1:45.892	+4.558
3	1:31.943	+2.861	4	1:41.623	+4.862	2	1:43.689	+2.355
4	1:31.706	+2.624	5	1:38.454	+1.693	3	1:42.694	+1.360
5	1:30.521	+1.439	6	1:37.941	+1.180	4	1:41.810	+0.476
p6	1:50.210	+21.128	7	1:38.848	+2.087	5	1:41.977	+0.643
7	1:34.203	+5.121	8	1:38.691	+1.930	6	1:42.830	+1.496
8	1:30.910	+1.828	9	1:37.956	+1.195	7	1:42.464	+1.130
9	1:29.082	-	10	1:37.891	+1.130	8	1:41.852	+0.518
10	1:33.447	+4.365	11	1:36.761	-	9	1:41.784	+0.450
11	1:30.276	+1.194	12	1:40.229	+3.468	10	1:42.626	+1.292
12	1:30.194	+1.112	13	1:37.432	+0.671	11	1:42.212	+0.878
13	1:30.596	+1.514	(92) Robert Johnston			12	1:41.334	-
(92) Robert Johnston			1	1:34.388	+2.137	(86) Parry Fung		
2	1:32.889	+0.638	2	1:32.889	+0.638	1	1:53.078	+10.957
3	1:32.310	+0.059	3	1:32.310	+0.059	2	1:46.714	+4.593
4	1:33.053	+0.802	4	1:33.053	+0.802	3	1:48.156	+6.035
5	1:32.251	-	5	1:32.251	-	4	1:47.796	+5.675
6	1:32.466	+0.215	6	1:32.466	+0.215	5	1:46.174	+4.053
7	1:36.377	+4.126	7	1:36.377	+4.126	6	1:45.718	+3.597
8	1:35.696	+3.445	8	1:35.696	+3.445	7	1:46.115	+3.994
9	1:32.935	+0.684	9	1:32.935	+0.684	8	1:43.332	+1.211
10	1:34.351	+2.100	10	1:34.351	+2.100	9	1:45.024	+2.903
11	1:32.926	+0.675	11	1:32.926	+0.675	10	1:43.835	+1.714
12	1:34.289	+2.038	12	1:34.289	+2.038	11	1:42.248	+0.127
13	1:33.265	+1.014	13	1:33.265	+1.014	12	1:42.121	-
(131) Martin Berryman			(177) Roberto DeSandoli			(73) Chris Doodson		
1	1:40.400	+5.434	1	1:48.252	+6.526	1	1:34.966	-
2	1:37.963	+2.997	2	1:51.468	+9.742	2	1:36.626	+1.660
3	1:36.847	+1.881	3	1:48.088	+6.362	(73) Chris Doodson		
4	1:36.322	+1.356	4	1:47.711	+5.985	1	1:34.966	-
5	1:36.390	+1.424				2	1:34.966	-
6	1:36.476	+1.510				3	1:34.966	-
7	1:35.442	+0.476				4	1:34.966	-
8	1:35.300	+0.334				13	1:36.626	+1.660
9	1:35.909	+0.943						
10	1:35.574	+0.608						
11	1:35.991	+1.025						
12	1:34.966	-						
13	1:36.626	+1.660						

Printed: 29/04/2006 05:00:40 PM

Licensed to: Sports Car Club of British Columbia

Steward

Chief of Timing & Scoring



Orbits 2

www.amb-it.com

www.mylaps.com

April Flowers Weekend

Closed Wheel 2

Mission Raceway Park 2.120 Km

CW2 Practice 2

30/04/2006 10:05 AM

Practice

(10) Gary Koehn			10	1:26.132	+0.950
1	1:37.297	+18.828	(73) Chris Doodson		
2	1:22.851	+4.382	1	1:37.609	+12.249
3	1:20.120	+1.651	2	1:34.208	+8.848
4	1:18.469	-	3	1:26.269	+0.909
5	1:18.604	+0.135	4	1:25.822	+0.462
(02) Tracy Pearson			5	1:25.360	-
1	1:37.188	+17.925	(35) Paul Bunbury		
2	1:21.752	+2.489	1	1:54.887	+28.369
3	1:19.473	+0.210	2	1:43.471	+16.953
4	1:19.263	-	3	1:26.518	-
5	1:19.381	+0.118	(19) Cory Wong		
6	1:21.235	+1.972	1	1:42.554	+12.045
(87) Scott Sutherland			2	1:32.097	+1.588
1	1:35.583	+14.822	3	1:30.509	-
2	1:26.248	+5.487	4	1:31.328	+0.819
3	1:21.891	+1.130	5	1:33.279	+2.770
4	1:22.956	+2.195	6	1:38.734	+8.225
5	1:22.240	+1.479	(34) Richard Jacyna		
6	1:21.873	+1.112	1	1:47.932	+17.217
7	1:20.990	+0.229	2	1:35.312	+4.597
8	1:21.682	+0.921	3	1:32.776	+2.061
9	1:24.137	+3.376	4	1:31.837	+1.122
10	1:20.761	-	5	1:31.196	+0.481
(92) Robert Johnston			6	1:31.542	+0.827
1	1:35.831	+12.631	7	1:32.299	+1.584
2	1:26.636	+3.436	8	1:32.639	+1.924
3	1:23.409	+0.209	9	1:30.715	-
4	1:23.916	+0.716	(86) Parry Fung		
5	1:23.200	-	1	1:46.235	+13.697
6	1:23.705	+0.505	2	1:39.302	+6.764
7	1:28.082	+4.882	3	1:37.532	+4.994
8	1:24.606	+1.406	4	1:34.923	+2.385
9	1:25.387	+2.187	5	1:36.852	+4.314
10	1:26.317	+3.117	6	1:34.512	+1.974
(37) John Cartwright			7	1:33.756	+1.218
1	1:41.817	+17.648	8	1:35.503	+2.965
2	1:34.264	+10.095	9	1:32.538	-
3	1:26.499	+2.330	(177) Roberto DeSandoli		
4	1:27.607	+3.438	1	1:46.641	+13.101
5	1:26.481	+2.312	2	1:36.649	+3.109
6	1:25.751	+1.582	3	1:35.133	+1.593
7	1:25.537	+1.368	4	1:35.619	+2.079
8	1:25.264	+1.095	5	1:35.237	+1.697
9	1:24.639	+0.470	6	1:34.348	+0.808
10	1:24.169	-	7	1:34.797	+1.257
(131) Martin Berryman			8	1:33.540	-
1	1:38.163	+12.981	9	1:34.126	+0.586
2	1:27.704	+2.522			
3	1:25.765	+0.583			
4	1:26.498	+1.316			
5	1:25.423	+0.241			
6	1:25.631	+0.449			
7	1:25.289	+0.107			
8	1:25.182	-			
9	1:25.321	+0.139			

Printed: 30/04/2006 10:26:39 AM

Licensed to: Sports Car Club of British Columbia

Steward

Chief of Timing & Scoring



Orbits 2

www.amb-it.com

www.mylaps.com

April Flowers Weekend

Closed Wheel 2

CW2 Qualify Race 2

Qualify

Mission Raceway Park 2.120 Km

30/04/2006 11:35 AM

(10) Gary Koehn			5	1:32.819	+3.251
1	1:33.142	+15.668	6	1:31.165	+1.597
2	1:20.070	+2.596	7	1:31.293	+1.725
3	1:18.243	+0.769	8	1:30.971	+1.403
4	1:17.897	+0.423	(19) Cory Wong		
5	1:17.474	-	1	1:43.316	+13.538
(87) Scott Sutherland			2	1:32.664	+2.886
1	1:43.382	+23.299	3	1:29.778	-
2	1:24.998	+4.915	4	1:30.596	+0.818
3	1:21.015	+0.932	5	1:30.378	+0.600
4	1:20.317	+0.234	6	1:29.827	+0.049
5	1:20.083	-	7	1:30.598	+0.820
6	1:24.260	+4.177	(86) Parry Fung		
7	1:22.522	+2.439	1	1:42.423	+10.485
8	1:21.667	+1.584	2	1:34.053	+2.115
9	1:22.986	+2.903	3	1:35.508	+3.570
10	1:21.528	+1.445	4	1:32.178	+0.240
(35) Paul Bunbury			5	1:31.938	-
1	1:45.112	+22.920	6	1:32.711	+0.773
2	1:31.632	+9.440	7	1:31.974	+0.036
3	1:22.724	+0.532	8	1:33.038	+1.100
4	1:22.192	-	9	1:32.360	+0.422
(73) Chris Doodson			(177) Roberto DeSandoli		
1	1:36.600	+12.627	1	1:42.225	+9.556
2	1:27.331	+3.358	2	1:32.857	+0.188
3	1:24.534	+0.561	3	1:32.819	+0.150
4	1:23.973	-	4	1:32.669	-
5	1:24.262	+0.289	5	1:43.833	+11.164
(37) John Cartwright			6	1:41.602	+8.933
1	1:33.106	+8.848	7	1:34.458	+1.789
2	1:25.956	+1.698	8	1:33.265	+0.596
3	1:25.194	+0.936	9	1:33.601	+0.932
4	1:25.290	+1.032	(131) Martin Berryman		
5	1:24.593	+0.335	1	1:35.508	+10.527
6	1:24.258	-	2	1:26.184	+1.203
7	1:24.804	+0.546	3	1:25.224	+0.243
8	1:26.640	+2.382	4	1:25.177	+0.196
9	1:24.636	+0.378	5	1:24.981	-
10	1:25.553	+1.295	6	1:28.225	+3.244
(34) Richard Jacyna			7	1:25.908	+0.927
1	1:46.875	+17.307	8	1:25.059	+0.078
2	1:31.152	+1.584	9	1:25.717	+0.736
3	1:29.568	-	10	1:25.288	+0.307
4	1:30.324	+0.756	(34) Richard Jacyna		

Printed: 30/04/2006 12:03:41 PM

Licensed to: Sports Car Club of British Columbia

Steward

Chief of Timing & Scoring




Orbits 2

www.amb-it.com

www.mylaps.com

April Flowers Weekend

Closed Wheel 2

Mission Raceway Park 2.120 Km

CW2 Race 2

30/04/2006 04:00 PM

Race

(10) Gary Koehn			10	1:24.010	+1.059	6	1:31.349	+0.896
1	1:21.453	+2.754	11	1:23.637	+0.686	7	1:31.098	+0.645
2	1:19.174	+0.475	12	1:26.225	+3.274	8	1:31.330	+0.877
3	1:19.121	+0.422	13	1:23.418	+0.467	9	1:30.453	-
4	1:18.699	-	14	1:23.270	+0.319	10	1:31.524	+1.071
5	1:18.900	+0.201	15	1:23.951	+1.000	11	1:32.574	+2.121
6	1:19.187	+0.488	(73) Chris Doodson			12	1:31.095	+0.642
7	1:19.573	+0.874	1	1:26.185	+2.898	13	1:31.753	+1.300
8	1:19.598	+0.899	2	1:24.063	+0.776	(177) Roberto DeSandoli		
9	1:19.403	+0.704	3	1:23.659	+0.372	1	1:35.283	+2.486
10	1:19.226	+0.527	4	1:24.718	+1.431	2	1:34.853	+2.056
11	1:19.974	+1.275	5	1:24.958	+1.671	3	1:33.617	+0.820
12	1:19.394	+0.695	6	1:23.287	-	4	1:33.669	+0.872
13	1:20.270	+1.571	7	1:23.906	+0.619	5	1:33.616	+0.819
14	1:19.504	+0.805	8	1:23.828	+0.541	6	1:32.797	-
15	1:20.093	+1.394	9	1:23.546	+0.259	7	1:33.801	+1.004
(87) Scott Sutherland			10	1:23.909	+0.622	8	1:34.632	+1.835
1	1:24.891	+4.994	11	1:23.866	+0.579	9	1:32.847	+0.050
2	1:19.897	-	12	1:24.101	+0.814	10	1:33.589	+0.792
3	1:21.121	+1.224	13	1:23.632	+0.345	11	1:33.149	+0.352
4	1:20.544	+0.647	14	1:23.754	+0.467	12	1:33.392	+0.595
5	1:20.494	+0.597	15	1:25.280	+1.993	13	1:35.198	+2.401
6	1:20.618	+0.721	(19) Cory Wong			(37) John Cartwright		
7	1:21.991	+2.094	1	1:31.897	+3.105	1	1:27.115	+2.914
8	1:22.144	+2.247	2	1:29.406	+0.614	p2	6:40.831	+5:16.630
9	1:21.749	+1.852	3	1:28.910	+0.118	3	1:32.626	+8.425
10	1:21.903	+2.006	4	1:29.340	+0.548	4	1:27.039	+2.838
11	1:23.165	+3.268	5	1:29.191	+0.399	5	1:26.426	+2.225
12	1:21.803	+1.906	6	1:29.865	+1.073	6	1:25.332	+1.131
13	1:22.325	+2.428	7	1:30.043	+1.251	7	1:24.705	+0.504
14	1:23.472	+3.575	8	1:29.793	+1.001	8	1:28.450	+4.249
15	1:22.938	+3.041	9	1:28.792	-	9	1:24.201	-
(35) Paul Bunbury			10	1:29.381	+0.589	10	1:24.550	+0.349
1	1:24.857	+2.320	11	1:29.356	+0.564	11	1:25.151	+0.950
2	1:24.153	+1.616	12	1:29.208	+0.416	(131) Martin Berryman		
3	1:22.917	+0.380	13	1:28.817	+0.025	1	1:28.247	+3.224
4	1:23.588	+1.051	14	1:29.345	+0.553	2	1:26.043	+1.020
5	1:23.553	+1.016	(34) Richard Jacyna			3	1:25.023	-
6	1:24.695	+2.158	1	1:31.683	+3.142	4	1:25.323	+0.300
7	1:23.101	+0.564	2	1:30.957	+2.416	5	1:25.125	+0.102
8	1:22.537	-	3	1:29.161	+0.620	6	1:25.287	+0.264
9	1:24.161	+1.624	4	1:29.994	+1.453	(92) Robert Johnston		
10	1:22.980	+0.443	5	1:29.326	+0.785	1	1:27.204	+4.253
11	1:23.619	+1.082	6	1:30.026	+1.485	2	1:23.763	+0.812
12	1:23.464	+0.927	7	1:29.179	+0.638	3	1:23.004	+0.053
13	1:22.947	+0.410	8	1:29.536	+0.995	4	1:22.951	-
14	1:22.589	+0.052	9	1:29.200	+0.659	5	1:23.553	+0.602
15	1:23.562	+1.025	10	1:29.455	+0.914	6	1:23.002	+0.051
(92) Robert Johnston			11	1:28.956	+0.415	7	1:24.084	+1.133
1	1:27.204	+4.253	12	1:28.541	-	8	1:23.955	+1.004
2	1:23.763	+0.812	13	1:28.752	+0.211	9	1:23.436	+0.485
3	1:23.004	+0.053	14	1:29.189	+0.648	(86) Parry Fung		
4	1:22.951	-	(86) Parry Fung			1	1:34.604	+4.151
5	1:23.553	+0.602	1	1:34.604	+4.151	2	1:32.751	+2.298
6	1:23.002	+0.051	2	1:32.751	+2.298	3	1:32.179	+1.726
7	1:24.084	+1.133	3	1:32.179	+1.726	4	1:32.084	+1.631
8	1:23.955	+1.004	4	1:32.084	+1.631	5	1:31.475	+1.022
9	1:23.436	+0.485	5	1:31.475	+1.022			

Printed: 30/04/2006 04:39:46 PM

Licensed to: Sports Car Club of British Columbia

Steward

Chief of Timing & Scoring



Orbits 2

www.amb-it.com

www.mylaps.com

April Flowers Weekend


Novice Closed Wheel

NCW Practice 1

Practice

Mission Raceway Park 2.120 Km

29/04/2006 09:45 AM



(10) Noel Koehn		
1	1:49.715	+29.568
2	1:27.421	+7.274
3	1:23.674	+3.527
4	1:23.595	+3.448
5	1:27.655	+7.508
6	1:20.147	-
7	1:20.947	+0.800
8	1:20.887	+0.740
9	1:21.483	+1.336
10	1:25.412	+5.265

4	1:46.046	+4.357
5	1:42.839	+1.150
6	1:42.968	+1.279
7	1:41.689	-
8	1:43.448	+1.759

(113) Roger Christensen		
1	1:49.966	+19.267
2	1:47.713	+17.014
3	1:37.621	+6.922
4	1:32.794	+2.095
5	1:30.699	-

(74) Richard Cote		
1	1:45.134	+13.211
2	1:40.548	+8.625
3	1:43.651	+11.728
4	1:33.218	+1.295
5	1:32.819	+0.896
6	1:33.339	+1.416
7	1:31.923	-

(118) ????		
1	1:52.730	+20.556
2	1:34.861	+2.687
3	1:32.174	-
4	1:33.383	+1.209
5	1:36.903	+4.729
6	1:33.292	+1.118
7	1:34.990	+2.816
8	1:32.336	+0.162
9	1:33.185	+1.011

(07) Jordan Isaak		
1	1:35.754	+1.222
2	1:35.107	+0.575
3	1:35.204	+0.672
4	1:34.794	+0.262
5	1:35.684	+1.152
6	1:34.532	-

(90) Ian Trip		
1	2:04.209	+26.277
2	1:45.393	+7.461
3	1:40.861	+2.929
4	1:51.963	+14.031
5	1:43.173	+5.241
6	1:37.948	+0.016
7	1:40.327	+2.395
8	1:37.932	-

(11) Andy Merakian		
1	2:03.538	+21.849
2	1:47.442	+5.753
3	1:42.049	+0.360

April Flowers Weekend


Novice Closed Wheel

NCW Practice 2

Practice

Mission Raceway Park 2.120 Km

29/04/2006 11:35 AM



(10) Noel Koehn		
1	<u>1:49.675</u>	+14.449
2	1:37.782	+2.556
3	1:35.906	+0.680
4	1:36.373	+1.147
5	1:35.226	-
6	1:37.841	+2.615
7	1:37.111	+1.885
8	1:35.674	+0.448
9	1:35.843	+0.617

1	1:56.726	+9.040
2	1:47.722	+0.036
3	1:48.489	+0.803
4	1:58.085	+10.399
5	1:52.249	+4.563
6	1:49.267	+1.581
7	1:47.686	-
8	1:49.295	+1.609

(07) Jordan Isaak		
1	1:43.232	+5.683
2	1:40.131	+2.582
3	1:39.987	+2.438
4	1:39.860	+2.311
5	1:39.292	+1.743
6	1:37.549	-
7	1:37.920	+0.371
8	1:44.264	+6.715

(113) Roger Christensen		
p1	2:29.803	+49.938
2	1:46.349	+6.484
3	1:39.865	-
4	1:42.221	+2.356
5	2:05.667	+25.802
6	1:41.231	+1.366
7	1:43.214	+3.349
8	1:50.225	+10.360

(74) Richard Cote		
1	1:43.868	+0.812
2	1:44.269	+1.213
3	1:44.937	+1.881
4	1:45.219	+2.163
5	1:43.056	-
6	1:43.957	+0.901
7	1:44.760	+1.704

(118) Brian Taylor		
1	1:50.522	+4.709
2	1:45.813	-
3	1:46.611	+0.798
4	1:47.260	+1.447
5	1:46.848	+1.035
6	1:46.934	+1.121
7	1:46.389	+0.576
8	1:46.479	+0.666

(90) Ian Trip		
1	2:01.607	+14.015
2	1:52.576	+4.984
3	1:53.655	+6.063
4	1:53.300	+5.708
5	1:50.243	+2.651
6	1:50.803	+3.211
7	1:48.510	+0.918
8	1:47.592	-

(11) Andy Merakian		
--------------------	--	--

April Flowers Weekend

Novice Closed Wheel

Mission Raceway Park 2.120 Km

NCW Race

29/04/2006 02:50 PM

Race

(10) Noel Koehn

1	1:36.259	+0.130
2	1:39.541	+3.412
3	1:39.112	+2.983
4	1:39.746	+3.617
5	1:39.259	+3.130
6	1:38.334	+2.205
7	1:38.023	+1.894
8	1:38.148	+2.019
9	1:40.555	+4.426
10	1:37.512	+1.383
11	1:36.893	+0.764
12	1:36.129	-

7	1:51.462	+2.467
8	1:50.295	+1.300
9	1:49.262	+0.267
10	1:48.995	-
11	1:49.239	+0.244

(74) Richard Cote

1	2:08.238	+2.856
2	2:07.242	+1.860
3	2:05.382	-

(07) Jordan Isaak

1	1:46.416	+4.763
2	1:44.649	+2.996
3	1:42.620	+0.967
4	1:43.158	+1.505
5	1:42.116	+0.463
6	1:41.894	+0.241
7	1:42.243	+0.590
8	1:41.653	-
9	1:42.904	+1.251
10	1:42.151	+0.498
11	1:44.331	+2.678
12	1:43.795	+2.142

(118) Brian Taylor

1	1:56.380	+9.888
2	1:52.839	+6.347
3	1:50.380	+3.888
4	1:51.671	+5.179
5	1:50.486	+3.994
6	1:50.677	+4.185
7	1:47.453	+0.961
8	1:48.319	+1.827
9	1:48.354	+1.862
10	1:47.197	+0.705
11	1:46.492	-

(11) Andy Merakian

1	1:57.751	+9.349
2	1:55.214	+6.812
3	1:52.242	+3.840
4	1:50.318	+1.916
5	1:49.808	+1.406
6	1:49.921	+1.519
7	1:50.147	+1.745
8	1:50.783	+2.381
9	1:49.587	+1.185
10	1:48.402	-
11	1:49.641	+1.239

(90) Ian Trip

1	1:55.975	+6.980
2	2:00.023	+11.028
3	1:54.566	+5.571
4	1:52.294	+3.299
5	1:50.784	+1.789
6	1:49.055	+0.060




April Flowers Weekend


Open Wheel

OW & NOW Practice 1

Practice

Mission Raceway Park 2.120 Km

09/04/2005 10:05 AM



(18) Michael Lenson

1	1:44.826	+28.250
2	1:27.417	+10.841
3	1:19.637	+3.061
4	1:20.169	+3.593
5	1:17.133	+0.557
6	1:17.401	+0.825
7	1:17.411	+0.835
8	1:16.576	-
9	1:16.809	+0.233
10	1:18.378	+1.802
11	1:17.415	+0.839

(19) Al Ores

1	1:47.819	+20.698
2	1:38.712	+11.591
3	1:31.985	+4.864
4	1:29.144	+2.023
5	1:28.319	+1.198
6	1:27.858	+0.737
7	1:28.307	+1.186
8	1:29.123	+2.002
9	1:29.149	+2.028
10	1:27.121	-

(98) Ira Holland

1	1:43.757	+24.186
2	1:25.110	+5.539
3	1:23.045	+3.474
4	1:22.862	+3.291
5	1:20.816	+1.245
6	1:19.855	+0.284
7	1:20.055	+0.484
8	1:20.033	+0.462
9	1:20.528	+0.957
10	1:20.065	+0.494
11	1:19.571	-

(766) David Stenner

1	1:40.997	+11.603
2	1:43.207	+13.813
3	1:37.493	+8.099
4	1:31.154	+1.760
5	1:29.394	-
6	1:29.472	+0.078
7	1:32.273	+2.879
8	1:30.339	+0.945
9	1:30.565	+1.171

(89) Al Cruckshank

1	1:39.488	+17.166
2	1:31.178	+8.856
3	1:28.454	+6.132
4	1:26.409	+4.087
5	1:26.018	+3.696
6	1:24.463	+2.141
7	1:24.553	+2.231
8	1:24.301	+1.979
9	1:22.322	-
10	1:22.772	+0.450

(32) Pam Vidulich

1	1:49.810	+19.611
2	1:38.432	+8.233
3	1:34.192	+3.993
4	1:33.018	+2.819
5	1:31.307	+1.108
6	1:31.109	+0.910
7	1:31.531	+1.332
8	1:32.376	+2.177
9	1:30.199	-

(721) Robert Styan

1	1:50.156	+26.246
2	1:34.611	+10.701
3	1:28.303	+4.393
4	1:26.218	+2.308
5	1:27.198	+3.288
6	1:23.910	-
7	1:27.353	+3.443
8	1:24.586	+0.676
9	1:26.626	+2.716
10	1:25.005	+1.095

(6) Scott Arthur

1	1:46.011	+20.402
2	1:31.311	+5.702
3	1:27.985	+2.376
4	1:27.623	+2.014
5	1:27.677	+2.068
6	1:26.210	+0.601
7	1:25.609	-
8	1:27.446	+1.837
9	1:36.195	+10.586
10	1:26.011	+0.402



(18) Michael Lenson

1	1:38.342	+6.968
2	1:32.536	+1.162
3	1:32.039	+0.665
4	1:32.182	+0.808
5	1:31.374	-
6	1:32.017	+0.643

(98) Ira Holland

1	1:41.300	+6.031
2	1:35.269	-

(6) Scott Arthur

1	1:44.681	+4.981
2	1:41.724	+2.024
3	1:56.240	+16.540
4	1:40.126	+0.426
5	1:43.213	+3.513
6	1:39.700	-
7	1:41.046	+1.346
8	1:40.313	+0.613
9	1:40.942	+1.242

(19) Al Ores

1	1:50.910	+10.099
2	1:43.526	+2.715
3	1:44.855	+4.044
4	1:40.811	-

(766) David Stenner

1	1:50.985	+9.549
2	1:43.036	+1.600
3	1:44.554	+3.118
4	1:41.436	-
5	1:43.774	+2.338
6	1:41.837	+0.401
7	1:45.850	+4.414
8	1:44.072	+2.636

April Flowers Weekend

Open Wheel

Mission Raceway Park 2.120 Km

OW Race 1

29/04/2006 03:50 PM

Race

(18) Michael Lenson			5	1:34.431	+0.451
1	2:22.965	+49.424	6	1:33.980	-
2	1:36.931	+3.390	7	1:34.250	+0.270
3	1:35.084	+1.543	8	1:34.308	+0.328
4	1:34.602	+1.061	9	1:37.135	+3.155
5	1:34.171	+0.630	10	1:42.126	+8.146
6	1:33.541	-	p11	2:56.963	+1:22.983
7	1:33.727	+0.186	12	2:18.505	+44.525
8	1:34.331	+0.790	(89) Al Cruickshank		
9	1:34.952	+1.411	1	2:22.095	+37.660
10	1:35.867	+2.326	2	1:50.458	+6.023
11	1:35.667	+2.126	3	1:46.896	+2.461
12	1:35.814	+2.273	4	1:46.127	+1.692
(766) David Stenner			5	1:45.974	+1.539
1	2:21.706	+44.085	6	1:44.435	-
2	1:52.056	+14.435	p7	8:56.888	+7:12.453
3	1:40.946	+3.325	(6) Scott Arthur		
4	1:38.871	+1.250	1	2:21.934	+42.532
5	1:38.285	+0.664	2	1:42.068	+2.666
6	1:37.675	+0.054	3	1:40.178	+0.776
7	1:38.759	+1.138	4	1:40.548	+1.146
8	1:38.115	+0.494	5	1:40.208	+0.806
9	1:37.621	-	6	1:40.266	+0.864
10	1:38.715	+1.094	7	1:40.496	+1.094
11	1:38.027	+0.406	8	1:41.345	+1.943
12	1:38.134	+0.513	9	1:39.584	+0.182
(19) Al Ores			10	1:39.493	+0.091
1	2:22.589	+42.884	11	1:39.402	-
2	1:44.412	+4.707	12	1:40.121	+0.719
3	1:40.233	+0.528	(98) Ira Holland		
4	1:39.705	-	1	2:22.724	+48.744
5	1:39.794	+0.089	2	1:38.132	+4.152
6	1:40.620	+0.915	3	1:35.643	+1.663
7	1:41.549	+1.844	4	1:34.405	+0.425
8	1:40.837	+1.132			
9	1:39.886	+0.181			
10	1:40.316	+0.611			
11	1:40.594	+0.889			
12	1:39.888	+0.183			

Printed: 29/04/2006 04:32:36 PM

Licensed to: Sports Car Club of British Columbia

Steward

Chief of Timing & Scoring




Orbits 2

www.amb-it.com

www.mylaps.com

April Flowers Weekend

Open Wheel

Mission Raceway Park 2.120 Km

OW Practice 2

30/04/2006 09:45 AM

Practice

(18) Michael Lenson			5	1:24.988	+0.501
1	1:37.386	+21.837	6	1:24.487	-
2	1:21.999	+6.450	7	1:24.630	+0.143
3	1:18.147	+2.598	8	1:24.665	+0.178
4	1:17.296	+1.747	9	1:34.978	+10.491
5	1:16.487	+0.938	(19) Al Ores		
6	1:17.340	+1.791	1	1:37.434	+11.676
7	1:15.921	+0.372	2	1:27.197	+1.439
8	1:15.549	-	3	1:26.055	+0.297
9	1:16.651	+1.102	4	1:27.661	+1.903
10	1:16.263	+0.714	5	1:25.758	-
11	1:16.068	+0.519	6	1:27.883	+2.125
(98) Ira Holland			7	1:31.609	+5.851
1	1:38.370	+19.851	8	1:28.365	+2.607
2	1:22.342	+3.823	9	1:25.934	+0.176
3	1:20.576	+2.057	10	1:25.819	+0.061
4	1:20.974	+2.455	(766) David Stenner		
5	1:19.951	+1.432	1	2:23.217	+55.009
6	1:19.022	+0.503	2	1:29.632	+1.424
7	1:19.055	+0.536	3	1:28.773	+0.565
8	1:18.764	+0.245	4	1:28.577	+0.369
9	1:18.899	+0.380	5	1:28.788	+0.580
10	1:18.587	+0.068	6	1:28.658	+0.450
11	1:18.519	-	7	1:28.903	+0.695
(721) Robert Styran			8	1:32.729	+4.521
1	1:37.099	+15.227	9	1:28.208	-
2	1:35.409	+13.537	(89) Al Cruickshank		
3	1:25.158	+3.286	1	1:34.320	+10.696
4	1:23.174	+1.302	2	1:25.897	+2.273
5	1:21.872	-	3	1:24.759	+1.135
6	1:22.114	+0.242	4	1:23.624	-
7	1:23.371	+1.499	(32) Pam Vidulich		
8	1:21.944	+0.072	1	1:43.714	+19.369
9	1:22.458	+0.586	2	1:32.592	+8.247
10	1:22.857	+0.985	3	1:28.566	+4.221
(89) Al Cruickshank			4	1:28.536	+4.191
1	1:34.320	+10.696	5	1:29.680	+5.335
2	1:25.897	+2.273	6	1:28.627	+4.282
3	1:24.759	+1.135	7	1:26.737	+2.392
4	1:23.624	-	8	1:25.572	+1.227
(32) Pam Vidulich			9	1:24.426	+0.081
1	1:43.714	+19.369	10	1:24.345	-
2	1:32.592	+8.247	(6) Scott Arthur		
3	1:28.566	+4.221	1	1:34.340	+9.853
4	1:28.536	+4.191	2	1:26.648	+2.161
5	1:29.680	+5.335	3	1:25.983	+1.496
6	1:28.627	+4.282	4	1:24.947	+0.460
7	1:26.737	+2.392			
8	1:25.572	+1.227			
9	1:24.426	+0.081			
10	1:24.345	-			
(6) Scott Arthur					
1	1:34.340	+9.853			
2	1:26.648	+2.161			
3	1:25.983	+1.496			
4	1:24.947	+0.460			

Printed: 30/04/2006 10:05:04 AM

Licensed to: Sports Car Club of British Columbia

Steward

Chief of Timing & Scoring




Orbits 2

www.amb-it.com

www.mylaps.com

April Flowers Weekend

Open Wheel

Mission Raceway Park 2.120 Km

OW Qualify Race 2

30/04/2006 11:15 AM

Qualify

(18) Michael Lenson

1	1:28.955	+11.843
2	1:17.357	+0.245
3	1:17.415	+0.303
4	1:17.112	-
p5	2:28.030	+1:10.918
6	1:21.148	+4.036
7	1:17.725	+0.613

(32) Pam Vidulich

1	1:34.192	+9.214
2	1:25.794	+0.816
3	1:26.800	+1.822
4	1:28.567	+3.589
5	1:27.972	+2.994
6	1:26.459	+1.481
7	1:25.080	+0.102
8	1:24.978	-
9	1:25.853	+0.875
10	1:25.573	+0.595

(98) Ira Holland

1	1:28.882	+10.433
2	1:20.005	+1.556
3	1:19.016	+0.567
4	1:19.647	+1.198
5	1:18.549	+0.100
6	1:18.449	-
7	1:18.507	+0.058
8	1:20.534	+2.085

(766) David Stenner

1	1:34.501	+6.895
2	1:28.686	+1.080
3	1:27.606	-
4	1:36.812	+9.206
5	1:32.852	+5.246
6	1:29.200	+1.594
7	1:29.608	+2.002
8	1:30.646	+3.040
9	1:28.025	+0.419
10	1:27.708	+0.102

(721) Robert Styan

1	1:34.710	+15.308
2	1:23.098	+3.696
3	1:21.308	+1.906
4	1:20.789	+1.387
5	1:20.256	+0.854
6	1:21.779	+2.377
7	1:19.838	+0.436
8	1:19.402	-
9	1:27.066	+7.664
10	1:23.560	+4.158

(89) Al Cruckshank

1	1:33.699	+11.392
2	1:25.265	+2.958
3	1:23.325	+1.018
4	1:23.355	+1.048
5	1:22.307	-
6	1:23.250	+0.943
7	1:22.486	+0.179
8	1:22.493	+0.186

(6) Scott Arthur

1	1:33.119	+8.993
2	1:26.154	+2.028
3	1:24.560	+0.434
4	1:24.168	+0.042
5	1:24.335	+0.209
6	1:24.353	+0.227
7	1:24.146	+0.020
8	1:24.126	-
9	1:35.770	+11.644

(19) Al Ores

1	1:34.419	+10.092
2	1:25.591	+1.264
3	1:25.290	+0.963
4	1:24.806	+0.479
5	1:24.339	+0.012
6	1:24.327	-
7	1:24.746	+0.419




April Flowers Weekend

Open Wheel

Mission Raceway Park 2.120 Km

OW Race 2

30/04/2006 03:30 PM

Race

<u>(18) Michael Lenson</u>			7	1:24.424	+0.359
1	1:20.937	+5.614	8	1:24.650	+0.585
2	1:17.359	+2.036	9	1:24.737	+0.672
3	1:17.265	+1.942	10	1:24.383	+0.318
4	1:16.045	+0.722	11	1:24.346	+0.281
5	1:16.062	+0.739	12	1:24.065	-
6	1:16.379	+1.056	13	1:24.379	+0.314
7	1:16.115	+0.792	14	1:24.391	+0.326
8	1:15.828	+0.505	15	1:24.442	+0.377
9	1:15.891	+0.568	<u>(19) Al Ores</u>		
10	1:15.932	+0.609	1	1:28.924	+3.953
11	1:15.323	-	2	1:25.479	+0.508
12	1:15.422	+0.099	3	1:25.050	+0.079
13	1:15.577	+0.254	4	1:25.308	+0.337
14	1:15.703	+0.380	5	1:25.954	+0.983
15	1:15.563	+0.240	6	1:25.130	+0.159
16	1:15.494	+0.171	7	1:24.971	-
<u>(721) Robert Styan</u>			8	1:25.116	+0.145
1	1:24.229	+5.364	9	1:25.332	+0.361
2	1:20.772	+1.907	10	1:26.421	+1.450
3	1:20.383	+1.518	11	1:25.595	+0.624
4	1:19.808	+0.943	12	1:25.266	+0.295
5	1:19.346	+0.481	13	1:25.492	+0.521
6	1:19.583	+0.718	14	1:26.247	+1.276
7	1:19.108	+0.243	15	1:26.018	+1.047
8	1:18.865	-	<u>(32) Pam Vidulich</u>		
9	1:20.464	+1.599	1	2:35.484	+1:10.434
10	1:19.348	+0.483	2	17.161	-1:07.889
11	1:19.587	+0.722	3	1:25.050	-
12	1:19.271	+0.406	4	1:25.308	+0.258
13	1:19.583	+0.718	5	2:16.185	+51.135
14	1:19.208	+0.343	6	2:06.395	+41.345
15	1:19.465	+0.600	7	24.922	-1:00.128
16	1:19.475	+0.610	8	1:30.890	+5.840
<u>(98) Ira Holland</u>			9	1:28.921	+3.871
1	1:23.265	+4.056	10	1:30.717	+5.667
2	1:19.778	+0.569	11	1:29.920	+4.870
3	1:20.662	+1.453	12	1:28.375	+3.325
4	1:19.723	+0.514	13	1:28.934	+3.884
5	1:19.216	+0.007	14	1:27.625	+2.575
6	1:19.209	-	<u>(766) David Stenner</u>		
7	1:19.295	+0.086	1	1:30.106	-
8	1:19.555	+0.346			
9	1:19.439	+0.230			
10	1:20.377	+1.168			
11	1:23.597	+4.388			
12	1:24.396	+5.187			
13	1:22.957	+3.748			
14	1:22.603	+3.394			
15	1:22.384	+3.175			
16	1:21.827	+2.618			
<u>(6) Scott Arthur</u>					
1	1:28.266	+4.201			
2	1:25.335	+1.270			
3	1:25.409	+1.344			
4	1:24.880	+0.815			
5	1:24.802	+0.737			
6	1:24.747	+0.682			

Printed: 30/04/2006 04:12:03 PM

Licensed to: Sports Car Club of British Columbia

Steward

Chief of Timing & Scoring




Orbits 2

www.amb-it.com

www.mylaps.com

April Flowers Weekend

SOLO 1

Mission Raceway Park 2.120 Km

SOLO 1 Practice 1

09/04/2005 09:20 AM

Practice

(26) Karl Hunter			9	1:39.449	+12.515
1	1:43.443	+20.529	(31) Larry Sandham		
2	1:27.766	+4.852	1	1:28.435	+1.049
3	1:28.177	+5.263	2	1:27.386	-
4	1:29.020	+6.106	3	4:15.594	+2:48.208
5	1:22.914	-	(9) Paul Van Tassel		
6	1:29.724	+6.810	1	1:46.836	+17.558
7	1:34.466	+11.552	2	1:33.229	+3.951
8	1:30.223	+7.309	3	1:32.399	+3.121
9	1:25.709	+2.795	4	1:38.655	+9.377
10	1:23.204	+0.290	5	1:29.920	+0.642
(78) Campbell Carlyle			6	1:29.278	-
1	1:56.878	+33.095	7	1:34.560	+5.282
2	1:26.148	+2.365	8	1:41.239	+11.961
3	1:23.783	-	(8) Heather McKone		
4	1:31.705	+7.922	1	1:46.362	+14.518
5	1:34.175	+10.392	2	1:35.639	+3.795
6	1:24.909	+1.126	3	1:33.154	+1.310
7	1:24.050	+0.267	4	1:40.804	+8.960
8	1:28.927	+5.144	5	1:31.844	-
9	1:30.769	+6.986	6	1:35.303	+3.459
(2) ????			7	1:32.286	+0.442
1	1:38.916	+13.097	8	1:33.139	+1.295
2	1:30.318	+4.499	9	1:42.911	+11.067
3	1:32.635	+6.816	(36) Malcom McQueen		
p4	3:46.157	+2:20.338	1	1:58.134	+24.907
5	1:27.854	+2.035	2	1:33.886	+0.659
6	1:25.819	-	3	1:49.785	+16.558
7	1:39.400	+13.581	4	1:34.936	+1.709
8	1:42.014	+16.195	5	1:36.320	+3.093
(15) Sheridan Emyp			6	1:34.175	+0.948
1	1:44.945	+18.922	7	1:33.227	-
2	1:26.023	-	8	1:34.277	+1.050
3	1:32.188	+6.165	9	1:34.326	+1.099
4	1:29.695	+3.672	(29) Paula Canning		
5	1:28.185	+2.162	1	2:00.233	+18.091
(13) Jared Powell-Williams			2	1:44.359	+2.217
1	1:40.986	+14.451	3	1:44.430	+2.288
2	1:30.504	+3.969	4	1:46.244	+4.102
3	1:35.160	+8.625	5	1:43.787	+1.645
4	1:29.488	+2.953	6	1:43.775	+1.633
5	1:31.377	+4.842	7	1:42.142	-
6	1:26.535	-	8	1:45.804	+3.662
7	1:26.691	+0.156	(44) Art Dickenson		
8	1:26.835	+0.300	1	2:15.883	+25.993
9	1:32.137	+5.602	2	1:56.564	+6.674
10	1:27.430	+0.895	3	1:56.281	+6.391
(198) Bill Frizzle			4	1:54.651	+4.761
1	1:55.916	+28.982	5	1:49.890	-
2	1:34.538	+7.604	6	1:53.264	+3.374
3	1:31.509	+4.575			
4	1:31.456	+4.522			
5	1:33.806	+6.872			
6	1:29.842	+2.908			
7	1:26.934	-			
8	1:35.372	+8.438			

Printed: 29/04/2006 09:43:49 AM

Licensed to: Sports Car Club of British Columbia

Chief of Timing & Scoring

Orbits 2

Race Director

www.amb-it.com

www.mylaps.com

April Flowers Weekend

SOLO 1

Mission Raceway Park 2.120 Km

SOLO 1 Practice 2

29/04/2006 01:55 PM

Practice

(13) Jared Powell-Williams			4	1:52.494	+2.783
1	2:04.755	+25.665	5	1:50.611	+0.900
2	1:39.973	+0.883	6	2:01.253	+11.542
3	1:39.911	+0.821	7	1:49.711	-
4	1:39.090	-	8	1:51.712	+2.001
5	1:43.489	+4.399	(15) Sheridan Empy		
6	1:45.764	+6.674	1	1:58.851	+7.848
7	1:39.122	+0.032	2	1:58.099	+7.096
8	1:46.187	+7.097	3	1:56.840	+5.837
(31) Larry Sandham			4	1:52.488	+1.485
1	1:59.246	+20.099	5	1:51.309	+0.306
2	1:43.445	+4.298	6	1:57.980	+6.977
3	1:47.204	+8.057	7	1:51.003	-
4	1:41.131	+1.984	8	1:55.805	+4.802
5	1:45.105	+5.958	(198) Bill Frizzle		
6	1:45.493	+6.346	1	2:17.630	+20.093
7	1:39.147	-	2	2:03.754	+6.217
8	1:42.822	+3.675	3	1:57.571	+0.034
(2) Herb Ruppe			4	1:57.537	-
1	1:56.424	+13.710	5	1:59.435	+1.898
2	1:47.151	+4.437	6	1:58.633	+1.096
3	1:43.398	+0.684	7	2:01.409	+3.872
4	1:42.714	-	(29) Paula Canning		
p5	4:09.762	+2:27.048	1	2:25.529	+18.299
6	1:54.732	+12.018	2	2:12.205	+4.975
7	1:43.277	+0.563	3	2:13.095	+5.865
(78) Campbell Carlyle			4	2:19.862	+12.632
1	1:59.421	+14.153	5	2:15.355	+8.125
2	1:55.086	+9.818	6	2:14.836	+7.606
3	1:45.308	+0.040	7	2:07.230	-
4	1:49.208	+3.940	(36) Malcom McQueen		
5	1:52.953	+7.685	p1	4:14.760	+2:28.080
6	1:49.789	+4.521	2	1:55.020	+8.340
7	1:50.040	+4.772	3	1:52.254	+5.574
8	1:45.268	-	4	1:48.718	+2.038
(9) Paul Van Tassel			5	1:48.824	+2.144
1	2:00.634	+11.168	6	1:46.680	-
2	1:56.392	+6.926	(8) Heather McKone		
3	1:57.504	+8.038	1	1:57.850	+8.139
4	1:52.340	+2.874	2	1:54.874	+5.163
5	1:50.892	+1.426	3	1:57.541	+7.830
6	2:01.329	+11.863			
7	1:49.466	-			
8	1:52.275	+2.809			

Printed: 29/04/2006 02:17:05 PM

Licensed to: Sports Car Club of British Columbia

Steward

Chief of Timing & Scoring




Orbits 2

www.amb-it.com

www.mylaps.com

April Flowers Weekend

SOLO 1

Mission Raceway Park 2.120 Km

Timed Runs

29/04/2006 05:15 PM

Qualify

(13) Jared Powell-Williams

1	<u>1:41.259</u>	+9.964
2	<u>1:31.295</u>	-
3	<u>1:33.150</u>	+1.855
4	<u>1:32.386</u>	+1.091

(31) Larry Sandham

1	<u>1:50.582</u>	+16.695
2	<u>1:35.821</u>	+1.934
3	<u>1:34.314</u>	+0.427
4	<u>1:33.887</u>	-

(15) Sheridan Empey

1	<u>1:43.370</u>	+7.820
2	<u>1:36.711</u>	+1.161
3	<u>1:35.550</u>	-
4	<u>1:36.064</u>	+0.514

(2) Herb Ruppe

1	<u>1:59.978</u>	+23.473
2	<u>1:36.505</u>	-
3	<u>1:36.777</u>	+0.272

(9) Paul Van Tassel

1	<u>1:48.026</u>	+8.505
2	<u>1:40.258</u>	+0.737
3	<u>1:39.521</u>	-
4	<u>1:43.778</u>	+4.257

(78) Campbell Carlyle

1	<u>1:49.934</u>	+10.081
2	<u>1:40.057</u>	+0.204
3	<u>1:41.141</u>	+1.288
4	<u>1:39.853</u>	-

(36) Malcom McQueen

1	<u>1:52.678</u>	+12.477
2	<u>1:41.450</u>	+1.249
3	<u>1:40.201</u>	-
4	<u>1:40.914</u>	+0.713

(8) Heather McKone

1	<u>1:52.515</u>	+9.561
2	<u>1:44.161</u>	+1.207
3	<u>1:44.642</u>	+1.688
4	<u>1:42.954</u>	-

(29) Paula Canning

1	<u>2:07.382</u>	+12.483
2	<u>1:56.464</u>	+1.565
3	<u>1:55.563</u>	+0.664
4	<u>1:54.899</u>	-



April Flowers Weekend

Vintage

Mission Raceway Park 2.120 Km

Vintage Practice

04/30/06 09:00 AM

Practice

(75) Art Conner

1	1:47.484	+20.137
p2	2:37.109	+1:09.762
3	1:44.007	+16.660
4	1:27.347	-
5	1:30.101	+2.754
p6	4:54.959	+3:27.612
7	1:37.742	+10.395

(69) Roger Flescher

1	2:16.775	+41.713
2	1:41.454	+6.392
3	1:41.357	+6.295
4	1:39.628	+4.566
5	1:41.723	+6.661
6	1:41.369	+6.307
p7	4:12.978	+2:37.916
8	1:42.546	+7.484
9	1:35.062	-
10	1:35.590	+0.528

(8) Paul Kuckein

1	2:06.665	+37.900
2	1:47.020	+18.255
3	1:35.347	+6.582
4	1:34.916	+6.151
5	1:28.765	-

(106) Ivan Lessner

1	2:14.030	+35.599
2	1:45.108	+6.677
3	1:40.072	+1.641
4	1:38.436	+0.005
5	1:39.970	+1.539
6	1:39.901	+1.470
p7	4:15.486	+2:37.055
8	1:47.578	+9.147
9	1:38.431	-

(57) Tim Pickstone

1	2:07.039	+36.743
2	1:38.416	+8.120
3	1:31.898	+1.602
4	1:33.620	+3.324
5	1:30.296	-
6	1:31.027	+0.731
p7	4:43.742	+3:13.446

(921) Rachel Nelson

1	2:11.940	+26.903
2	1:50.245	+5.208
3	1:51.233	+6.196
4	1:47.845	+2.808
5	1:45.037	-
p6	5:01.961	+3:16.924
7	1:55.565	+10.528
8	1:46.969	+1.932

(38) Gunter Pichler

1	2:09.780	+38.417
2	1:51.206	+19.843
3	1:35.341	+3.978
4	1:33.151	+1.788
5	1:31.363	-
6	1:31.979	+0.616

(74) Mark Brown

1	2:13.583	-
---	----------	---

(120) Jim Latham

1	2:13.072	+40.255
2	1:48.541	+15.724
3	1:39.903	+7.086
4	1:41.560	+8.743
5	1:38.315	+5.498
p6	5:28.009	+3:55.192
7	1:44.688	+11.871
8	1:34.099	+1.282
9	1:32.817	-

(67) David Kunicki

1	2:23.076	-
---	----------	---

(50) Frank Winterlik

1	2:08.175	+34.382
p2	3:20.284	+1:46.491
3	1:44.561	+10.768
4	1:33.793	-
5	1:36.756	+2.963
p6	4:13.974	+2:40.181
7	1:41.009	+7.216
8	1:34.622	+0.829
9	1:34.247	+0.454

(246) Even Williams

1	2:03.872	+29.209
2	1:46.270	+11.607
3	1:35.197	+0.534
4	1:34.663	-
5	1:35.818	+1.155




April Flowers Weekend

Vintage

Mission Raceway Park 2.120 Km

Vintage Qualify

30/04/2006 12:00 PM

Qualify

(75) Art Conner			10	1:28.474	+2.857	5	1:38.165	+0.675
1	1:49.753	+31.157	(50) Frank Winterlik			6	1:39.013	+1.523
2	1:26.002	+7.406	1	1:47.827	+21.249	7	1:38.376	+0.886
3	1:21.892	+3.296	2	1:33.112	+6.534	8	1:37.490	-
4	1:21.048	+2.452	3	1:27.676	+1.098	9	1:39.186	+1.696
5	1:20.032	+1.436	4	1:27.945	+1.367	(921) Rachel Nelson		
6	1:18.596	-	5	1:26.578	-	1	1:59.866	+18.515
7	1:19.201	+0.605	6	1:26.637	+0.059	2	1:52.234	+10.883
8	1:19.186	+0.590	7	1:26.596	+0.018	3	1:43.634	+2.283
(8) Paul Kuckein			8	1:27.380	+0.802	4	1:43.688	+2.337
1	1:50.538	+28.860	9	1:26.868	+0.290	5	1:42.641	+1.290
2	2:00.888	+39.210	10	1:30.082	+3.504	6	1:44.174	+2.823
3	1:23.877	+2.199	(246) Even Williams			7	1:42.438	+1.087
4	1:29.212	+7.534	1	1:58.615	+28.840	8	1:41.351	-
5	1:21.678	-	2	1:40.998	+11.223			
(57) Tim Pickstone			3	1:34.262	+4.487			
1	1:49.313	+27.427	4	1:40.717	+10.942			
2	1:28.538	+6.652	5	1:31.262	+1.487			
3	1:23.809	+1.923	6	1:29.775	-			
4	1:24.103	+2.217	7	1:30.544	+0.769			
5	1:22.614	+0.728	8	1:31.137	+1.362			
6	1:24.484	+2.598	9	1:40.918	+11.143			
7	1:23.173	+1.287	(54) Peter Valkenburg					
8	1:21.886	-	1	1:50.992	+19.718			
9	1:24.572	+2.686	2	1:35.043	+3.769			
10	1:22.010	+0.124	3	1:33.803	+2.529			
(38) Gunter Pichler			4	1:32.146	+0.872			
1	1:57.411	+34.797	5	1:31.274	-			
2	1:36.675	+14.061	6	1:33.101	+1.827			
3	1:26.513	+3.899	7	1:33.037	+1.763			
4	1:35.200	+12.586	8	1:33.698	+2.424			
5	1:25.165	+2.551	9	1:32.015	+0.741			
6	1:22.614	-	(120) Jim Latham					
7	1:23.549	+0.935	1	1:46.768	+15.360			
8	1:25.019	+2.405	2	1:35.040	+3.632			
9	1:22.955	+0.341	3	1:32.713	+1.305			
(67) David Kunicki			4	1:32.698	+1.290			
1	1:42.111	+18.293	5	1:31.585	+0.177			
2	1:27.835	+4.017	p6	3:27.277	+1:55.869			
3	1:24.848	+1.030	7	1:39.650	+8.242			
4	1:25.504	+1.686	8	1:31.408	-			
5	1:23.818	-	(74) Mark Brown					
6	1:24.374	+0.556	1	1:54.253	+20.087			
7	1:26.880	+3.062	2	1:42.484	+8.318			
8	1:25.589	+1.771	3	1:38.294	+4.128			
9	1:26.179	+2.361	4	1:36.410	+2.244			
(69) Roger Flescher			5	1:35.131	+0.965			
1	1:49.181	+23.564	6	1:36.178	+2.012			
2	1:29.716	+4.099	7	1:34.869	+0.703			
3	1:27.115	+1.498	8	1:35.720	+1.554			
4	1:28.057	+2.440	9	1:34.166	-			
5	1:27.696	+2.079	(106) Ivan Lessner					
6	1:28.249	+2.632	1	1:53.481	+15.991			
7	1:28.348	+2.731	2	1:43.942	+6.452			
8	1:25.617	-	3	1:39.774	+2.284			
9	1:30.038	+4.421	4	1:39.174	+1.684			

Printed: 30/04/2006 12:22:14 PM

Licensed to: Sports Car Club of British Columbia

Steward

Chief of Timing & Scoring



Orbits 2

www.amb-it.com

www.mylaps.com

April Flowers Weekend

Vintage

Mission Raceway Park 2.120 Km

Vintage Race 1

30/04/2006 02:30 PM

Race

(75) Art Conner			13 1:24.348 +0.638	11 1:29.187 -	
1 1:26.802 +6.189			14 1:25.528 +1.818	12 1:30.521 +1.334	(921) Rachel Nelson
2 1:22.937 +2.324	(67) David Kunicki			13 1:32.293 +3.106	1 1:42.959 +9.172
3 1:21.399 +0.786	1 1:28.838 +4.463	(74) Mark Brown			2 1:42.473 +8.686
4 1:21.306 +0.693	2 1:26.286 +1.911	1 1:35.300 +6.277			3 1:45.037 +11.250
5 1:22.317 +1.704	3 1:25.816 +1.441	2 1:30.204 +1.181			4 1:46.022 +12.235
6 1:36.221 +15.608	4 1:25.599 +1.224	3 1:30.632 +1.609			5 1:44.837 +11.050
7 1:23.491 +2.878	5 1:24.864 +0.489	4 1:31.943 +2.920			6 1:43.054 +9.267
8 1:21.414 +0.801	6 1:25.352 +0.977	5 1:30.446 +1.423			7 1:42.037 +8.250
9 1:25.133 +4.520	7 1:24.375 -	6 1:29.359 +0.336			8 1:41.475 +7.688
10 1:20.613 -	8 1:26.230 +1.855	7 1:30.114 +1.091			9 1:42.197 +8.410
11 1:21.306 +0.693	9 1:26.820 +2.445	8 1:30.072 +1.049			10 1:37.843 +4.056
12 1:21.338 +0.725	10 1:31.137 +6.762	9 1:30.517 +1.494			11 1:38.680 +4.893
13 1:21.398 +0.785	11 1:30.413 +6.038	10 1:29.418 +0.395			12 1:33.787 -
14 1:21.329 +0.716	12 1:30.175 +5.800	11 1:29.023 -			
(57) Tim Pickstone	13 1:30.266 +5.891	12 1:31.316 +2.293			
1 1:30.915 +8.841	14 1:32.564 +8.189	13 1:31.644 +2.621			
2 1:23.663 +1.589	(50) Frank Winterlik				
3 1:22.701 +0.627	1 1:34.648 +9.705	(54) Peter Valkenburg			
4 1:24.265 +2.191	2 1:29.314 +4.371	1 1:35.606 +6.338			
5 1:22.938 +0.864	3 1:25.334 +0.391	2 1:32.617 +3.349			
6 1:24.984 +2.910	4 1:27.656 +2.713	3 1:29.814 +0.546			
7 1:23.388 +1.314	5 1:28.326 +3.383	4 1:31.870 +2.602			
8 1:23.233 +1.159	6 1:27.302 +2.359	5 1:30.704 +1.436			
9 1:25.633 +3.559	7 1:30.738 +5.795	6 1:29.268 -			
10 1:22.088 +0.014	8 1:28.071 +3.128	7 1:31.490 +2.222			
11 1:23.916 +1.842	9 1:27.246 +2.303	8 1:31.074 +1.806			
12 1:22.074 -	10 1:27.221 +2.278	9 1:30.860 +1.592			
13 1:22.232 +0.158	11 1:27.866 +2.923	10 1:30.300 +1.032			
14 1:27.828 +5.754	12 1:27.006 +2.063	11 1:32.180 +2.912			
(38) Gunter Pichler	13 1:28.368 +3.425	12 1:32.743 +3.475			
1 1:28.234 +6.251	14 1:24.943 -	13 1:30.094 +0.826			
2 1:23.110 +1.127	(69) Roger Flescher				
3 1:23.582 +1.599	1 1:34.472 +8.645	(120) Jim Latham			
4 1:28.352 +6.369	2 1:27.508 +1.681	1 1:39.006 +7.582			
5 1:24.144 +2.161	3 1:27.347 +1.520	2 1:31.548 +0.124			
6 1:24.301 +2.318	4 1:28.164 +2.337	3 1:31.746 +0.322			
7 1:22.909 +0.926	5 1:27.988 +2.161	4 1:31.535 +0.111			
8 1:21.983 -	6 1:27.394 +1.567	5 1:31.798 +0.374			
9 1:24.009 +2.026	7 1:30.471 +4.644	6 1:31.424 -			
10 1:24.138 +2.155	8 1:28.281 +2.454	7 1:32.137 +0.713			
11 1:25.025 +3.042	9 1:27.240 +1.413	8 1:31.921 +0.497			
12 1:23.849 +1.866	10 1:27.464 +1.637	9 1:31.609 +0.185			
13 1:22.909 +0.926	11 1:27.843 +2.016	10 1:33.586 +2.162			
14 1:24.810 +2.827	12 1:27.111 +1.284	11 1:32.711 +1.287			
(8) Paul Kuckein	13 1:28.201 +2.374	12 1:31.763 +0.339			
1 1:26.156 +2.446	14 1:25.827 -	13 1:32.289 +0.865			
2 1:24.970 +1.260	(246) Even Williams				
3 1:23.710 -	1 1:33.333 +4.146	(106) Ivan Lessner			
4 1:27.076 +3.366	2 1:30.626 +1.439	1 1:41.159 +4.834			
5 1:25.575 +1.865	3 1:29.295 +0.108	2 1:36.325 -			
6 1:24.295 +0.585	4 1:29.870 +0.683	3 1:37.825 +1.500			
7 1:26.498 +2.788	5 1:30.097 +0.910	4 1:38.380 +2.055			
8 1:26.064 +2.354	6 1:30.408 +1.221	5 1:38.777 +2.452			
9 1:31.888 +8.178	7 1:30.074 +0.887	6 1:39.851 +3.526			
10 1:26.293 +2.583	8 1:31.608 +2.421	7 1:38.723 +2.398			
11 1:30.049 +6.339	9 1:31.721 +2.534	8 1:40.299 +3.974			
12 1:25.284 +1.574	10 1:31.498 +2.311	9 1:39.040 +2.715			
		10 1:39.996 +3.671			
		11 1:38.253 +1.928			
		12 1:38.259 +1.934			

Printed: 30/04/2006 03:16:44 PM

Licensed to: Sports Car Club of British Columbia

Steward

Chief of Timing & Scoring



Orbits 2

www.amb-it.com

www.mylaps.com

April Flowers Weekend

Vintage

Mission Raceway Park 2.120 Km

Vintage Race 2

30/04/2006 04:30 PM

Race

(75) Art Conner			13	1:28.142	-	(921) Rachel Nelson		
1	1:28.190	+7.281	(50) Frank Winterlik			1	1:44.999	+10.203
2	1:23.075	+2.166	1	1:33.651	+5.668	2	1:38.778	+3.982
3	1:22.141	+1.232	2	1:28.618	+0.635	3	1:36.978	+2.182
4	1:23.639	+2.730	3	1:29.675	+1.692	4	1:36.881	+2.085
5	1:26.973	+6.064	4	1:27.983	-	5	1:36.737	+1.941
6	1:22.706	+1.797	5	1:29.532	+1.549	6	1:40.580	+5.784
7	1:24.398	+3.489	6	1:28.946	+0.963	7	1:36.320	+1.524
8	1:22.917	+2.008	7	1:29.560	+1.577	8	1:35.344	+0.548
9	1:23.043	+2.134	8	1:29.862	+1.879	9	1:35.410	+0.614
10	1:22.153	+1.244	9	1:30.151	+2.168	10	1:34.796	-
11	1:20.909	-	10	1:30.934	+2.951	11	1:35.301	+0.505
12	1:21.909	+1.000	11	1:29.741	+1.758	12	1:40.688	+5.892
13	1:21.858	+0.949	12	1:28.657	+0.674	(106) Ivan Lessner		
14	1:21.730	+0.821	13	1:29.954	+1.971	p1	2:22.143	+47.630
(8) Paul Kuckein			(74) Mark Brown			2	1:41.837	+7.324
1	1:26.741	+4.491	1	1:32.829	+4.256	3	1:38.223	+3.710
2	1:23.519	+1.269	2	1:28.573	-	4	1:36.141	+1.628
3	1:22.250	-	3	1:29.849	+1.276	5	1:35.943	+1.430
4	1:24.627	+2.377	4	1:29.941	+1.368	6	1:37.353	+2.840
5	1:25.637	+3.387	5	1:29.959	+1.386	7	1:37.216	+2.703
6	1:24.630	+2.380	6	1:28.735	+0.162	8	1:34.513	-
7	1:23.941	+1.691	7	1:29.832	+1.259	9	1:37.961	+3.448
8	1:23.620	+1.370	8	1:28.579	+0.006	10	1:36.864	+2.351
9	1:22.770	+0.520	9	1:30.029	+1.456	11	1:38.372	+3.859
10	1:22.282	+0.032	10	1:31.494	+2.921	(54) Peter Valkenburg		
11	1:22.549	+0.299	11	1:29.187	+0.614	1	1:34.828	+5.246
12	1:22.264	+0.014	12	1:29.628	+1.055	2	1:29.759	+0.177
13	1:22.540	+0.290	13	1:32.468	+3.895	3	1:30.450	+0.868
14	1:24.543	+2.293	(54) Peter Valkenburg			4	1:29.582	-
(57) Tim Pickstone			1	1:34.828	+5.246	5	1:29.912	+0.330
1	1:28.689	+6.415	2	1:29.759	+0.177	6	1:30.690	+1.108
2	1:23.661	+1.387	3	1:30.450	+0.868	7	1:30.302	+0.720
3	1:23.191	+0.917	4	1:29.582	-	8	1:32.535	+2.953
4	1:24.548	+2.274	5	1:29.912	+0.330	9	1:30.573	+0.991
5	1:24.483	+2.209	6	1:30.690	+1.108	10	1:30.644	+1.062
6	1:23.988	+1.714	7	1:30.302	+0.720	11	1:31.011	+1.429
7	1:23.773	+1.499	8	1:32.535	+2.953	12	1:31.023	+1.441
8	1:23.850	+1.576	9	1:30.573	+0.991	13	1:30.794	+1.212
9	1:22.790	+0.516	10	1:30.644	+1.062	(120) Jim Latham		
10	1:22.274	-	11	1:31.011	+1.429	1	1:36.454	+6.361
11	1:22.567	+0.293	12	1:31.023	+1.441	2	1:31.288	+1.195
12	1:22.866	+0.592	13	1:30.794	+1.212	3	1:30.805	+0.712
13	1:27.868	+5.594	(120) Jim Latham			4	1:30.345	+0.252
14	1:32.106	+9.832	1	1:36.454	+6.361	5	1:30.093	-
(69) Roger Flescher			2	1:31.288	+1.195	6	1:30.932	+0.839
1	1:29.955	+1.813	3	1:30.805	+0.712	7	1:31.599	+1.506
2	1:29.185	+1.043	4	1:30.345	+0.252	8	1:30.643	+0.550
3	1:31.131	+2.989	5	1:30.093	-	9	1:32.154	+2.061
4	1:28.565	+0.423	6	1:30.932	+0.839	10	1:34.186	+4.093
5	1:30.014	+1.872	7	1:31.599	+1.506	11	1:33.020	+2.927
6	1:28.780	+0.638	8	1:30.643	+0.550	12	1:32.426	+2.333
7	1:29.797	+1.655	9	1:32.154	+2.061	13	1:30.876	+0.783
8	1:29.433	+1.291	10	1:34.186	+4.093			
9	1:30.573	+2.431	11	1:33.020	+2.927			
10	1:29.888	+1.746	12	1:32.426	+2.333			
11	1:30.682	+2.540	13	1:30.876	+0.783			
12	1:28.400	+0.258						

Printed: 30/04/2006 05:06:42 PM

Licensed to: Sports Car Club of British Columbia

Steward

Chief of Timing & Scoring



Orbits 2

www.amb-it.com

www.mylaps.com

April Flowers Weekend

West Coast Challenge

Mission Raceway Park 2.120 Km

WSC Practice

29/04/2006 10:50 AM

Practice

(07) Morgan Mansfield			3	1:28.245	-
1	1:22.238	+4.598	4	1:28.445	+0.200
2	1:19.046	+1.406	5	1:28.650	+0.405
3	1:18.714	+1.074	6	1:29.337	+1.092
4	1:17.901	+0.261	p7	1:45.580	+17.335
5	1:17.640	-	8	1:45.798	+17.553
6	1:22.549	+4.909	(6) Skinner Kevin Skinner John P		
7	1:20.213	+2.573	1	1:53.290	+15.081
8	1:23.796	+6.156	2	1:43.868	+5.659
9	1:19.143	+1.503	3	1:38.209	-
(02) Watson Harry Pearson Tracy			4	1:41.394	+3.185
1	1:33.391	+13.543	(15) Ryan Ennis		
2	1:22.151	+2.303	1	1:44.391	+22.956
3	1:20.461	+0.613	2	1:29.099	+7.664
4	1:19.848	-	3	1:23.208	+1.773
5	1:22.591	+2.743	4	1:21.673	+0.238
6	1:23.387	+3.539	5	1:22.174	+0.739
7	1:21.324	+1.476	6	1:21.435	-
(15) Ryan Ennis			(721) Robert Styan		
1	1:44.391	+22.956	1	1:34.431	+12.566
2	1:29.099	+7.664	2	1:25.207	+3.342
3	1:23.208	+1.773	3	1:23.966	+2.101
4	1:21.673	+0.238	4	1:23.376	+1.511
5	1:22.174	+0.739	5	1:22.387	+0.522
6	1:21.435	-	6	1:26.805	+4.940
(721) Robert Styan			7	1:26.025	+4.160
1	1:34.431	+12.566	8	1:21.865	-
2	1:25.207	+3.342	9	1:23.580	+1.715
3	1:23.966	+2.101	(118) Larry Bell		
4	1:23.376	+1.511	1	1:39.704	+16.462
5	1:22.387	+0.522	2	1:25.765	+2.523
6	1:26.805	+4.940	3	1:25.277	+2.035
7	1:26.025	+4.160	4	1:25.980	+2.738
8	1:21.865	-	5	1:24.094	+0.852
9	1:23.580	+1.715	6	1:26.094	+2.852
(118) Larry Bell			7	1:23.910	+0.668
1	1:39.704	+16.462	8	1:23.242	-
2	1:25.765	+2.523	9	1:24.453	+1.211
3	1:25.277	+2.035	10	1:26.033	+2.791
4	1:25.980	+2.738	(168) Tim Rosche		
5	1:24.094	+0.852	1	1:39.985	+12.132
6	1:26.094	+2.852	2	1:31.899	+4.046
7	1:23.910	+0.668	3	1:28.074	+0.221
8	1:23.242	-	4	1:27.853	-
9	1:24.453	+1.211	5	1:31.063	+3.210
10	1:26.033	+2.791	(29) Skinner Kevin Skinner Peter		
(168) Tim Rosche			1	1:44.802	+16.557
1	1:39.985	+12.132	2	1:30.451	+2.206
2	1:31.899	+4.046	(29) Skinner Kevin Skinner Peter		
3	1:28.074	+0.221	1	1:44.802	+16.557
4	1:27.853	-	2	1:30.451	+2.206
5	1:31.063	+3.210	(29) Skinner Kevin Skinner Peter		
(29) Skinner Kevin Skinner Peter			1	1:44.802	+16.557
1	1:44.802	+16.557	2	1:30.451	+2.206
2	1:30.451	+2.206	(29) Skinner Kevin Skinner Peter		

April Flowers Weekend

West Coast Challenge

Mission Raceway Park 2.120 Km

WSC Qualify 1

29/04/2006 02:20 PM

Qualify

(32) Arthur Scott Williams Bob

1	1:40.379	+3.835
2	1:36.605	+0.061
3	1:36.544	-

(168) Tim Rosche

1	1:57.100	+17.617
2	1:43.169	+3.686
3	1:42.134	+2.651
4	1:39.971	+0.488
5	1:39.615	+0.132
6	1:40.300	+0.817
7	1:39.806	+0.323
8	1:40.375	+0.892
9	1:39.797	+0.314
10	1:39.483	-
11	1:40.651	+1.168

(6) Skinner Kevin Skinner John P

p1	2:18.986	+36.529
2	1:47.323	+4.866
p3	2:24.276	+41.819
4	1:44.148	+1.691
5	1:42.457	-
p6	2:20.674	+38.217
7	1:44.254	+1.797

(90) Keith Robinson

1	1:51.723	+7.650
2	1:52.944	+8.871
3	1:45.204	+1.131
4	1:44.073	-
5	1:44.858	+0.785

(29) Skinner Kevin Skinner Peter

1	2:06.057	+18.092
2	2:00.387	+12.422
3	1:56.861	+8.896
4	1:54.374	+6.409
5	1:56.854	+8.889
p6	2:51.893	+1:03.928
7	1:54.581	+6.616
8	1:49.862	+1.897
9	1:48.315	+0.350
10	1:47.965	-

(62) Chris Field

1	1:59.035	+7.961
p2	2:56.193	+1:05.119
3	1:54.755	+3.681
p4	3:59.453	+2:08.379
5	1:56.565	+5.491
6	1:51.074	-
7	1:53.951	+2.877



April Flowers Weekend

West Coast Challenge

Mission Raceway Park 2.120 Km

WSC Qualify 2

30/04/2006 10:30 AM

Qualify

(17) Morgan Mansfield			7	1:26.999	+1.052
1	1:26.808	+10.333	p8	2:06.335	+40.388
2	1:19.566	+3.091	9	1:31.278	+5.331
3	1:21.079	+4.604	(168) Tim Rosche		
4	1:17.370	+0.895	1	1:35.227	+7.352
5	1:19.314	+2.839	2	1:29.658	+1.783
6	1:17.124	+0.649	3	1:30.658	+2.783
7	1:16.930	+0.455	4	1:29.724	+1.849
8	1:17.147	+0.672	5	1:27.875	-
9	1:16.475	-	(90) Keith Robinson		
10	1:16.813	+0.338	1	1:36.268	+8.337
(7) David Savelle Peck			2	1:29.770	+1.839
1	1:30.224	+13.538	3	1:29.268	+1.337
2	1:23.380	+6.694	4	1:29.044	+1.113
3	1:19.370	+2.684	5	1:28.633	+0.702
4	1:18.332	+1.646	6	1:28.903	+0.972
5	1:19.030	+2.344	7	1:27.931	-
6	1:17.423	+0.737	(32) Arthur Scott Williams Bob		
7	1:17.371	+0.685	1	1:37.358	+9.286
8	1:18.417	+1.731	2	1:28.584	+0.512
9	1:16.847	+0.161	3	1:28.072	-
10	1:16.686	-	4	1:29.420	+1.348
11	1:16.772	+0.086	5	1:30.347	+2.275
(02) Watson Harry Pearson Tracy			6	1:29.627	+1.555
1	1:29.320	+10.737	7	1:32.278	+4.206
2	1:20.715	+2.132	8	1:30.366	+2.294
3	1:19.999	+1.416	9	1:35.425	+7.353
4	1:18.583	-	(79) Marc Ramsey		
5	1:20.870	+2.287	p1	3:36.044	+2:06.610
6	1:20.050	+1.467	2	1:29.434	-
7	1:19.652	+1.069	p3	7:16.720	+5:47.286
8	1:20.923	+2.340	4	1:30.791	+1.357
9	1:20.866	+2.283	(62) Chris Field		
10	1:19.863	+1.280	1	1:39.126	+7.101
(721) Robert Slyan			2	1:32.922	+0.897
1	1:34.791	+13.949	p3	4:40.857	+3:08.832
2	1:26.849	+6.007	4	1:38.714	+6.689
3	1:25.619	+4.777	5	1:32.513	+0.488
4	1:24.366	+3.524	6	1:32.025	-
5	1:22.135	+1.293	(07) Jordan Isaak		
6	1:23.259	+2.417	1	1:41.304	+7.377
7	1:21.931	+1.089	2	1:34.075	+0.148
8	1:20.842	-	3	1:33.932	+0.005
9	1:20.953	+0.111	4	1:34.495	+0.568
10	1:26.248	+5.406	5	1:34.205	+0.278
(118) Larry Bell			6	1:33.927	-
1	1:24.170	+0.874	7	1:34.414	+0.487
2	1:24.401	+1.105	8	1:34.158	+0.231
3	1:23.296	-	9	1:34.166	+0.239
(6) Skinner Kevin Skinner John P					
1	1:35.033	+9.086			
2	1:28.559	+2.612			
3	1:26.910	+0.963			
4	1:26.189	+0.242			
5	1:25.947	-			
6	1:26.765	+0.818			

Printed: 30/04/2006 10:51:40 AM

Licensed to: Sports Car Club of British Columbia

Steward

Chief of Timing & Scoring




Orbits 2

www.amb-it.com

www.mylaps.com

April Flowers Weekend

West Coast Challenge

Mission Raceway Park 2.120 Km

WSC Race

30/04/2006 01:15 PM

Race

(7) David Savelle Peck			14	1:19.389	+2.545	29	1:19.122	+1.588	16	1:28.550	+0.767
1	1:23.326	+6.534	15	1:17.796	+0.952	30	1:18.765	+1.231	17	1:31.393	+3.610
2	1:19.787	+2.995	16	1:17.655	+0.811	31	1:18.919	+1.385	18	1:29.042	+1.259
3	1:18.818	+2.026	p17	2:41.751	+1:24.907	32	1:18.486	+0.952	19	1:28.503	+0.720
4	1:17.692	+0.900	18	1:22.109	+5.265	33	1:18.775	+1.241	20	1:29.203	+1.420
5	1:18.289	+1.497	19	1:17.850	+1.006	34	1:19.586	+2.052	21	2:46.823	+1:19.040
6	1:18.955	+2.163	20	1:17.917	+1.073	35	1:19.472	+1.938	22	1:31.476	+3.693
7	1:19.415	+2.623	21	1:17.536	+0.692	36	1:20.711	+3.177	23	1:29.100	+1.317
8	1:17.984	+1.192	22	1:18.865	+2.021	37	1:19.718	+2.184	24	1:28.998	+1.215
9	1:19.090	+2.298	23	1:18.950	+2.106	38	1:21.276	+3.742	25	1:29.013	+1.230
10	1:18.123	+1.331	24	1:17.485	+0.641	39	1:19.941	+2.407	26	1:27.783	-
11	1:18.144	+1.352	25	1:19.102	+2.258	40	1:19.658	+2.124	27	1:28.793	+1.010
12	1:17.977	+1.185	26	1:19.285	+2.441	41	1:20.701	+3.167	28	1:28.746	+0.963
p13	2:48.646	+1:31.854	27	1:21.438	+4.594	42	1:19.249	+1.715	29	1:30.237	+2.454
14	1:21.637	+4.845	28	1:17.356	+0.512	43	1:19.460	+1.926	30	1:28.736	+0.953
15	1:17.443	+0.651	29	1:17.006	+0.162	44	1:19.675	+2.141	31	1:29.118	+1.335
16	1:17.950	+1.158	30	1:17.919	+1.075	(721) Robert Styran			32	1:29.450	+1.667
17	1:18.879	+2.087	31	1:17.174	+0.330	1	1:25.436	+5.781	33	1:29.006	+1.223
18	1:19.083	+2.291	32	1:17.993	+1.149	2	1:22.409	+2.754	34	1:29.167	+1.384
19	1:17.494	+0.702	33	1:17.310	+0.466	3	1:23.091	+3.436	35	1:29.629	+1.846
20	1:18.268	+1.476	34	1:17.071	+0.227	4	1:23.376	+3.721	36	1:29.774	+1.991
21	1:16.951	+0.159	35	1:17.280	+0.436	5	1:21.924	+2.269	37	1:29.926	+2.143
22	1:18.357	+1.565	36	1:17.058	+0.214	6	1:22.423	+2.768	38	1:28.777	+0.994
23	1:17.061	+0.269	37	1:17.794	+0.950	7	1:25.210	+5.555	39	1:28.944	+1.161
24	1:16.792	-	38	1:17.716	+0.872	8	1:25.726	+6.071	40	1:29.463	+1.680
25	1:18.399	+1.607	39	1:16.844	-	9	1:23.986	+4.331	(118) Larry Bell		
26	1:18.391	+1.599	40	1:18.217	+1.373	10	1:23.214	+3.559	1	1:26.779	+3.534
27	1:18.584	+1.792	41	1:17.643	+0.799	11	1:22.955	+3.300	2	1:23.245	-
28	1:18.165	+1.373	42	1:19.566	+2.722	12	1:23.431	+3.776	3	1:25.109	+1.864
29	1:17.813	+1.021	43	1:17.154	+0.310	13	1:23.460	+3.805	4	1:24.654	+1.409
30	1:18.283	+1.491	44	1:17.754	+0.910	14	1:22.847	+3.192	5	1:24.707	+1.462
31	1:17.253	+0.461	45	1:17.713	+0.869	15	1:22.961	+3.306	6	1:25.236	+1.991
32	1:17.459	+0.667	(02) Watson Harry Pearson Tracy			16	1:22.210	+2.555	7	1:25.926	+2.681
33	1:18.068	+1.276	1	1:24.287	+6.753	17	1:23.016	+3.361	8	1:26.295	+3.050
34	1:17.383	+0.591	2	1:19.974	+2.440	18	1:24.085	+4.430	9	1:25.904	+2.659
35	1:17.505	+0.713	3	1:18.743	+1.209	19	1:22.907	+3.252	10	1:25.323	+2.078
36	1:17.605	+0.813	4	1:17.534	-	20	1:24.898	+5.243	11	1:25.027	+1.782
37	1:18.079	+1.287	5	1:18.895	+1.361	p21	2:38.453	+1:18.798	12	1:25.259	+2.014
38	1:17.382	+0.590	6	1:19.194	+1.660	22	1:29.529	+9.874	13	1:25.727	+2.482
39	1:16.909	+0.117	7	1:20.063	+2.529	23	1:21.342	+1.687	14	1:26.299	+3.054
40	1:17.060	+0.268	8	1:18.108	+0.574	24	1:21.436	+1.781	15	1:25.378	+2.133
41	1:17.147	+0.355	9	1:20.432	+2.898	25	1:20.665	+1.010	16	1:26.050	+2.805
42	1:17.597	+0.805	10	1:19.429	+1.895	26	1:20.334	+0.679	17	1:26.195	+2.950
43	1:18.142	+1.350	11	1:18.700	+1.166	27	1:20.332	+0.677	18	1:26.807	+3.562
44	1:17.249	+0.457	12	1:19.132	+1.598	28	1:19.961	+0.306	19	1:25.290	+2.045
45	1:18.053	+1.261	13	1:19.864	+2.330	29	1:20.531	+0.876	20	1:26.277	+3.032
(17) Morgan Mansfield			14	1:19.175	+1.641	30	1:20.958	+1.303	21	1:25.682	+2.437
1	1:20.927	+4.083	15	1:21.035	+3.501	31	1:19.922	+0.267	22	1:25.606	+2.361
2	1:21.432	+4.588	16	1:19.852	+2.318	32	1:20.515	+0.860	23	1:25.450	+2.205
3	1:18.571	+1.727	17	1:21.234	+3.700	33	1:20.398	+0.743	24	1:25.559	+2.314
4	1:17.965	+1.121	18	1:21.628	+4.094	34	1:20.339	+0.684	25	1:25.683	+2.438
5	1:19.081	+2.237	19	1:23.550	+6.016	35	1:19.911	+0.256	26	1:25.046	+1.801
6	1:20.048	+3.204	p20	3:34.428	+2:16.894	36	1:19.655	-	27	1:25.590	+2.345
7	1:19.342	+2.498	21	1:27.792	+10.258	37	1:19.999	+0.344	28	1:24.984	+1.739
8	1:18.133	+1.289	22	1:22.433	+4.899	38	1:20.197	+0.542	29	1:25.806	+2.561
9	1:19.318	+2.474	23	1:19.626	+2.092	39	1:21.062	+1.407	30	1:26.571	+3.326
10	1:20.135	+3.291	24	1:20.167	+2.633	40	1:20.307	+0.652	p31	2:41.209	+1:17.964
11	1:17.764	+0.920	25	1:19.418	+1.884	41	1:22.366	+2.711	32	1:28.449	+5.204
12	1:17.689	+0.845	26	1:20.384	+2.850	42	1:19.943	+0.288	33	1:25.681	+2.436
13	1:18.405	+1.561	27	1:19.555	+2.021	43	1:20.230	+0.575	34	1:25.618	+2.373
			28	1:19.865	+2.331	44	1:40.665	+21.010	35	1:25.220	+1.975
						(90) Keith Robinson					
						1	1:29.598	+1.815			
						2	1:28.420	+0.637			
						3	1:29.714	+1.931			
						4	1:30.305	+2.522			
						5	1:30.869	+3.086			
						6	1:28.664	+0.881			
						7	1:28.863	+1.080			
						8	1:29.688	+1.905			
						9	1:28.394	+0.611			
						10	1:29.302	+1.519			
						11	1:29.116	+1.333			
						12	1:28.688	+0.905			
						13	1:28.572	+0.789			
						14	1:28.649	+0.866			
						15	1:29.111	+1.328			

Printed: 30/04/2006 02:22:33 PM

Licensed to: Sports Car Club of British Columbia

Steward

Chief of Timing & Scoring



Orbits 2

www.amb-it.com

www.mylaps.com

April Flowers Weekend

West Coast Challenge

Mission Raceway Park 2.120 Km

WSC Race

30/04/2006 01:15 PM

Race

36	1:25.823	+2.578	16	1:26.799	-	37	1:28.939	+0.632	18	1:33.700	+1.068
37	1:25.339	+2.094	p17	1:43.703	+16.904	38	1:29.401	+1.094	19	1:35.255	+2.623
38	1:29.928	+6.683	18	1:32.293	+5.494	39	1:28.307	-	20	1:36.229	+3.597
39	1:57.912	+34.667	19	1:27.802	+1.003				21	1:34.360	+1.728
			p20	1:44.313	+17.514				22	1:36.144	+3.512
(29) Skinner Kevin Skinner Peter			p21	3:26.501	+1:59.702	(168) Tim Rosche			23	1:33.479	+0.847
1	1:34.656	+7.486	22	1:37.584	+10.785	1	1:29.676	+3.526	24	1:33.991	+1.359
2	1:29.920	+2.750	23	1:31.009	+4.210	2	1:28.511	+2.361	25	1:33.829	+1.197
3	1:29.151	+1.981	24	1:30.553	+3.754	3	1:29.559	+3.409	26	1:34.276	+1.644
4	1:28.874	+1.704	25	1:28.953	+2.154	4	1:29.519	+3.369	27	1:34.048	+1.416
5	1:29.140	+1.970	26	1:28.654	+1.855	5	1:29.019	+2.869	28	1:34.182	+1.550
6	1:28.725	+1.555	27	1:28.564	+1.765	6	1:28.412	+2.262	29	1:34.018	+1.386
7	1:28.669	+1.499	28	1:29.907	+3.108	7	1:28.458	+2.308	30	1:34.794	+2.162
8	1:29.598	+2.428	29	1:28.447	+1.648	8	1:28.651	+2.501	31	1:34.804	+2.172
9	1:28.279	+1.109	30	1:30.176	+3.377	9	1:29.081	+2.931	32	1:35.376	+2.744
10	1:27.892	+0.722	31	1:29.486	+2.687	10	1:29.216	+3.066	33	1:34.785	+2.153
11	1:29.106	+1.936	32	1:28.865	+2.066	11	1:28.343	+2.193	34	1:36.067	+3.435
12	1:28.238	+1.068	33	1:29.891	+3.092	12	1:28.964	+2.814	35	1:33.364	+0.732
13	1:28.285	+1.115	34	1:29.730	+2.931	13	1:27.898	+1.748	36	1:33.673	+1.041
14	1:28.477	+1.307	35	1:29.831	+3.032	14	1:28.610	+2.460	37	1:34.378	+1.746
15	1:52.837	+25.667	36	1:29.129	+2.330	15	1:28.557	+2.407	38	1:34.692	+2.060
16	1:31.385	+4.215	37	1:27.661	+0.862	16	1:28.839	+2.689			
17	1:29.151	+1.981	38	1:28.899	+2.100	17	1:28.275	+2.125			
18	1:28.240	+1.070	39	1:28.711	+1.912	18	1:26.780	+0.630			
19	1:27.979	+0.809				19	1:28.097	+1.947	(06) Skinner Kevin Skinner John P		
20	1:30.284	+3.114	(62) Chris Field			p20	2:43.969	+1:17.819	1	1:33.615	+7.726
p21	2:57.503	+1:30.333	1	1:33.795	+5.488	21	1:30.566	+4.416	p2	1:36.357	+17:10.468
22	1:34.113	+6.943	2	1:32.061	+3.754	p22	1:42.964	+16.814	3	1:30.726	+4.837
23	1:30.372	+3.202	3	1:32.005	+3.698	23	1:29.929	+3.779	4	1:25.889	-
24	1:27.857	+0.687	4	1:34.091	+5.784	24	1:27.087	+0.937	5	1:26.216	+0.327
25	1:27.840	+0.670	5	1:34.854	+6.547	25	1:26.150	-	6	1:26.693	+0.804
26	1:28.020	+0.850	6	1:35.747	+7.440	26	1:27.579	+1.429	7	1:26.995	+1.106
27	1:28.282	+1.112	7	1:34.343	+6.036	p27	1:45.245	+19.095	8	1:26.795	+0.906
28	1:28.371	+1.201	8	1:34.330	+6.023	28	1:29.986	+3.836	9	1:28.221	+2.332
29	1:28.243	+1.073	9	1:32.965	+4.658	29	1:28.225	+2.075	10	1:27.695	+1.806
30	1:27.170	-	10	1:32.711	+4.404	30	1:28.585	+2.435	11	1:27.366	+1.477
31	1:27.651	+0.481	11	1:32.398	+4.091	31	1:28.990	+2.840	12	1:26.935	+1.046
32	1:27.369	+0.199	12	1:32.495	+4.188	p32	2:39.268	+1:13.118	13	1:28.969	+3.080
33	1:27.349	+0.179	13	1:31.045	+2.738	p33	2:30.345	+1:04.195	p14	2:34.357	+1:08.468
34	1:27.908	+0.738	14	1:31.066	+2.759	34	1:31.669	+5.519	15	1:30.933	+5.044
p35	2:08.495	+41.325	15	1:31.302	+2.995	35	1:28.566	+2.416	16	1:27.353	+1.464
36	1:31.799	+4.629	16	1:30.752	+2.445	36	1:28.088	+1.938	17	1:27.569	+1.680
37	1:29.485	+2.315	17	1:30.303	+1.996	37	1:28.735	+2.585	18	1:29.611	+3.722
38	1:27.728	+0.558	18	1:31.162	+2.855	38	1:29.726	+3.576	19	1:27.848	+1.959
39	1:27.963	+0.793	19	1:30.476	+2.169				20	1:29.098	+3.209
			20	1:30.187	+1.880	(07) Jordan Isaak			21	1:28.589	+2.700
			21	1:29.612	+1.305	1	1:36.835	+4.203	22	1:28.296	+2.407
(32) Arthur Scott Williams Bob			22	1:31.065	+2.758	2	1:32.632	-	23	1:29.731	+3.842
1	1:31.236	+4.437	23	1:30.062	+1.755	3	1:33.086	+0.454	24	1:29.034	+3.145
2	1:26.901	+0.102	24	1:31.359	+3.052	4	1:34.695	+2.063	25	1:30.223	+4.334
3	1:30.047	+3.248	25	1:29.853	+1.546	5	1:34.587	+1.955	26	1:28.022	+2.133
4	1:29.495	+2.696	p26	2:51.763	+1:23.456	6	1:35.090	+2.458	27	1:29.037	+3.148
5	1:29.523	+2.724	27	1:35.609	+7.302	7	1:35.148	+2.516	28	1:29.648	+3.759
6	1:28.122	+1.323	28	1:30.351	+2.044	8	1:35.329	+2.697	29	1:29.760	+3.871
7	1:27.690	+0.891	29	1:29.704	+1.397	9	1:34.208	+1.576			
8	1:29.122	+2.323	30	1:30.672	+2.365	10	1:33.984	+1.352	(79) Marc Ramsay		
p9	1:46.714	+19.915	31	1:29.307	+1.000	p11	3:00.645	+1:28.013	1	1:29.992	+5.452
10	1:29.920	+3.121	32	1:32.344	+4.037	12	1:38.038	+5.406	2	1:25.587	+1.047
11	1:27.155	+0.356	33	1:29.409	+1.102	13	1:33.832	+1.200	3	1:24.540	-
12	1:29.074	+2.275	34	1:30.914	+2.607	14	1:33.586	+0.954	4	1:30.708	+6.168
13	1:27.415	+0.616	35	1:29.975	+1.668	15	1:35.449	+2.817	5	1:26.759	+2.219
14	1:26.902	+0.103	36	1:30.119	+1.812	16	1:34.801	+2.169			
15	1:27.728	+0.929				17	1:34.577	+1.945			

Printed: 30/04/2006 02:22:33 PM

Licensed to: Sports Car Club of British Columbia

Steward

Chief of Timing & Scoring



Orbits 2

www.amb-it.com

www.mylaps.com