


Open Wheel

OW, NOW & CFDA Practice 1

Practice

Mission Raceway Park 2.120 Km

18/08/2007 09:20 AM



Lap	Lap Tm	Diff	Time of Day
(44) Tim Brausse			
1	1:39.872	+26.250	9:31:02.633
2	1:19.975	+6.353	9:32:22.608
3	1:16.903	+3.281	9:33:39.511
4	1:17.034	+3.412	9:34:56.545
5	1:19.770	+6.148	9:36:16.315
6	1:17.414	+3.792	9:37:33.729
7	1:17.228	+3.606	9:38:50.957
8	1:14.756	+1.134	9:40:05.713
9	1:14.778	+1.156	9:41:20.491
10	1:14.041	+0.419	9:42:34.532
11	1:13.622	-	9:43:48.154

(18) Michael Lensen			
1	1:43.260	+27.652	9:31:43.056
2	1:20.544	+4.936	9:33:03.600
3	1:19.287	+3.679	9:34:22.887
4	1:16.492	+0.884	9:35:39.379
5	1:17.402	+1.794	9:36:56.781
6	1:16.142	+0.534	9:38:12.923
7	1:15.764	+0.156	9:39:28.687
8	1:15.608	-	9:40:44.295
9	1:16.976	+1.368	9:42:01.271

(31) Bob Williams			
1	1:50.596	+33.398	9:31:52.172
2	1:23.635	+6.437	9:33:15.807
3	1:28.339	+11.141	9:34:44.146
4	1:20.972	+3.774	9:36:05.118
5	1:19.997	+2.799	9:37:25.115
6	1:20.597	+3.399	9:38:45.712
7	1:17.198	-	9:40:02.910
8	1:17.824	+0.626	9:41:20.734

(721) B.Styan G.Paetz			
1	1:40.702	+19.961	9:31:02.080
2	1:26.463	+5.722	9:32:28.543
3	1:22.464	+1.723	9:33:51.007
4	1:26.157	+5.416	9:35:17.164
5	1:21.025	+0.284	9:36:38.189
6	1:21.433	+0.692	9:37:59.622
7	1:29.384	+8.643	9:39:29.006
8	1:20.741	-	9:40:49.747
9	1:21.975	+1.234	9:42:11.722
10	1:25.079	+4.338	9:43:36.801

(89) Allan Cruikshank			
1	2:08.259	+45.447	9:31:42.389
2	1:33.509	+10.697	9:33:15.898
3	1:34.233	+11.421	9:34:50.131
4	1:31.026	+8.214	9:36:21.157
5	1:27.446	+4.634	9:37:48.603
6	1:22.812	-	9:39:11.415
7	1:27.474	+4.662	9:40:38.889
8	1:28.956	+6.144	9:42:07.845
9	1:30.037	+7.225	9:43:37.882

(27) Martin Giffen			
1	1:53.243	+28.983	9:31:51.585
2	1:32.607	+8.347	9:33:24.192

3	1:27.258	+2.998	9:34:51.450
4	1:28.316	+4.056	9:36:19.766
5	1:24.534	+0.274	9:37:44.300
6	1:24.260	-	9:39:08.560
7	1:28.550	+4.290	9:40:37.110
8	1:30.200	+5.940	9:42:07.310
9	1:27.239	+2.979	9:43:34.549

(714) James Dallimore			
1	1:55.560	+30.577	9:31:34.976
2	1:38.438	+13.455	9:33:13.414
3	1:35.869	+10.886	9:34:49.283
4	1:31.013	+6.030	9:36:20.296
5	1:30.453	+5.470	9:37:50.749
6	1:28.925	+3.942	9:39:19.674
7	1:24.983	-	9:40:44.657
8	1:27.691	+2.708	9:42:12.348
9	1:25.185	+0.202	9:43:37.533

(11) Martin Phillips			
1	1:54.787	+29.477	9:31:51.879
2	1:42.111	+16.801	9:33:33.990
3	1:27.714	+2.404	9:35:01.704
4	1:25.626	+0.316	9:36:27.330
5	1:25.310	-	9:37:52.640
p6	2:55.124	+1:29.814	9:40:47.764
7	1:34.279	+8.969	9:42:22.043
8	1:25.663	+0.353	9:43:47.706

(32) Pam Vidulich			
1	1:54.898	+29.365	9:31:36.499
2	1:35.637	+10.104	9:33:12.136
3	1:34.960	+9.427	9:34:47.096
4	1:31.722	+6.189	9:36:18.818
5	1:30.980	+5.447	9:37:49.798
6	1:27.507	+1.974	9:39:17.305
7	1:25.533	-	9:40:42.838
8	1:26.906	+1.373	9:42:09.744
9	1:26.259	+0.726	9:43:36.003

(6) Scott Arthur			
1	1:46.629	+19.833	9:31:16.581
2	1:28.881	+2.085	9:32:45.462
3	1:26.796	-	9:34:12.258
4	1:29.998	+3.202	9:35:42.256
5	1:28.866	+2.070	9:37:11.122
6	1:39.712	+12.916	9:38:50.834
7	1:39.979	+13.183	9:40:30.813
8	1:38.342	+11.546	9:42:09.155
9	1:29.642	+2.846	9:43:38.797

(19) Al Ores			
1	1:51.991	+24.752	9:31:29.130
2	1:35.364	+8.125	9:33:04.494
3	1:34.410	+7.171	9:34:38.904
4	1:30.733	+3.494	9:36:09.637
5	1:29.736	+2.497	9:37:39.373
6	1:27.239	-	9:39:06.612
7	1:29.817	+2.578	9:40:36.429
8	1:28.931	+1.692	9:42:05.360
9	1:28.155	+0.916	9:43:33.515

(5) Colin Hannah			
1	1:55.025	+27.690	9:31:51.125
2	1:41.279	+13.944	9:33:32.404
3	1:34.308	+6.973	9:35:06.712
4	1:31.850	+4.515	9:36:38.562
5	1:30.176	+2.841	9:38:08.738
6	1:30.071	+2.736	9:39:38.809
7	1:29.001	+1.666	9:41:07.810
8	1:27.335	-	9:42:35.145
9	1:28.367	+1.032	9:44:03.512

(106) David Campbell			
1	1:43.792	+16.184	9:31:19.590
2	1:32.006	+4.398	9:32:51.596
3	1:32.846	+5.238	9:34:24.442
4	1:31.096	+3.488	9:35:55.538
5	1:30.518	+2.910	9:37:26.056
6	1:28.949	+1.341	9:38:55.005
7	1:30.390	+2.782	9:40:25.395
8	1:27.608	-	9:41:53.003
9	1:29.470	+1.862	9:43:22.473

(393) Steven C. Young			
1	1:49.379	+16.354	9:31:16.129
2	1:34.717	+1.692	9:32:50.846
3	1:33.150	+0.125	9:34:23.996
4	1:35.763	+2.738	9:35:59.759
5	1:33.095	+0.070	9:37:32.854
6	1:33.025	-	9:39:05.879
7	1:33.463	+0.438	9:40:39.342

(01) Dennis Bainbridge			
p1	3:30.955	-	9:32:50.194



Open Wheel

OW & NOW Race 1 Qualify

Qualify

Mission Raceway Park 2.120 Km

18/08/2007 12:00 PM



Lap	Lap Tm	Diff	Time of Day
(44) Tim Brausse			
1	1:35.493	+21.487	12:06:27.130
2	1:19.410	+5.404	12:07:46.540
3	1:17.834	+3.828	12:09:04.374
4	1:16.430	+2.424	12:10:20.804
5	1:17.080	+3.074	12:11:37.884
6	1:15.519	+1.513	12:12:53.403
7	1:14.797	+0.791	12:14:08.200
8	1:16.448	+2.442	12:15:24.648
9	1:14.493	+0.487	12:16:39.141
10	1:14.006	-	12:17:53.147
11	1:15.142	+1.136	12:19:08.289

Lap	Lap Tm	Diff	Time of Day
(1) Ray Stec			
1	1:44.935	+29.835	12:07:36.858
2	1:17.881	+2.781	12:08:54.739
3	1:16.231	+1.131	12:10:10.970
4	1:16.376	+1.276	12:11:27.346
5	1:15.417	+0.317	12:12:42.763
6	1:17.422	+2.322	12:14:00.185
7	1:16.539	+1.439	12:15:16.724
8	1:15.100	-	12:16:31.824
9	1:16.382	+1.282	12:17:48.206
10	1:16.275	+1.175	12:19:04.481

Lap	Lap Tm	Diff	Time of Day
(18) Michael Lensen			
1	1:26.640	+11.393	12:06:47.199
2	1:21.424	+6.177	12:08:08.623
3	1:16.700	+1.453	12:09:25.323
4	1:15.355	+0.108	12:10:40.678
5	1:15.247	-	12:11:55.925
6	1:16.345	+1.098	12:13:12.270
7	1:15.758	+0.511	12:14:28.028
8	1:15.605	+0.358	12:15:43.633
9	1:15.282	+0.035	12:16:58.915
10	1:16.833	+1.586	12:18:15.748
11	1:15.658	+0.411	12:19:31.406

Lap	Lap Tm	Diff	Time of Day
(01) Dennis Bainbridge			
1	1:35.307	+18.145	12:06:32.882
2	1:18.928	+1.766	12:07:51.810
3	1:17.725	+0.563	12:09:09.535
4	1:18.701	+1.539	12:10:28.236
5	1:19.256	+2.094	12:11:47.492
6	1:18.230	+1.068	12:13:05.722
7	1:18.206	+1.044	12:14:23.928
8	1:26.762	+9.600	12:15:50.690
9	1:22.809	+5.647	12:17:13.499
10	1:20.126	+2.964	12:18:33.625
11	1:17.162	-	12:19:50.787

Lap	Lap Tm	Diff	Time of Day
(31) Bob Williams			
1	1:36.898	+19.717	12:06:49.690
2	1:30.222	+13.041	12:08:19.912
3	1:21.283	+4.102	12:09:41.195
4	1:20.276	+3.095	12:11:01.471
5	1:18.390	+1.209	12:12:19.861
6	1:18.337	+1.156	12:13:38.198
7	1:17.181	-	12:14:55.379
8	1:17.629	+0.448	12:16:13.008

Lap	Lap Tm	Diff	Time of Day
9	1:38.686	+21.505	12:17:51.694
10	1:42.018	+24.837	12:19:33.712
(55) Rob Meyering			
1	1:36.449	+18.875	12:06:55.572
2	1:24.034	+6.460	12:08:19.606
3	1:21.299	+3.725	12:09:40.905
4	1:21.353	+3.779	12:11:02.258
5	1:20.310	+2.736	12:12:22.568
6	1:29.980	+12.406	12:13:52.548
7	1:19.564	+1.990	12:15:12.112
8	1:17.683	+0.109	12:16:29.795
9	1:17.574	-	12:17:47.369

Lap	Lap Tm	Diff	Time of Day
(45) Dave McKay			
1	1:37.285	+19.657	12:06:46.617
2	1:21.435	+3.807	12:08:08.052
3	1:19.825	+2.197	12:09:27.877
4	1:18.297	+0.669	12:10:46.174
5	1:18.266	+0.638	12:12:04.440
6	1:17.988	+0.360	12:13:22.428
7	1:17.923	+0.295	12:14:40.351
8	1:18.020	+0.392	12:15:58.371
9	1:18.608	+0.980	12:17:16.979
10	1:17.628	-	12:18:34.607
11	1:18.135	+0.507	12:19:52.742

Lap	Lap Tm	Diff	Time of Day
(71) James Dallimore			
1	1:35.236	+17.528	12:06:38.380
2	1:23.653	+5.945	12:08:02.033
3	1:20.781	+3.073	12:09:22.814
4	1:20.265	+2.557	12:10:43.079
5	1:19.445	+1.737	12:12:02.524
6	1:19.749	+2.041	12:13:22.273
7	1:19.215	+1.507	12:14:41.488
8	1:18.915	+1.207	12:16:00.403
9	1:17.708	-	12:17:18.111
10	1:17.800	+0.092	12:18:35.911
11	1:18.843	+1.135	12:19:54.754

Lap	Lap Tm	Diff	Time of Day
(72) B.Styan(Sat) G.Paetz(Sun)			
1	1:37.496	+17.665	12:06:45.121
2	1:24.953	+5.122	12:08:10.074
3	1:21.510	+1.679	12:09:31.584
4	1:20.432	+0.601	12:10:52.016
5	1:20.153	+0.322	12:12:12.169
6	1:21.104	+1.273	12:13:33.273
7	1:19.831	-	12:14:53.104
8	1:24.616	+4.785	12:16:17.720
9	1:21.839	+2.008	12:17:39.559
10	1:21.155	+1.324	12:19:00.714

Lap	Lap Tm	Diff	Time of Day
(89) Allan Cruikshank			
1	1:34.366	+13.633	12:06:35.992
2	1:23.449	+2.716	12:07:59.441
3	1:22.962	+2.229	12:09:22.403
4	1:26.178	+5.445	12:10:48.581
5	1:22.170	+1.437	12:12:10.751
6	1:23.309	+2.576	12:13:34.060
7	1:20.733	-	12:14:54.793
8	1:25.103	+4.370	12:16:19.896

Lap	Lap Tm	Diff	Time of Day
9	1:22.260	+1.527	12:17:42.156
10	1:20.765	+0.032	12:19:02.921
(32) Pam Vidulich			
1	1:37.138	+14.390	12:06:54.588
2	1:27.909	+5.161	12:08:22.497
3	1:24.366	+1.618	12:09:46.863
4	1:23.560	+0.812	12:11:10.423
5	1:22.748	-	12:12:33.171
6	1:26.888	+4.140	12:14:00.059
7	1:24.198	+1.450	12:15:24.257
8	1:22.815	+0.067	12:16:47.072
9	1:23.089	+0.341	12:18:10.161
10	1:23.265	+0.517	12:19:33.426

Lap	Lap Tm	Diff	Time of Day
(11) Martin Phillips			
1	1:38.764	+14.725	12:06:45.003
2	1:29.097	+5.058	12:08:14.100
3	1:26.365	+2.326	12:09:40.465
4	1:26.907	+2.868	12:11:07.372
5	1:25.288	+1.249	12:12:32.660
6	1:29.004	+4.965	12:14:01.664
7	1:27.045	+3.006	12:15:28.709
8	1:24.615	+0.576	12:16:53.324
9	1:24.843	+0.804	12:18:18.167
10	1:24.039	-	12:19:42.206

Lap	Lap Tm	Diff	Time of Day
(19) Al Ores			
1	1:39.508	+15.224	12:06:44.536
2	1:29.301	+5.017	12:08:13.837
3	1:26.204	+1.920	12:09:40.041
4	1:26.641	+2.357	12:11:06.682
5	1:25.162	+0.878	12:12:31.844
6	1:28.939	+4.655	12:14:00.783
7	1:26.814	+2.530	12:15:27.597
8	1:24.552	+0.268	12:16:52.149
9	1:24.284	-	12:18:16.433
10	1:24.513	+0.229	12:19:40.946

Lap	Lap Tm	Diff	Time of Day
(106) David Campbell			
1	1:37.400	+12.221	12:06:30.633
2	1:28.860	+3.681	12:07:59.493
3	1:29.188	+4.009	12:09:28.681
4	1:27.992	+2.813	12:10:56.673
5	1:29.890	+4.711	12:12:26.563
6	1:32.107	+6.928	12:13:58.670
7	1:32.204	+7.025	12:15:30.874
8	1:25.179	-	12:16:56.053
9	1:28.736	+3.557	12:18:24.789
10	1:30.749	+5.570	12:19:55.538


Lap	Lap Tm	Diff	Time of Day
(6) Scott Arthur			
1	1:33.392	+7.080	12:06:56.782
2	1:27.063	+0.751	12:08:23.845
3	1:27.376	+1.064	12:09:51.221
4	1:26.465	+0.153	12:11:17.686
5	1:27.351	+1.039	12:12:45.037
6	1:26.506	+0.194	12:14:11.543
7	1:26.312	-	12:15:37.855
8	1:26.577	+0.265	12:17:04.432
9	1:26.336	+0.024	12:18:30.768



Open Wheel
OW & NOW Race 1 Qualify
Qualify

Mission Raceway Park 2.120 Km

18/08/2007 12:00 PM



Lap	Lap Tm	Diff	Time of Day
10	1:27.170	+0.858	12:19:57.938
(5) Colin Hannah			
1	1:34.592	+7.961	12:07:09.835
2	1:28.167	+1.536	12:08:38.002
3	1:28.088	+1.457	12:10:06.090
4	1:30.471	+3.840	12:11:36.561
5	1:27.234	+0.603	12:13:03.795
6	1:27.177	+0.546	12:14:30.972
7	1:26.631	-	12:15:57.603
8	1:27.537	+0.906	12:17:25.140
9	1:27.525	+0.894	12:18:52.665

Lap	Lap Tm	Diff	Time of Day
(393) Steven C. Young			
1	1:37.228	+7.664	12:07:02.381
2	1:30.920	+1.356	12:08:33.301
3	1:32.568	+3.004	12:10:05.869
4	1:32.501	+2.937	12:11:38.370
5	1:32.085	+2.521	12:13:10.455
6	1:30.566	+1.002	12:14:41.021
7	1:29.564	-	12:16:10.585
8	1:32.300	+2.736	12:17:42.885
9	1:31.398	+1.834	12:19:14.283

Lap	Lap Tm	Diff	Time of Day
(14) Don Lines			
1	1:40.801	+10.129	12:06:36.484
2	1:32.552	+1.880	12:08:09.036
3	1:49.090	+18.418	12:09:58.126
4	1:31.663	+0.991	12:11:29.789
5	1:30.676	+0.004	12:13:00.465
6	1:30.802	+0.130	12:14:31.267
7	1:30.672	-	12:16:01.939
8	1:30.693	+0.021	12:17:32.632
9	1:31.106	+0.434	12:19:03.738

Lap	Lap Tm	Diff	Time of Day
(27) Martin Giffen			
1	1:39.696	+1.781	12:07:17.805
2	1:37.915	-	12:08:55.720
3	1:45.493	+7.578	12:10:41.213

Lap	Lap Tm	Diff	Time of Day
-----	--------	------	-------------

Lap	Lap Tm	Diff	Time of Day
-----	--------	------	-------------



**BEACH BLANKET BASH WEEKEND
SCCBC**

**Sanction # CACC
Track Length: 2.12 Km.**

**MISSION RACEWAY PARK
OFFICIAL QUALIFYING RESULTS**

August 18 - 19, 2007

OW

POS	CAR	DRIVER	TOWN	MAKE	COLOUR	CLASS	CLUB	LICENS	SPONSOR	2nd Best Tim	Best Time
1	44	Tim Brausse	Scotch Creek,BC	Reynard F2000	Blue	FL	SCCBC	CACC	Scotch Creek Super Valu/Esso, Jimco Towing	1:14.493	1:14.006
2	1	Ray Stec	Pitt Meadows,BC	Royale RP37	Red	SR	SCCBC	CACC	RS Racing	1:15.417	1:15.100
3	18	Michael Lensen	Surrey,BC	Van Diemen	Red	FF	SCCBC	ICSCC	NuFloors, Voltech, Inline, Extreme, DSP, City Elev, Adv S	1:15.282	1:15.247
4	1	Dennis Bainbridge	Chilliwack,BC	Fusion FRC-07	White	SR	SCCBC	ASV/FI		1:17.725	1:17.162
5	31	Bob Williams	Delta,BC	Reynard	White/Red	FF	SCCBC	CACC	Snap-On Tools, Interstate Batteries, Britwest Motorspo	1:17.629	1:17.181
6	55	Rob Meyering	Sorrento,BC	Citation F2000	Red/White	FL	SCCBC	ICSCC	Bakerview	1:17.683	1:17.574
7	45	Dave McKay	Bellingham,WA	Lola T644	Black/Yellow	FF	SCCBC	ICSCC	KV Enterprise Classic Car Restoration, Bad Dog Internet	1:17.923	1:17.628
8	714	James Dallimore	Tsawwassen,BC	Van Diemen	Prp/Yell/Pink	FL	SCCBC	CACC	James Dallimore PE	1:17.800	1:17.708
9	721	B.Styan(Sat) G.Paetz(Sun)	W.Van/Sry,BC	SureSports SR	Wht/Blu/Red/BSR		SCCBC	CACC	Nitrolube	1:20.153	1:19.831
10	89	Allan Cruikshank	Port Coquitlam,B	Legrand MK21	Blue	FF	SCCBC	CACC		1:20.765	1:20.733
11	32	Pam Vidulich	Delta,BC	Van Diemen	Purple	FL	SCCBC	CACC	Snap-On Tools, Interstate Batteries, Britwest Motorspo	1:22.815	1:22.748
12	11	Martin Phillips	Vancouver,BC	Campbell MP1	Aqua/Yellow	FV	SCCBC	CACC	Blue Chip Collision	1:24.615	1:24.039
13	19	Al Ores	Burnaby,BC	Caldwell D13	Red/White	FV	SCCBC	CACC	Bert's Automotive Ltd, IWE Rear Ends Only	1:24.513	1:24.284
14	106	David Campbell	Kamloops,BC	LeGrand Mark1	Blue	FF	SCCBC	CACC	David Campbell	1:27.992	1:25.179
15	6	Scott Arthur	Mission,BC	Campbell FV	Silver/Blue	FV	SCCBC	CACC		1:26.336	1:26.312
16	5	Colin Hannah	Port Coquitlam,B	Mysterian FV	Blue/Orange	NOW	SCCBC	CACC	Fraserview Fabrication & Machine, McLaren-Clark & Co.	1:27.177	1:26.631
17	393	Steven C. Young	Lopez Island,WA	Zinc FV	Blue/Orange	NOW	SCCBC	ICSCC		1:30.566	1:29.564
18	14	Don Lines	Delta,BC	RDC FV	Yellow	FV	SCCBC	CACC	RDC Welding	1:30.676	1:30.672
19	27	Martin Giffen	Abbotsford,BC	Crossle 32F	White/Blue	FF	SCCBC	CACC	www.bcpropertydeals.com, www.buyers4cars.com	1:39.696	1:37.915
20	17	Walter (Bob) Storz	Westbank,BC	AMS 277	Red	SR	SCCBC	CACC			

COMMENTS: **OW & NOW Race #1 Qualifying Saturday**



STEWARD: _____

18/08/2007 12:23:54 PM

TIMING & SCORING: _____

Beach Blanket Bash Weekend


Open Wheel

OW & NOW Race 1

Race

Mission Raceway Park 2.120 Km

18/08/2007 04:10 PM



Lap	Lap Tm	Diff	Time of Day
(01) Dennis Bainbridge			
1	1:19.428	+4.516	16:15:53.481
2	1:16.934	+2.022	16:17:10.415
3	1:20.299	+5.387	16:18:30.714
4	3:09.055	+1:54.143	16:21:39.769
5	2:12.466	+57.554	16:23:52.235
6	2:03.404	+48.492	16:25:55.639
7	1:16.593	+1.681	16:27:12.232
8	1:15.519	+0.607	16:28:27.751
9	1:15.602	+0.690	16:29:43.353
10	1:15.611	+0.699	16:30:58.964
11	1:18.396	+3.484	16:32:17.360
12	1:16.868	+1.956	16:33:34.228
13	1:14.912	-	16:34:49.140

Lap	Lap Tm	Diff	Time of Day
(1) Ray Stec			
1	1:20.659	+5.812	16:15:54.368
2	1:18.056	+3.209	16:17:12.424
3	1:19.144	+4.297	16:18:31.568
4	3:08.713	+1:53.866	16:21:40.281
5	2:14.598	+59.751	16:23:54.879
6	2:01.865	+47.018	16:25:56.744
7	1:19.103	+4.256	16:27:15.847
8	1:16.269	+1.422	16:28:32.116
9	1:15.670	+0.823	16:29:47.786
10	1:15.360	+0.513	16:31:03.146
11	1:16.041	+1.194	16:32:19.187
12	1:15.559	+0.712	16:33:34.746
13	1:14.847	-	16:34:49.593

Lap	Lap Tm	Diff	Time of Day
(44) Tim Brausse			
1	1:19.243	+5.118	16:15:52.982
2	1:16.259	+2.134	16:17:09.241
3	1:17.013	+2.888	16:18:26.254
4	3:10.935	+1:56.810	16:21:37.189
5	2:13.167	+59.042	16:23:50.356
6	2:05.272	+51.147	16:25:55.628
7	1:17.396	+3.271	16:27:13.024
8	1:15.691	+1.566	16:28:28.715
9	1:15.521	+1.396	16:29:44.236
10	1:15.002	+0.877	16:30:59.238
11	1:21.863	+7.738	16:32:21.101
12	1:14.125	-	16:33:35.226
13	1:14.649	+0.524	16:34:49.875

Lap	Lap Tm	Diff	Time of Day
(714) James Dallimore			
1	1:24.258	+5.508	16:15:59.518
2	1:20.322	+1.572	16:17:19.840
3	1:52.103	+33.353	16:19:11.943
4	2:31.653	+1:12.903	16:21:43.596
5	2:14.829	+56.079	16:23:58.425
6	1:58.370	+39.620	16:25:56.795
7	1:23.326	+4.576	16:27:20.121
8	1:20.077	+1.327	16:28:40.198
9	1:19.833	+1.083	16:30:00.031
10	1:18.750	-	16:31:18.781
11	1:18.877	+0.127	16:32:37.658
12	1:18.920	+0.170	16:33:56.578
13	1:19.365	+0.615	16:35:15.943

Lap	Lap Tm	Diff	Time of Day
(721) B.Styan(Sat) G.Paetz(Sun)			
1	1:25.116	+6.142	16:16:00.455
2	1:20.932	+1.958	16:17:21.387
3	1:51.824	+32.850	16:19:13.211
4	2:32.590	+1:13.616	16:21:45.801
5	2:15.046	+56.072	16:24:00.847
6	1:56.925	+37.951	16:25:57.772
7	1:22.880	+3.906	16:27:20.652
8	1:20.282	+1.308	16:28:40.934
9	1:19.972	+0.998	16:30:00.906
10	1:19.431	+0.457	16:31:20.337
11	1:19.429	+0.455	16:32:39.766
12	1:19.324	+0.350	16:33:59.090
13	1:18.974	-	16:35:18.064

Lap	Lap Tm	Diff	Time of Day
(32) Pam Vidulich			
1	1:28.601	+6.986	16:16:04.329
2	1:23.819	+2.204	16:17:28.148
3	1:47.153	+25.538	16:19:15.301
4	2:32.995	+1:11.380	16:21:48.296
5	2:15.719	+54.104	16:24:04.015
6	1:54.096	+32.481	16:25:58.111
7	1:25.334	+3.719	16:27:23.445
8	1:21.615	-	16:28:45.060
9	1:22.811	+1.196	16:30:07.871
10	1:23.121	+1.506	16:31:30.992
11	1:22.133	+0.518	16:32:53.125
12	1:21.867	+0.252	16:34:14.992
13	1:22.701	+1.086	16:35:37.693

Lap	Lap Tm	Diff	Time of Day
(31) Bob Williams			
1	1:24.157	+5.331	16:15:58.176
2	1:18.826	-	16:17:17.002
3	1:53.335	+34.509	16:19:10.337
4	2:31.504	+1:12.678	16:21:41.841
5	2:15.159	+56.333	16:23:57.000
6	2:00.240	+41.414	16:25:57.240
7	1:25.339	+6.513	16:27:22.579
8	1:22.679	+3.853	16:28:45.258
9	1:22.765	+3.939	16:30:08.023
10	1:22.958	+4.132	16:31:30.981
11	1:23.249	+4.423	16:32:54.230
12	1:20.928	+2.102	16:34:15.158
13	1:22.633	+3.807	16:35:37.791

Lap	Lap Tm	Diff	Time of Day
(89) Allan Cruikshank			
1	1:26.244	+4.443	16:16:02.069
2	1:22.440	+0.639	16:17:24.509
3	1:49.875	+28.074	16:19:14.384
4	2:32.588	+1:10.787	16:21:46.972
5	2:16.148	+54.347	16:24:03.120
6	1:54.958	+33.157	16:25:58.078
7	1:26.301	+4.500	16:27:24.379
8	1:22.719	+0.918	16:28:47.098
9	1:22.138	+0.337	16:30:09.236
10	1:23.225	+1.424	16:31:32.461
11	1:21.801	-	16:32:54.262
12	1:22.604	+0.803	16:34:16.866
13	1:22.313	+0.512	16:35:39.179

(11) Martin Phillips

Lap	Lap Tm	Diff	Time of Day
(19) Al Ores			
1	1:27.576	+2.589	16:16:05.451
2	1:27.009	+2.022	16:17:32.460
3	1:44.095	+19.108	16:19:16.555
4	2:32.917	+1:07.930	16:21:49.472
5	2:15.741	+50.754	16:24:05.213
6	1:53.383	+28.396	16:25:58.596
7	1:27.097	+2.110	16:27:25.693
8	1:24.987	-	16:28:50.680
9	1:25.791	+0.804	16:30:16.471
10	1:26.506	+1.519	16:31:42.977
11	1:26.010	+1.023	16:33:08.987
12	1:26.336	+1.349	16:34:35.323
13	1:25.768	+0.781	16:36:01.091

Lap	Lap Tm	Diff	Time of Day
(6) Scott Arthur			
1	1:31.065	+5.705	16:16:09.192
2	1:27.930	+2.570	16:17:37.122
3	1:42.854	+17.494	16:19:19.976
4	2:33.780	+1:08.420	16:21:53.756
5	2:15.556	+50.196	16:24:09.312
6	1:50.740	+25.380	16:26:00.052
7	1:28.901	+3.541	16:27:28.953
8	1:27.492	+2.132	16:28:56.445
9	1:26.975	+1.615	16:30:23.420
10	1:27.550	+2.190	16:31:50.970
11	1:27.628	+2.268	16:33:18.598
12	1:25.360	-	16:34:43.958
13	1:25.654	+0.294	16:36:09.612

Lap	Lap Tm	Diff	Time of Day
(5) Colin Hannah			
1	1:28.749	+1.642	16:16:06.956
2	1:27.531	+0.424	16:17:34.487
3	1:43.423	+16.316	16:19:17.910
4	2:32.963	+1:05.856	16:21:50.873
5	2:15.525	+48.418	16:24:06.398
6	1:52.569	+25.462	16:25:58.967
7	1:28.239	+1.132	16:27:27.206
8	1:27.665	+0.558	16:28:54.871
9	1:28.314	+1.207	16:30:23.185
10	1:27.569	+0.462	16:31:50.754
11	1:27.364	+0.257	16:33:18.118
12	1:27.107	-	16:34:45.225
13	1:27.436	+0.329	16:36:12.661

Lap	Lap Tm	Diff	Time of Day
(106) David Campbell			
1	1:31.553	+5.649	16:16:09.706
2	1:27.983	+2.079	16:17:37.689
3	1:44.041	+18.137	16:19:21.730
4	2:33.805	+1:07.901	16:21:55.535
5	2:15.751	+49.847	16:24:11.286
6	1:50.136	+24.232	16:26:01.422
7	1:27.993	+2.089	16:27:29.415
8	1:28.176	+2.272	16:28:57.591
9	1:26.275	+0.371	16:30:23.866
10	1:27.706	+1.802	16:31:51.572
11	1:29.576	+3.672	16:33:21.148
12	1:26.549	+0.645	16:34:47.697
13	1:25.904	-	16:36:13.601



Open Wheel

Mission Raceway Park 2.120 Km

OW & NOW Race 1

18/08/2007 04:10 PM

Race

Lap	Lap Tm	Diff	Time of Day
2	1:28.538	+2.015	16:17:36.428
3	1:42.561	+16.038	16:19:18.989
4	2:33.391	+1:06.868	16:21:52.380
5	2:15.727	+49.204	16:24:08.107
6	1:51.096	+24.573	16:25:59.203
7	1:28.718	+2.195	16:27:27.921
8	1:29.009	+2.486	16:28:56.930
9	1:29.167	+2.644	16:30:26.097
10	1:27.268	+0.745	16:31:53.365
11	1:26.523	-	16:33:19.888
12	1:26.858	+0.335	16:34:46.746
13	1:27.191	+0.668	16:36:13.937

(393) Steven C. Young

1	1:34.517	+4.002	16:16:13.286
2	1:31.748	+1.233	16:17:45.034
3	1:41.019	+10.504	16:19:26.053
4	2:31.049	+1:00.534	16:21:57.102
5	2:15.412	+44.897	16:24:12.514
6	1:51.043	+20.528	16:26:03.557
7	1:31.335	+0.820	16:27:34.892
8	1:30.700	+0.185	16:29:05.592
9	1:30.947	+0.432	16:30:36.539
10	1:30.815	+0.300	16:32:07.354
11	1:32.435	+1.920	16:33:39.789
12	1:30.515	-	16:35:10.304

(14) Don Lines

1	1:36.251	+5.087	16:16:15.064
2	1:31.164	-	16:17:46.228
3	1:40.426	+9.262	16:19:26.654
4	2:32.180	+1:01.016	16:21:58.834
5	2:15.239	+44.075	16:24:14.073
6	1:50.784	+19.620	16:26:04.857
7	1:31.665	+0.501	16:27:36.522
8	1:31.658	+0.494	16:29:08.180
9	1:31.739	+0.575	16:30:39.919
10	1:32.223	+1.059	16:32:12.142
11	1:32.984	+1.820	16:33:45.126
12	1:32.777	+1.613	16:35:17.903

(55) Rob Meyering

1	1:23.134	+4.704	16:15:57.625
2	1:18.430	-	16:17:16.055

(45) Dave McKay

1	1:22.536	+3.166	16:15:57.091
2	1:19.370	-	16:17:16.461

Lap	Lap Tm	Diff	Time of Day
-----	--------	------	-------------

Lap	Lap Tm	Diff	Time of Day
-----	--------	------	-------------



**BEACH BLANKET BASH WEEKEND
SCCBC**

**Sanction # CACC
Track Length: 2.12 Km.**

**MISSION RACEWAY PARK
OFFICIAL RACE RESULTS**

August 18 - 19, 2007

OW

POS	CAR	DRIVER	TOWN	MAKE	COLOUR	LAPS	O/A	CLUB	LICENSE	SPONSOR	FASTLAP
FF											
1	31	Bob Williams	Delta,BC	Reynard	White/Red	13	7	SCCBC	CACC	Snap-On Tools, Interstate Batteries, Britwest Motorsp	1:18.826
2	89	Allan Cruikshank	Port Coquitlam,BC	Legrand MK21	Blue	13	8	SCCBC	CACC		1:21.801
3	106	David Campbell	Kamloops,BC	LeGrand Mark13	Blue	13	13	SCCBC	CACC	David Campbell	1:26.523
DNF	45	Dave McKay	Bellingham,WA	Lola T644	Black/Yellow	2	DNF	SCCBC	ICSC	KV Enterprise Classic Car Restoration, Bad Dog Intern	1:19.370
DNS	18	Michael Lensen	Surrey,BC	Van Diemen	Red	0	DNS	SCCBC	ICSC	NuFloors, Voltech, Inline, Extreme, DSP, City Elev, Ad	-.---
DNS	27	Martin Giffen	Abbotsford,BC	Crossle 32F	White/Blue	0	DNS	SCCBC	CACC	www.bcpropertydeals.com, www.buyers4cars.com	-.---
FL											
1	44	Tim Brausse	Scotch Creek,BC	Reynard F2000	Blue	13	3	SCCBC	CACC	Scotch Creek Super Valu/Esso, Jimco Towing	1:14.125
2	714	James Dallimore	Tsawwassen,BC	Van Diemen	Prp/Yell/Pink	13	4	SCCBC	CACC	James Dallimore PE	1:18.750
3	32	Pam Vidulich	Delta,BC	Van Diemen	Purple	13	6	SCCBC	CACC	Snap-On Tools, Interstate Batteries, Britwest Motorsp	1:21.615
DNF	55	Rob Meyering	Sorrento,BC	Citation F2000	Red/White	2	DNF	SCCBC	ICSC	Bakerview	1:18.430
FV											
1	11	Martin Phillips	Vancouver,BC	Campbell MP1	Aqua/Yellow	13	9	SCCBC	CACC	Blue Chip Collision	1:24.987
2	19	Al Ores	Burnaby,BC	Caldwell D13	Red/White	13	10	SCCBC	CACC	Bert's Automotive Ltd, IWE Rear Ends Only	1:25.360
3	6	Scott Arthur	Mission,BC	Campbell FV	Silver/Blue	13	11	SCCBC	CACC		1:27.107
4	14	Don Lines	Delta,BC	RDC FV	Yellow	12	15	SCCBC	CACC	RDC Welding	1:31.164
NOW											
1	5	Colin Hannah	Port Coquitlam,BC	Mysterian FV	Blue/Orange	13	12	SCCBC	CACC	Fraserview Fabrication & Machine, McLaren-Clark & C	1:25.904
2	393	Steven C. Young	Lopez Island,WA	Zinc FV	Blue/Orange	12	14	SCCBC	ICSC		1:30.515
SR											
1	01	Dennis Bainbridge	Chilliwack,BC	Fusion FRC-07	White	13	1	SCCBC	ASN/		1:14.912
2	1	Ray Stec	Pitt Meadows,BC	Royale RP37	Red	13	2	SCCBC	CACC	RS Racing	1:14.847
3	721	B.Styan(Sat) G.Paetz(S	W.Van/Sry,BC	SureSports SR	Wht/Blu/Red/Bl	13	5	SCCBC	CACC	Nitrolube	1:18.974

TOTAL IN GROUP= 19

COMMENTS: **OW & NOW Race #1 Saturday**



[Handwritten Signature]

STEWARD: _____

August 18, 2007 4:39:17 PM

TIMING & SCORING: _____

Lap	Lap Tm	Diff	Time of Day
(18) Michael Lensen			
1	1:47.828	+17.449	9:55:39.467
2	1:31.209	+0.830	9:57:10.676
3	1:30.693	+0.314	9:58:41.369
4	1:30.379	-	10:00:11.748
5	1:38.550	+8.171	10:01:50.298
6	1:31.017	+0.638	10:03:21.315
7	1:31.382	+1.003	10:04:52.697
8	1:30.952	+0.573	10:06:23.649

Lap	Lap Tm	Diff	Time of Day
(89) Allan Cruikshank			
1	2:00.440	+28.737	9:55:43.343
2	1:38.391	+6.688	9:57:21.734
3	1:35.926	+4.223	9:58:57.660
4	1:34.565	+2.862	10:00:32.225
5	1:38.920	+7.217	10:02:11.145
6	1:34.655	+2.952	10:03:45.800
7	1:33.059	+1.356	10:05:18.859
8	1:31.703	-	10:06:50.562
9	1:34.702	+2.999	10:08:25.264

Lap	Lap Tm	Diff	Time of Day
(44) Tim Brausse			
1	1:52.877	+20.288	9:55:39.995
2	1:35.116	+2.527	9:57:15.111
3	1:33.872	+1.283	9:58:48.983
4	1:32.589	-	10:00:21.572

Lap	Lap Tm	Diff	Time of Day
(1) Ray Stec			
1	1:59.060	+25.377	9:56:20.935
2	1:37.264	+3.581	9:57:58.199
3	1:43.895	+10.212	9:59:42.094
4	1:37.449	+3.766	10:01:19.543
5	1:35.658	+1.975	10:02:55.201
6	1:35.619	+1.936	10:04:30.820
7	1:34.658	+0.975	10:06:05.478
8	1:33.683	-	10:07:39.161

Lap	Lap Tm	Diff	Time of Day
(721) B.Styan(Sat) G.Paetz(Sun)			
1	1:53.120	+17.743	9:55:58.847
2	1:48.675	+13.298	9:57:47.522
3	1:39.087	+3.710	9:59:26.609
4	1:37.129	+1.752	10:01:03.738
5	1:35.745	+0.368	10:02:39.483
6	1:36.745	+1.368	10:04:16.228
7	1:37.103	+1.726	10:05:53.331
8	1:35.377	-	10:07:28.708
9	1:36.668	+1.291	10:09:05.376

Lap	Lap Tm	Diff	Time of Day
(5) Colin Hannah			
1	1:54.831	+16.254	9:55:45.224
2	1:38.588	+0.011	9:57:23.812
3	1:40.347	+1.770	9:59:04.159
4	1:38.706	+0.129	10:00:42.865
5	1:40.469	+1.892	10:02:23.334
6	1:41.234	+2.657	10:04:04.568
7	1:39.611	+1.034	10:05:44.179
8	1:39.758	+1.181	10:07:23.937
9	1:38.577	-	10:09:02.514

(393) Steven C. Young

Lap	Lap Tm	Diff	Time of Day
1	1:56.799	+15.972	9:55:55.411
2	1:45.090	+4.263	9:57:40.501
3	1:42.061	+1.234	9:59:22.562
4	1:45.570	+4.743	10:01:08.132
5	1:45.417	+4.590	10:02:53.549
6	1:49.081	+8.254	10:04:42.630
7	1:40.827	-	10:06:23.457
8	1:43.067	+2.240	10:08:06.524

Lap	Lap Tm	Diff	Time of Day
(6) Scott Arthur			
1	1:52.991	+10.445	9:55:47.677
2	1:43.383	+0.837	9:57:31.060
3	1:42.546	-	9:59:13.606
4	1:42.635	+0.089	10:00:56.241
5	1:43.359	+0.813	10:02:39.600
6	1:43.347	+0.801	10:04:22.947
7	1:45.539	+2.993	10:06:08.486
8	1:43.101	+0.555	10:07:51.587

Lap	Lap Tm	Diff	Time of Day
(14) Don Lines			
1	2:00.175	+16.074	9:55:59.958
2	1:50.683	+6.582	9:57:50.641
3	1:44.101	-	9:59:34.742
4	2:31.777	+47.676	10:02:06.519
5	1:46.493	+2.392	10:03:53.012
6	1:45.897	+1.796	10:05:38.909
7	1:47.969	+3.868	10:07:26.878

Lap	Lap Tm	Diff	Time of Day
(106) David Campbell			
1	2:02.250	+17.915	9:55:46.976
2	1:47.150	+2.815	9:57:34.126
3	1:44.335	-	9:59:18.461
4	1:46.751	+2.416	10:01:05.212
5	1:45.942	+1.607	10:02:51.154
6	1:53.685	+9.350	10:04:44.839
7	1:49.725	+5.390	10:06:34.564
8	1:45.971	+1.636	10:08:20.535

Lap	Lap Tm	Diff	Time of Day
(714) James Dallimore			
1	2:10.639	+21.770	10:02:27.988
2	1:54.042	+5.173	10:04:22.030
3	1:51.948	+3.079	10:06:13.978
4	1:48.869	-	10:08:02.847



Open Wheel

OW Qualify Race 2

Qualify

Mission Raceway Park 2.120 Km

19/08/2007 11:15 AM

Lap	Lap Tm	Diff	Time of Day
(721) B.Styan(Sat) G.Paetz(Sun)			
1	1:52.956	+23.559	11:30:20.871
2	1:33.497	+4.100	11:31:54.368
3	1:30.989	+1.592	11:33:25.357
4	1:31.764	+2.367	11:34:57.121
5	1:32.159	+2.762	11:36:29.280
6	1:30.334	+0.937	11:37:59.614
7	1:30.865	+1.468	11:39:30.479
8	1:29.397	-	11:40:59.876
9	1:29.566	+0.169	11:42:29.442

Lap	Lap Tm	Diff	Time of Day
(18) Michael Lensen			
1	1:39.095	+9.154	11:29:30.034
2	1:30.636	+0.695	11:31:00.670
3	1:31.617	+1.676	11:32:32.287
4	1:30.024	+0.083	11:34:02.311
5	1:30.511	+0.570	11:35:32.822
6	1:29.941	-	11:37:02.763
7	1:30.238	+0.297	11:38:33.001
8	1:31.181	+1.240	11:40:04.182

Lap	Lap Tm	Diff	Time of Day
(1) Ray Stec			
1	1:48.655	+18.351	11:32:40.244
2	1:30.341	+0.037	11:34:10.585
3	1:32.631	+2.327	11:35:43.216
4	1:31.436	+1.132	11:37:14.652
5	1:30.805	+0.501	11:38:45.457
6	1:30.304	-	11:40:15.761
7	1:30.669	+0.365	11:41:46.430

Lap	Lap Tm	Diff	Time of Day
(44) Tim Brausse			
1	1:39.520	+7.985	11:29:32.099
2	1:31.970	+0.435	11:31:04.069
3	1:33.089	+1.554	11:32:37.158
4	1:32.791	+1.256	11:34:09.949
5	1:34.691	+3.156	11:35:44.640
6	1:33.136	+1.601	11:37:17.776
7	1:36.650	+5.115	11:38:54.426
8	1:31.535	-	11:40:25.961
9	1:32.051	+0.516	11:41:58.012

Lap	Lap Tm	Diff	Time of Day
(89) Allan Cruikshank			
1	1:42.644	+9.034	11:29:28.946
2	1:33.955	+0.345	11:31:02.901
3	1:39.272	+5.662	11:32:42.173
4	1:33.610	-	11:34:15.783

Lap	Lap Tm	Diff	Time of Day
(27) Martin Giffen			
1	1:59.694	+24.404	11:34:29.648
2	1:49.968	+14.678	11:36:19.616
3	1:39.475	+4.185	11:37:59.091
4	1:41.509	+6.219	11:39:40.600
5	1:37.244	+1.954	11:41:17.844
6	1:35.290	-	11:42:53.134

Lap	Lap Tm	Diff	Time of Day
(5) Colin Hannah			
1	1:48.110	+12.530	11:29:49.233
2	1:43.531	+7.951	11:31:32.764
3	1:39.308	+3.728	11:33:12.072
4	1:39.243	+3.663	11:34:51.315

Lap	Lap Tm	Diff	Time of Day
5	1:45.224	+9.644	11:36:36.539
6	1:38.076	+2.496	11:38:14.615
7	1:38.045	+2.465	11:39:52.660
8	1:35.580	-	11:41:28.240

Lap	Lap Tm	Diff	Time of Day
(6) Scott Arthur			
1	1:45.022	+8.124	11:29:22.722
2	1:36.898	-	11:30:59.620
3	1:37.529	+0.631	11:32:37.149
4	1:38.729	+1.831	11:34:15.878
5	1:42.812	+5.914	11:35:58.690
6	1:42.821	+5.923	11:37:41.511
7	1:57.054	+20.156	11:39:38.565
8	1:41.701	+4.803	11:41:20.266
9	1:37.801	+0.903	11:42:58.067

Lap	Lap Tm	Diff	Time of Day
(714) James Dallimore			
1	1:58.105	+20.807	11:30:05.549
2	1:40.138	+2.840	11:31:45.687
3	1:38.158	+0.860	11:33:23.845
4	1:41.501	+4.203	11:35:05.346
5	1:37.298	-	11:36:42.644
6	1:39.222	+1.924	11:38:21.866
7	1:40.640	+3.342	11:40:02.506
8	1:44.035	+6.737	11:41:46.541

Lap	Lap Tm	Diff	Time of Day
(11) Martin Phillips			
1	1:50.168	+12.757	11:29:46.381
2	1:44.868	+7.457	11:31:31.249
3	1:39.384	+1.973	11:33:10.633
4	1:39.757	+2.346	11:34:50.390
5	1:43.571	+6.160	11:36:33.961
6	1:40.297	+2.886	11:38:14.258
7	1:37.411	-	11:39:51.669

Lap	Lap Tm	Diff	Time of Day
(19) Al Ores			
1	1:50.812	+12.927	11:29:45.759
2	1:44.885	+7.000	11:31:30.644
3	1:38.857	+0.972	11:33:09.501
4	1:39.483	+1.598	11:34:48.984
5	1:44.437	+6.552	11:36:33.421
6	1:42.052	+4.167	11:38:15.473
7	1:41.704	+3.819	11:39:57.177
8	1:37.885	-	11:41:35.062

Lap	Lap Tm	Diff	Time of Day
(393) Steven C. Young			
1	1:45.264	+4.575	11:29:25.228
2	1:59.295	+18.606	11:31:24.523
3	1:40.689	-	11:33:05.212
4	1:43.165	+2.476	11:34:48.377
5	1:47.975	+7.286	11:36:36.352
6	1:43.196	+2.507	11:38:19.548
7	1:46.151	+5.462	11:40:05.699

Lap	Lap Tm	Diff	Time of Day
(14) Don Lines			
1	1:53.191	+9.747	11:29:34.254
2	1:45.492	+2.048	11:31:19.746
3	1:44.436	+0.992	11:33:04.182
4	1:43.444	-	11:34:47.626
5	1:46.208	+2.764	11:36:33.834
6	1:44.974	+1.530	11:38:18.808

Lap	Lap Tm	Diff	Time of Day
(106) David Campbell			
1	1:54.673	+7.105	11:29:43.773
2	1:47.623	+0.055	11:31:31.396
3	1:47.568	-	11:33:18.964
4	1:50.175	+2.607	11:35:09.139



**BEACH BLANKET BASH WEEKEND
SCCBC**

Sanction # **CACC**
Track Length: **2.12 Km.**

**MISSION RACEWAY PARK
OFFICIAL QUALIFYING RESULTS**

August 18 - 19, 2007

OW

POS	CAR	DRIVER	TOWN	MAKE	COLOUR	CLASS	CLUB	LICENSE	SPONSOR	2nd Best Tim	Best Time
1	721	B.Styan(Sat) G.Paetz(Sun)	W.Van/Sry,BC	SureSports SR	Wht/Blu/Red/BSR	SCCBC	CACC	Nitrolube		1:29.566	1:29.397
2	18	Michael Lensen	Surrey,BC	Van Diemen	Red	FF	SCCBC	ICSCC	NuFloors, Voltech, Inline, Extreme, DSP, City Elev, Adv S	1:30.024	1:29.941
3	1	Ray Stec	Pitt Meadows,BC	Royale RP37	Red	SR	SCCBC	CACC	RS Racing	1:30.341	1:30.304
4	44	Tim Brousse	Scotch Creek,BC	Reynard F2000	Blue	FL	SCCBC	CACC	Scotch Creek Super Valu/Esso, Jimco Towing	1:31.970	1:31.535
5	89	Allan Cruikshank	Port Coquitlam,B	Legrand MK21	Blue	FF	SCCBC	CACC		1:33.955	1:33.610
6	27	Martin Giffen	Abbotsford,BC	Crossle 32F	White/Blue	FF	SCCBC	CACC	www.bcpropertydeals.com, www.buyers4cars.com	1:37.244	1:35.290
7	5	Colin Hannah	Port Coquitlam,B	Mysterian FV	Blue/Orange	FV	SCCBC	CACC	Fraserview Fabrication & Machine, McLaren-Clark & Co.	1:38.045	1:35.580
8	6	Scott Arthur	Mission,BC	Campbell FV	Silver/Blue	FV	SCCBC	CACC		1:37.529	1:36.898
9	714	James Dallimore	Tsawwassen,BC	Van Diemen	Prp/Yell/Pink	FL	SCCBC	CACC	James Dallimore PE	1:38.158	1:37.298
10	11	Martin Phillips	Vancouver,BC	Campbell MP1	Aqua/Yellow	FV	SCCBC	CACC	Blue Chip Collision	1:39.384	1:37.411
11	19	Al Ores	Burnaby,BC	Caldwell D13	Red/White	FV	SCCBC	CACC	Bert's Automotive Ltd, IWE Rear Ends Only	1:38.857	1:37.885
12	393	Steven C. Young	Lopez Island,WA	Zinc FV	Blue/Orange	FV	SCCBC	ICSCC		1:43.165	1:40.689
13	14	Don Lines	Delta,BC	RDC FV	Yellow	FV	SCCBC	CACC	RDC Welding	1:44.436	1:43.444
14	106	David Campbell	Kamloops,BC	LeGrand Mark1	Blue	FF	SCCBC	CACC	David Campbell	1:47.623	1:47.568
15	31	Bob Williams	Delta,BC	Reynard	White/Red	FF	SCCBC	CACC	Snap-On Tools, Interstate Batteries, Britwest Motorspo	----	----
16	45	Dave McKay	Bellingham,WA	Lola T644	Black/Yellow	FF	SCCBC	ICSCC	KV Enterprise Classic Car Restoration, Bad Dog Internet	----	----
17	32	Pam Vidulich	Delta,BC	Van Diemen	Purple	FL	SCCBC	CACC	Snap-On Tools, Interstate Batteries, Britwest Motorspo	----	----
18	55	Rob Meyering	Sorrento,BC	Citation F2000	Red/White	FL	SCCBC	ICSCC	Bakerview	----	----
19	1	Dennis Bainbridge	Chilliwack,BC	Fusion FRC-07	White	SR	SCCBC	ASN/FI		----	----

COMMENTS: **Open Wheel Race #2 Qualifying**



STEWARD: _____

19/08/2007 11:48:35 AM

TIMING & SCORING: _____


Open Wheel

OW Race 2

Race

Mission Raceway Park 2.120 Km

19/08/2007 03:25 PM



Lap	Lap Tm	Diff	Time of Day
(44) Tim Brausse			
1	1:18.927	+4.853	15:43:47.420
2	1:17.357	+3.283	15:45:04.777
3	1:16.822	+2.748	15:46:21.599
4	1:15.975	+1.901	15:47:37.574
5	1:15.601	+1.527	15:48:53.175
6	1:14.664	+0.590	15:50:07.839
7	1:15.327	+1.253	15:51:23.166
8	1:15.973	+1.899	15:52:39.139
9	1:15.262	+1.188	15:53:54.401
10	1:14.462	+0.388	15:55:08.863
11	1:15.073	+0.999	15:56:23.936
12	1:14.722	+0.648	15:57:38.658
13	1:14.464	+0.390	15:58:53.122
14	1:14.150	+0.076	16:00:07.272
15	1:14.074	-	16:01:21.346
16	1:17.278	+3.204	16:02:38.624

Lap	Lap Tm	Diff	Time of Day
(01) Dennis Bainbridge			
1	1:22.490	+7.963	15:43:52.259
2	1:17.933	+3.406	15:45:10.192
3	1:15.903	+1.376	15:46:26.095
4	1:15.884	+1.357	15:47:41.979
5	1:15.393	+0.866	15:48:57.372
6	1:15.408	+0.881	15:50:12.780
7	1:15.025	+0.498	15:51:27.805
8	1:16.532	+2.005	15:52:44.337
9	1:15.270	+0.743	15:53:59.607
10	1:14.527	-	15:55:14.134
11	1:15.097	+0.570	15:56:29.231
12	1:16.171	+1.644	15:57:45.402
13	1:15.424	+0.897	15:59:00.826
14	1:15.390	+0.863	16:00:16.216
15	1:15.768	+1.241	16:01:31.984
16	1:16.114	+1.587	16:02:48.098

Lap	Lap Tm	Diff	Time of Day
(18) Michael Lensen			
1	1:18.979	+3.439	15:43:46.726
2	1:15.924	+0.384	15:45:02.650
3	1:16.409	+0.869	15:46:19.059
4	1:16.155	+0.615	15:47:35.214
5	1:15.815	+0.275	15:48:51.029
6	1:16.057	+0.517	15:50:07.086
7	1:15.876	+0.336	15:51:22.962
8	1:16.045	+0.505	15:52:39.007
9	1:16.213	+0.673	15:53:55.220
10	1:15.672	+0.132	15:55:10.892
11	1:18.114	+2.574	15:56:29.006
12	1:17.164	+1.624	15:57:46.170
13	1:15.718	+0.178	15:59:01.888
14	1:15.678	+0.138	16:00:17.566
15	1:15.540	-	16:01:33.106
16	1:15.634	+0.094	16:02:48.740

Lap	Lap Tm	Diff	Time of Day
(721) B.Slyan(Sat) G.Paetz(Sun)			
1	1:22.492	+4.601	15:43:50.420
2	1:20.658	+2.767	15:45:11.078
3	1:18.471	+0.580	15:46:29.549
4	1:18.983	+1.092	15:47:48.532
5	1:18.646	+0.755	15:49:07.178

Lap	Lap Tm	Diff	Time of Day
6	1:18.367	+0.476	15:50:25.545
7	1:18.300	+0.409	15:51:43.845
8	1:18.737	+0.846	15:53:02.582
9	1:18.227	+0.336	15:54:20.809
10	1:17.891	-	15:55:38.700
11	1:18.634	+0.743	15:56:57.334
12	1:18.813	+0.922	15:58:16.147
13	1:18.596	+0.705	15:59:34.743
14	1:18.408	+0.517	16:00:53.151
15	1:18.186	+0.295	16:02:11.337
16	1:18.086	+0.195	16:03:29.423

Lap	Lap Tm	Diff	Time of Day
(714) James Dallimore			
1	1:26.369	+8.247	15:43:55.646
2	1:21.588	+3.466	15:45:17.234
3	1:21.036	+2.914	15:46:38.270
4	1:19.239	+1.117	15:47:57.509
5	1:19.262	+1.140	15:49:16.771
6	1:18.122	-	15:50:34.893
7	1:20.563	+2.441	15:51:55.456
8	1:18.901	+0.779	15:53:14.357
9	1:21.170	+3.048	15:54:35.527
10	1:19.482	+1.360	15:55:55.009
11	1:19.204	+1.082	15:57:14.213
12	1:19.806	+1.684	15:58:34.019
13	1:19.815	+1.693	15:59:53.834
14	1:18.710	+0.588	16:01:12.544
15	1:20.277	+2.155	16:02:32.821
16	1:18.917	+0.795	16:03:51.738

Lap	Lap Tm	Diff	Time of Day
(27) Martin Giffen			
1	1:23.285	+3.924	15:43:52.472
2	1:22.030	+2.669	15:45:14.502
3	1:20.757	+1.396	15:46:35.259
4	1:19.948	+0.587	15:47:55.207
5	1:19.550	+0.189	15:49:14.757
6	1:19.361	-	15:50:34.118
7	1:21.822	+2.461	15:51:55.940
8	1:26.639	+7.278	15:53:22.579
9	1:30.725	+11.364	15:54:53.304
10	1:30.389	+11.028	15:56:23.693
11	1:25.878	+6.517	15:57:49.571
12	1:22.020	+2.659	15:59:11.591
13	1:21.056	+1.695	16:00:32.647
14	1:21.840	+2.479	16:01:54.487
15	1:21.190	+1.829	16:03:15.677

Lap	Lap Tm	Diff	Time of Day
(89) Allan Cruikshank			
1	1:28.055	+7.186	15:43:56.956
2	1:24.308	+3.439	15:45:21.264
3	1:23.639	+2.770	15:46:44.903
4	1:23.743	+2.874	15:48:08.646
5	1:24.385	+3.516	15:49:33.031
6	1:22.903	+2.034	15:50:55.934
7	1:22.315	+1.446	15:52:18.249
8	1:22.069	+1.200	15:53:40.318
9	1:22.471	+1.602	15:55:02.789
10	1:23.127	+2.258	15:56:25.916
11	1:24.454	+3.585	15:57:50.370
12	1:21.804	+0.935	15:59:12.174
13	1:21.594	+0.725	16:00:33.768

Lap	Lap Tm	Diff	Time of Day
14	1:21.461	+0.592	16:01:55.229
15	1:20.869	-	16:03:16.098

Lap	Lap Tm	Diff	Time of Day
(19) Al Ores			
1	1:30.152	+5.880	15:44:01.769
2	1:28.047	+3.775	15:45:29.816
3	1:25.319	+1.047	15:46:55.135
4	1:25.752	+1.480	15:48:20.887
5	1:26.012	+1.740	15:49:46.899
6	1:25.290	+1.018	15:51:12.189
7	1:24.877	+0.605	15:52:37.066
8	1:25.642	+1.370	15:54:02.708
9	1:24.509	+0.237	15:55:27.217
10	1:24.483	+0.211	15:56:51.700
11	1:26.241	+1.969	15:58:17.941
12	1:24.272	-	15:59:42.213
13	1:25.029	+0.757	16:01:07.242
14	1:25.570	+1.298	16:02:32.812
15	1:26.986	+2.714	16:03:59.798

Lap	Lap Tm	Diff	Time of Day
(6) Scott Arthur			
1	1:28.187	+2.989	15:43:59.073
2	1:27.649	+2.451	15:45:26.722
3	1:26.469	+1.271	15:46:53.191
4	1:27.096	+1.898	15:48:20.287
5	1:25.803	+0.605	15:49:46.090
6	1:27.018	+1.820	15:51:13.108
7	1:25.848	+0.650	15:52:38.956
8	1:25.778	+0.580	15:54:04.734
9	1:25.500	+0.302	15:55:30.234
10	1:25.198	-	15:56:55.432
11	1:25.489	+0.291	15:58:20.921
12	1:25.558	+0.360	15:59:46.479
13	1:25.349	+0.151	16:01:11.828
14	1:25.880	+0.682	16:02:37.708
15	1:28.101	+2.903	16:04:05.809

Lap	Lap Tm	Diff	Time of Day
(5) Colin Hannah			
1	1:29.946	+3.898	15:44:00.966
2	1:28.531	+2.483	15:45:29.497
3	1:27.841	+1.793	15:46:57.338
4	1:27.127	+1.079	15:48:24.465
5	1:27.074	+1.026	15:49:51.539
6	1:26.829	+0.781	15:51:18.368
7	1:27.359	+1.311	15:52:45.727
8	1:26.370	+0.322	15:54:12.097
9	1:26.048	-	15:55:38.145
10	1:26.612	+0.564	15:57:04.757
11	1:26.275	+0.227	15:58:31.032
12	1:26.376	+0.328	15:59:57.408
13	1:27.172	+1.124	16:01:24.580
14	1:29.064	+3.016	16:02:53.644

Lap	Lap Tm	Diff	Time of Day
(106) David Campbell			
1	1:32.863	+6.522	15:44:03.094
2	1:28.366	+2.025	15:45:31.460
3	1:27.408	+1.067	15:46:58.868
4	1:27.397	+1.056	15:48:26.265
5	1:26.341	-	15:49:52.606
6	1:27.067	+0.726	15:51:19.673
7	1:30.526	+4.185	15:52:50.199



Lap	Lap Tm	Diff	Time of Day
8	1:27.031	+0.690	15:54:17.230
9	1:27.756	+1.415	15:55:44.986
10	1:26.471	+0.130	15:57:11.457
11	1:29.726	+3.385	15:58:41.183
12	1:27.929	+1.588	16:00:09.112
13	1:29.513	+3.172	16:01:38.625
14	1:26.760	+0.419	16:03:05.385

(393) Steven C. Young

1	1:35.936	+6.336	15:44:07.911
2	1:33.401	+3.801	15:45:41.312
3	1:33.663	+4.063	15:47:14.975
4	1:33.275	+3.675	15:48:48.250
5	1:37.086	+7.486	15:50:25.336
6	1:33.950	+4.350	15:51:59.286
7	1:31.752	+2.152	15:53:31.038
8	1:30.364	+0.764	15:55:01.402
9	1:32.325	+2.725	15:56:33.727
10	1:29.810	+0.210	15:58:03.537
11	1:31.405	+1.805	15:59:34.942
12	1:30.273	+0.673	16:01:05.215
13	1:30.933	+1.333	16:02:36.148
14	1:29.600	-	16:04:05.748

(14) Don Lines

1	1:34.348	+2.974	15:44:06.426
2	1:32.955	+1.581	15:45:39.381
3	1:32.712	+1.338	15:47:12.093
4	1:32.278	+0.904	15:48:44.371
5	1:33.408	+2.034	15:50:17.779
6	1:32.638	+1.264	15:51:50.417
7	1:33.160	+1.786	15:53:23.577
8	1:32.956	+1.582	15:54:56.533
9	1:33.701	+2.327	15:56:30.234
10	1:31.909	+0.535	15:58:02.143
11	1:34.256	+2.882	15:59:36.399
12	1:31.374	-	16:01:07.773
13	1:33.486	+2.112	16:02:41.259

(11) Martin Phillips

1	1:28.478	+3.511	15:43:59.640
2	1:27.285	+2.318	15:45:26.925
3	1:26.767	+1.800	15:46:53.692
4	1:26.131	+1.164	15:48:19.823
5	1:25.117	+0.150	15:49:44.940
6	1:24.967	-	15:51:09.907
7	1:38.653	+13.686	15:52:48.560

Lap	Lap Tm	Diff	Time of Day
-----	--------	------	-------------

Lap	Lap Tm	Diff	Time of Day
-----	--------	------	-------------



**BEACH BLANKET BASH WEEKEND
SCCBC**

**Sanction # CACC
Track Length: 2.12 Km.**

**MISSION RACEWAY PARK
OFFICIAL RACE RESULTS**

August 18 - 19, 2007

OW

POS	CAR	DRIVER	TOWN	MAKE	COLOUR	LAPS	O/A	CLUB	LICENSE	SPONSOR	FASTLAP
FF											
1	18	Michael Lensen	Surrey,BC	Van Diemen	Red	16	3	SCCBC	ICSC	NuFloors, Voltech, Inline, Extreme, DSP, City Elev, Ad	1:15.540
2	27	Martin Giffen	Abbotsford,BC	Crossle 32F	White/Blue	15	6	SCCBC	CACC	www.bcpropertydeals.com, www.buyers4cars.com	1:19.361
3	89	Allan Cruikshank	Port Coquitlam,BC	Legrand MK21	Blue	15	7	SCCBC	CACC		1:20.869
4	106	David Campbell	Kamloops,BC	LeGrand Mark13	Blue	14	11	SCCBC	CACC	David Campbell	1:26.341
DNS	31	Bob Williams	Delta,BC	Reynard	White/Red	0	DNS	SCCBC	CACC	Snap-On Tools, Interstate Batteries, Britwest Motorsp	---
DNS	45	Dave McKay	Bellingham,WA	Lola T644	Black/Yellow	0	DNS	SCCBC	ICSC	KV Enterprise Classic Car Restoration, Bad Dog Intern	---
FL											
1	44	Tim Brausse	Scotch Creek,BC	Reynard F2000	Blue	16	1	SCCBC	CACC	Scotch Creek Super Valu/Esso, Jimco Towing	1:14.074
2	714	James Dallimore	Tsawwassen,BC	Van Diemen	Prp/Yell/Pink	16	5	SCCBC	CACC	James Dallimore PE	1:18.122
DNS	32	Pam Vidulich	Delta,BC	Van Diemen	Purple	0	DNS	SCCBC	CACC	Snap-On Tools, Interstate Batteries, Britwest Motorsp	---
DNS	55	Rob Meyering	Sorrento,BC	Citation F2000	Red/White	0	DNS	SCCBC	ICSC	Bakerview	---
FV											
1	19	Al Ores	Burnaby,BC	Caldwell D13	Red/White	15	8	SCCBC	CACC	Bert's Automotive Ltd, IWE Rear Ends Only	1:24.272
2	6	Scott Arthur	Mission,BC	Campbell FV	Silver/Blue	15	9	SCCBC	CACC		1:25.198
3	5	Colin Hannah	Port Coquitlam,BC	Mysterian FV	Blue/Orange	14	10	SCCBC	CACC	Fraserview Fabrication & Machine, McLaren-Clark & C	1:26.048
4	393	Steven C. Young	Lopez Island,WA	Zinc FV	Blue/Orange	14	12	SCCBC	ICSC		1:29.600
5	14	Don Lines	Delta,BC	RDC FV	Yellow	13	13	SCCBC	CACC	RDC Welding	1:31.374
DNF	11	Martin Phillips	Vancouver,BC	Campbell MP1	Aqua/Yellow	7	DNF	SCCBC	CACC	Blue Chip Collision	1:24.967
SR											
1	01	Dennis Bainbridge	Chilliwack,BC	Fusion FRC-07	White	16	2	SCCBC	ASN/		1:14.527
2	721	B.Styan(Sat) G.Paetz(S	W.Van/Sry,BC	SureSports SR	Wht/Blu/Red/Bl	16	4	SCCBC	CACC	Nitrolube	1:17.891
DNS	1	Ray Stec	Pitt Meadows,BC	Royale RP37	Red	0	DNS	SCCBC	CACC	RS Racing	---

TOTAL IN GROUP= 19

COMMENTS: **Open Wheel Race #2 Sunday**



STEWARD: _____

August 19, 2007 4:07:29 PM

TIMING & SCORING: _____