

Beach Blanket Bash Weekend

WSC

Mission Raceway Park 2.120 Km

WSC Practice

18/08/2007 10:30 AM

Practice

Lap	Lap Tm	Diff	Time of Day
<b>(22) S.Paquette T.Morris,Jr T.Ward</b>			
1	1:34.320	+15.506	10:37:07.187
2	1:21.280	+2.466	10:38:28.467
3	1:18.814	-	10:39:47.281
4	1:20.541	+1.727	10:41:07.822
p5	2:59.239	+1:40.425	10:44:07.061
6	1:32.909	+14.095	10:45:39.970
7	1:23.220	+4.406	10:47:03.190
8	1:20.707	+1.893	10:48:23.897
9	1:20.161	+1.347	10:49:44.058

Lap	Lap Tm	Diff	Time of Day
<b>(721) B.Slyan G.Paetz</b>			
1	1:40.003	+18.965	10:37:32.177
2	1:28.168	+7.130	10:39:00.345
3	1:24.628	+3.590	10:40:24.973
4	1:23.114	+2.076	10:41:48.087
5	1:22.633	+1.595	10:43:10.720
6	1:23.869	+2.831	10:44:34.589
7	1:23.112	+2.074	10:45:57.701
8	1:24.641	+3.603	10:47:22.342
9	1:22.580	+1.542	10:48:44.922
10	1:21.038	-	10:50:05.960

Lap	Lap Tm	Diff	Time of Day
<b>(134) Darrin Gilmore</b>			
1	1:34.936	+13.882	10:37:02.264
2	1:21.554	+0.500	10:38:23.818
3	1:21.186	+0.132	10:39:45.004
4	1:21.932	+0.878	10:41:06.936
5	1:21.054	-	10:42:27.990
p6	3:34.552	+2:13.498	10:46:02.542
7	1:26.041	+4.987	10:47:28.583
8	1:21.140	+0.086	10:48:49.723
9	1:25.213	+4.159	10:50:14.936

Lap	Lap Tm	Diff	Time of Day
<b>(23) L.Redavic F.Redavid</b>			
1	1:35.864	+12.837	10:37:30.504
2	1:26.471	+3.444	10:38:56.975
3	1:25.412	+2.385	10:40:22.387
4	1:24.486	+1.459	10:41:46.873
5	1:23.372	+0.345	10:43:10.245
6	1:23.027	-	10:44:33.272
7	1:23.984	+0.957	10:45:57.256
8	1:23.926	+0.899	10:47:21.182
9	1:23.745	+0.718	10:48:44.927
10	1:38.943	+15.916	10:50:23.870

Lap	Lap Tm	Diff	Time of Day
<b>(06) JP Skinner</b>			
1	1:35.149	+12.035	10:37:32.030
2	1:26.441	+3.327	10:38:58.471
3	1:25.406	+2.292	10:40:23.877
4	1:24.964	+1.850	10:41:48.841
5	1:24.506	+1.392	10:43:13.347
p6	1:54.755	+31.641	10:45:08.102
7	1:26.911	+3.797	10:46:35.013
8	1:25.248	+2.134	10:48:00.261
9	1:23.114	-	10:49:23.375

Lap	Lap Tm	Diff	Time of Day
<b>(118) L.Bell B.Taylor</b>			
1	1:41.712	+18.271	10:37:27.848
2	1:27.473	+4.032	10:38:55.321

Lap	Lap Tm	Diff	Time of Day
3	1:25.087	+1.646	10:40:20.408
4	1:26.911	+3.470	10:41:47.319
5	1:24.992	+1.551	10:43:12.311
6	1:24.336	+0.895	10:44:36.647
7	1:23.605	+0.164	10:46:00.252
8	1:25.334	+1.893	10:47:25.586
9	1:23.441	-	10:48:49.027
10	1:31.655	+8.214	10:50:20.682

Lap	Lap Tm	Diff	Time of Day
<b>(07) Jordan Isaak</b>			
1	1:45.182	+18.632	10:37:22.368
2	1:28.946	+2.396	10:38:51.314
3	1:30.752	+4.202	10:40:22.066
4	1:30.757	+4.207	10:41:52.823
5	1:26.588	+0.038	10:43:19.411
6	1:26.877	+0.327	10:44:46.288
7	1:28.364	+1.814	10:46:14.652
8	1:26.592	+0.042	10:47:41.244
9	1:26.550	-	10:49:07.794

Lap	Lap Tm	Diff	Time of Day
<b>(68) John Chu</b>			
1	1:37.538	+10.962	10:37:20.222
2	1:29.103	+2.527	10:38:49.325
3	1:26.816	+0.240	10:40:16.141
4	1:26.779	+0.203	10:41:42.920
5	1:26.576	-	10:43:09.496
6	1:28.016	+1.440	10:44:37.512
7	1:27.735	+1.159	10:46:05.247
8	1:27.101	+0.525	10:47:32.348
9	1:27.041	+0.465	10:48:59.389
10	1:28.293	+1.717	10:50:27.682

Lap	Lap Tm	Diff	Time of Day
<b>(77) Arvid Isaak</b>			
1	1:46.819	+19.817	10:37:25.911
2	1:29.637	+2.635	10:38:55.548
3	1:29.630	+2.628	10:40:25.178
4	1:29.699	+2.697	10:41:54.877
p5	2:07.387	+40.385	10:44:02.264
6	1:32.631	+5.629	10:45:34.895
7	1:27.786	+0.784	10:47:02.681
8	1:27.002	-	10:48:29.683
9	1:27.308	+0.306	10:49:56.991

Lap	Lap Tm	Diff	Time of Day
<b>(7) Morgan Mansfield</b>			
1	1:46.024	+16.853	10:37:30.135
2	1:41.813	+12.642	10:39:11.948
3	1:43.901	+14.730	10:40:55.849
4	1:42.935	+13.764	10:42:38.784
5	1:35.725	+6.554	10:44:14.509
6	1:33.164	+3.993	10:45:47.673
7	1:31.396	+2.225	10:47:19.069
8	1:29.176	+0.005	10:48:48.245
9	1:29.171	-	10:50:17.416

Lap	Lap Tm	Diff	Time of Day
<b>(00) J.Grace S.Grace</b>			
1	1:41.876	+10.925	10:37:16.427
2	1:32.956	+2.005	10:38:49.383
3	1:31.307	+0.356	10:40:20.690
4	1:33.533	+2.582	10:41:54.223
5	1:32.447	+1.496	10:43:26.670
6	1:31.649	+0.698	10:44:58.319

Lap	Lap Tm	Diff	Time of Day
7	1:32.330	+1.379	10:46:30.649
8	1:31.246	+0.295	10:48:01.895
9	1:30.951	-	10:49:32.846

Lap	Lap Tm	Diff	Time of Day
<b>(37) J.Cartwright R.O'Connor</b>			
1	1:45.569	+14.303	10:42:05.767
2	1:34.879	+3.613	10:43:40.646
3	1:33.137	+1.871	10:45:13.783
4	1:32.161	+0.895	10:46:45.944
5	1:31.545	+0.279	10:48:17.489
6	1:31.266	-	10:49:48.755



Beach Blanket Bash Weekend

WSC

Mission Raceway Park 2.120 Km

WSC Qualify 1

18/08/2007 01:55 PM

Qualify

Lap	Lap Tm	Diff	Time of Day
<b>(22) S.Paquette T.Morris,Jr T.Ward</b>			
1	1:28.133	+13.472	14:05:38.097
2	1:17.725	+3.064	14:06:55.822
3	1:14.661	-	14:08:10.483

Lap	Lap Tm	Diff	Time of Day
<b>(01) Dennis Bainbridge</b>			
1	1:33.354	+17.827	14:06:16.367
2	1:17.581	+2.054	14:07:33.948
3	1:17.672	+2.145	14:08:51.620
4	1:16.048	+0.521	14:10:07.668
5	1:15.883	+0.356	14:11:23.551
6	1:15.527	-	14:12:39.078
7	1:17.886	+2.359	14:13:56.964
8	1:16.643	+1.116	14:15:13.607

Lap	Lap Tm	Diff	Time of Day
<b>(1) R.Stec R.Stec</b>			
1	1:37.923	+22.249	14:06:26.057
2	1:20.703	+5.029	14:07:46.760
3	1:18.033	+2.359	14:09:04.793
4	1:15.674	-	14:10:20.467
5	1:16.614	+0.940	14:11:37.081
6	1:16.083	+0.409	14:12:53.164
7	1:18.842	+3.168	14:14:12.006

Lap	Lap Tm	Diff	Time of Day
<b>(721) B.Slyan G.Paetz</b>			
1	1:28.199	+9.059	14:05:50.666
2	1:22.119	+2.979	14:07:12.785
3	1:22.812	+3.672	14:08:35.597
4	1:21.545	+2.405	14:09:57.142
5	1:22.064	+2.924	14:11:19.206
6	1:19.326	+0.186	14:12:38.532
7	1:21.372	+2.232	14:13:59.904
8	1:19.140	-	14:15:19.044

Lap	Lap Tm	Diff	Time of Day
<b>(134) Darrin Gilmore</b>			
1	1:28.723	+8.696	14:05:42.208
2	1:20.337	+0.310	14:07:02.545
3	1:20.587	+0.560	14:08:23.132
4	1:20.268	+0.241	14:09:43.400
5	1:21.782	+1.755	14:11:05.182
6	1:21.567	+1.540	14:12:26.749
7	1:20.027	-	14:13:46.776
p8	2:51.346	+1:31.319	14:16:38.122
9	1:24.517	+4.490	14:18:02.639

Lap	Lap Tm	Diff	Time of Day
<b>(06) JP Skinner</b>			
1	1:38.181	+15.215	14:06:18.748
2	1:22.966	-	14:07:41.714
3	1:23.424	+0.458	14:09:05.138
4	1:23.041	+0.075	14:10:28.179
5	1:24.817	+1.851	14:11:52.996

Lap	Lap Tm	Diff	Time of Day
<b>(118) L.Bell B.Taylor</b>			
1	1:30.199	+6.806	14:05:41.461
2	1:23.965	+0.572	14:07:05.426
3	1:24.388	+0.995	14:08:29.814
4	1:25.476	+2.083	14:09:55.290
5	1:23.393	-	14:11:18.683

(23) L.Redavic F.Redavid

Lap	Lap Tm	Diff	Time of Day
1	1:32.345	+7.783	14:05:47.470
2	1:24.671	+0.109	14:07:12.141
3	1:26.248	+1.686	14:08:38.389
4	1:25.043	+0.481	14:10:03.432
5	1:24.562	-	14:11:27.994
6	1:25.001	+0.439	14:12:52.995
7	1:25.371	+0.809	14:14:18.366
8	1:25.209	+0.647	14:15:43.575
9	1:24.659	+0.097	14:17:08.234

Lap	Lap Tm	Diff	Time of Day
<b>(68) John Chu</b>			
1	1:31.493	+5.712	14:06:00.227
2	1:25.781	-	14:07:26.008
3	1:26.066	+0.285	14:08:52.074
4	1:26.033	+0.252	14:10:18.107
5	1:27.166	+1.385	14:11:45.273
6	1:26.054	+0.273	14:13:11.327
7	1:26.536	+0.755	14:14:37.863
8	1:27.225	+1.444	14:16:05.088
9	1:29.219	+3.438	14:17:34.307
10	1:27.814	+2.033	14:19:02.121

Lap	Lap Tm	Diff	Time of Day
<b>(77) Arvid Isaak</b>			
1	1:38.293	+11.395	14:06:37.134
2	1:27.860	+0.962	14:08:04.994
3	1:29.623	+2.725	14:09:34.617
4	1:28.953	+2.055	14:11:03.570
5	1:28.225	+1.327	14:12:31.795
p6	1:46.729	+19.831	14:14:18.524
7	1:31.994	+5.096	14:15:50.518
8	1:29.257	+2.359	14:17:19.775
9	1:26.898	-	14:18:46.673

Lap	Lap Tm	Diff	Time of Day
<b>(07) Jordan Isaak</b>			
1	1:38.320	+11.108	14:06:36.110
2	1:27.890	+0.678	14:08:04.000
3	1:29.660	+2.448	14:09:33.660
4	1:28.218	+1.006	14:11:01.878
5	1:29.234	+2.022	14:12:31.112
p6	1:45.941	+18.729	14:14:17.053
7	1:31.935	+4.723	14:15:48.988
8	1:28.355	+1.143	14:17:17.343
9	1:27.212	-	14:18:44.555

Lap	Lap Tm	Diff	Time of Day
<b>(7) Morgan Mansfield</b>			
1	1:42.630	+15.004	14:06:21.390
2	1:27.626	-	14:07:49.016
3	1:35.717	+8.091	14:09:24.733

Lap	Lap Tm	Diff	Time of Day
<b>(88) Hamilton Muirhead</b>			
1	1:46.773	+19.096	14:06:23.861
2	1:33.584	+5.907	14:07:57.445
3	1:32.671	+4.994	14:09:30.116
4	1:30.042	+2.365	14:11:00.158
5	1:30.562	+2.885	14:12:30.720
6	1:30.398	+2.721	14:14:01.118
7	1:27.677	-	14:15:28.795
8	1:30.247	+2.570	14:16:59.042
9	1:30.395	+2.718	14:18:29.437

(37) J.Cartwright R.O'Connor




**BEACH BLANKET BASH WEEKEND  
SCCBC**

Sanction # **CACC**  
Track Length: **2.12 Km.**

**MISSION RACEWAY PARK  
OFFICIAL QUALIFYING RESULTS**

**August 18 - 19, 2007**

**WSC**

POS	CAR	DRIVER	TOWN	MAKE	COLOUR	CLASS	CLUB	LICENS	SPONSOR	2nd Best Tim	Best Time
1	22	S.Paquette T.Morris,Jr T.	N.Van/Van/PoCo,	Porsche 911TT	Red	P1	SCCBC	CACC/I	MB Euromotors, Fairview Automotive	1:17.725	1:14.661
2	1	Dennis Bainbridge	Chilliwack,BC	Fusion FRC-07	White	P1	SCCBC	ASN/FI		1:15.883	1:15.527
3	1	R.Stec R.Stec	Pitt Meadows,BC	Royale RP37	Red	P1	SCCBC	CACC	RS Racing	1:16.083	1:15.674
4	721	B.Styan G.Paetz	W.Van/Sry,BC	SureSports SR	Wht/Blu/Red/BP2		SCCBC	CACC	Nitrolube	1:19.326	1:19.140
5	134	Darrin Gilmore	Sardis,BC	Porsche 928	Silver	P2	SCCBC	ICSCC	Lordco, Ken's Tire & Wheel, Trans Canada Waterslides	1:20.268	1:20.027
6	6	JP Skinner	Aldergrove,BC	Honda CRX	Silver/Blue	P3	SCCBC	CACC	The AD Works, K&G Auto, JPS Performance, Ace Alderg	1:23.041	1:22.966
7	118	L.Bell B.Taylor	Abby/New West,B	Pontiac Trans A	Silver	P3	SCCBC	CACC	BCIT School of Transportation, Murray Pontiac, Apple A	1:23.965	1:23.393
8	23	L.Redavic F.Redavid	Vancouver,BC	Mazda RX7	Red/Wht/Grn	P2	SCCBC	CACC	Krangle Auto, Staff Auto, Endz Hair Studio	1:24.659	1:24.562
9	68	John Chu	Vancouver,BC	Honda Civic	Black	P3	SCCBC	CACC	DC Motorworks	1:26.033	1:25.781
10	77	Arvid Isaak	Abbotsford,BC	Honda CRX	Black	P4	SCCBC	CACC	A&L Auto Sales Ltd., Mountain West Holdings Inc.	1:27.860	1:26.898
11	7	Jordan Isaak	Abbotsford,BC	Honda CRX Si	Black	P4	SCCBC	CACC	A&L Auto Sales, Curtis Custom Wheels	1:27.890	1:27.212
12	7	Morgan Mansfield	W.Vancouver,BC	Caterham Supe	Black	P1	SCCBC	CACC	MKM Motors	1:35.717	1:27.626
13	88	Hamilton Muirhead	Vancouver,BC	Mazda RX7	White	P3	SCCBC	CACC	Bodhi Fitness & Lifestyle, Theodore Investment Ltd.	1:30.042	1:27.677
14	37	J.Cartwright R.O'Connor	New West/Vanc,B	Honda Civic	Blue	P3	SCCBC	CACC	False Creek Management	1:29.997	1:29.893
15	0	J.Grace S.Grace	Abbotsford,BC	Dodge Neon	White	P4	SCCBC	CACC	TPMS.ca, Bell Helmets	1:33.495	1:32.402
16	37	J.Cartwright R.O'Connor	New West/Vanc,B	Honda Civic	Blue	P3	SCCBC	CACC	False Creek Management	---	---
17	90	Keith Robinson	Langley,BC	Honda Civic	Black/Red	P4	SCCBC	CACC	K&G Auto Recycling	---	---

COMMENTS: **WSC Saturday Qualifying**



STEWARDS: \_\_\_\_\_

18/08/2007 2:24:02 PM

TIMING & SCORING:

Beach Blanket Bash Weekend

WSC

Mission Raceway Park 2.120 Km

WSC Qualify 2

19/08/2007 10:30 AM

Qualify

Lap	Lap Tm	Diff	Time of Day
<b>(1) R.Stec R.Stec</b>			
1	1:54.463	+20.671	10:41:14.330
2	1:37.251	+3.459	10:42:51.581
3	1:36.208	+2.416	10:44:27.789
4	1:35.286	+1.494	10:46:03.075
5	1:35.509	+1.717	10:47:38.584
6	1:33.792	-	10:49:12.376
<b>(118) L.Bell B.Taylor</b>			
1	1:46.470	+11.362	10:36:39.727
2	1:39.493	+4.385	10:38:19.220
3	1:37.472	+2.364	10:39:56.692
4	1:38.342	+3.234	10:41:35.034
5	1:38.435	+3.327	10:43:13.469
6	1:36.899	+1.791	10:44:50.368
7	1:35.108	-	10:46:25.476
<b>(134) Darrin Gilmore</b>			
p1	2:39.558	+1:03.131	10:37:40.566
p2	2:32.775	+56.348	10:40:13.341
3	1:44.161	+7.734	10:41:57.502
p4	3:22.433	+1:46.006	10:45:19.935
5	1:41.285	+4.858	10:47:01.220
6	1:37.205	+0.778	10:48:38.425
7	1:36.427	-	10:50:14.852
<b>(06) JP Skinner</b>			
1	1:43.537	+5.763	10:37:00.895
2	1:37.774	-	10:38:38.669
p3	2:35.126	+57.352	10:41:13.795
<b>(721) B.Styan G.Paetz</b>			
1	1:47.275	+9.059	10:36:55.585
2	1:38.721	+0.505	10:38:34.306
3	1:40.734	+2.518	10:40:15.040
4	1:39.825	+1.609	10:41:54.865
5	2:00.401	+22.185	10:43:55.266
6	1:54.623	+16.407	10:45:49.889
7	1:38.216	-	10:47:28.105
8	1:54.307	+16.091	10:49:22.412
<b>(77) Arvid Isaak</b>			
1	1:49.442	+10.927	10:36:47.486
2	1:41.905	+3.390	10:38:29.391
3	1:43.156	+4.641	10:40:12.547
4	1:38.515	-	10:41:51.062
<b>(68) John Chu</b>			
1	1:47.743	+8.402	10:45:21.974
2	1:42.366	+3.025	10:47:04.340
3	1:39.341	-	10:48:43.681
4	1:39.708	+0.367	10:50:23.389
<b>(88) Hamilton Muirhead</b>			
1	1:47.502	+7.209	10:36:42.919
2	1:45.770	+5.477	10:38:28.689
p3	2:27.888	+47.595	10:40:56.577
4	1:45.746	+5.453	10:42:42.323
5	1:40.293	-	10:44:22.616
6	1:44.175	+3.882	10:46:06.791

Lap	Lap Tm	Diff	Time of Day
7	1:43.313	+3.020	10:47:50.104
8	1:41.413	+1.120	10:49:31.517
<b>(00) J.Grace S.Grace</b>			
1	1:54.539	+10.182	10:37:00.495
2	1:45.369	+1.012	10:38:45.864
3	1:44.357	-	10:40:30.221
4	1:44.681	+0.324	10:42:14.902
5	1:45.792	+1.435	10:44:00.694
6	1:45.401	+1.044	10:45:46.095
7	1:46.880	+2.523	10:47:32.975
8	1:46.840	+2.483	10:49:19.815
<b>(23) L.Redavic F.Redavid</b>			
1	1:49.808	+4.031	10:36:41.482
2	1:45.828	+0.051	10:38:27.310
3	1:47.276	+1.499	10:40:14.586
4	1:48.009	+2.232	10:42:02.595
5	1:51.685	+5.908	10:43:54.280
6	1:48.183	+2.406	10:45:42.463
7	1:45.777	-	10:47:28.240
8	1:47.614	+1.837	10:49:15.854

Lap	Lap Tm	Diff	Time of Day
-----	--------	------	-------------

Printed: 19/08/2007 10:50:58 AM

Licensed to: Sports Car Club of British Columbia

Chief of Timing & Scoring

Race Director



Orbits 2

www.amb-it.com

www.mylaps.com

**BEACH BLANKET BASH WEEKEND  
SCCBC  
MISSION RACEWAY PARK  
COMBINED QUALIFYING RESULTS**

**Sanction #**      **CACC**  
**Track Length:**      **2.12 Km.**  
**August 18 - 19, 2007**

**WSC**

POS	CAR	DRIVER	TOWN	MAKE	COLOUR	CLASS	CLUB	LICENSE	SPONSOR	2nd BEST	BEST TM
1	22	S.Paquette T.Morris, Jr T	N.Van/Van/PoCo,BC	Porsche 911TT	Red	P1	SCCB	CC/ICSCC	MB Euromotors, Fairview Automotive	1:17.725	1:14.661
2	01	Dennis Bainbridge	Chilliwack,BC	Fusion FRC-07	White	P1	SCCB	ASN/FIA		1:15.883	1:15.527
3	1	R.Stec R.Stec	Pitt Meadows,BC	Royale RP37	Red	P1	SCCB	CACC	RS Racing	1:16.083	1:15.674
4	721	B.Styan G.Paetz	W.Van/Sry,BC	SureSports SR	Wht/Blu/Re	P2	SCCB	CACC	Nitrolube	1:19.326	1:19.140
5	134	Darrin Gilmore	Sardis,BC	Porsche 928	Silver	P2	SCCB	ICSCC	Lordco, Ken's Tire & Wheel, Trans Canada Watersl	1:20.268	1:20.027
6	118	L.Bell B.Taylor	Abby/New West,BC	Pontiac Trans A	Silver	P3	SCCB	CACC	BCIT School of Transportation, Murray Pontiac, Ap	1:23.965	1:23.393
7	23	L.Redavic F.Redavid	Vancouver,BC	Mazda RX7	Red/Wht/G	P2	SCCB	CACC	Krangle Auto, Staff Auto, Endz Hair Studio	1:24.659	1:24.562
8	68	John Chu	Vancouver,BC	Honda Civic	Black	P3	SCCB	CACC	DC Motorworks	1:26.033	1:25.781
9	77	Arvid Isaak	Abbotsford,BC	Honda CRX	Black	P4	SCCB	CACC	A&L Auto Sales Ltd., Mountain West Holdings Inc.	1:27.860	1:26.898
10	07	Jordan Isaak	Abbotsford,BC	Honda CRX Si	Black	P4	SCCB	CACC	A&L Auto Sales, Curtis Custom Wheels	1:27.890	1:27.212
11	7	Morgan Mansfield	W.Vancouver,BC	Caterham Supe	Black	P1	SCCB	CACC	MKM Motors	1:35.717	1:27.626
12	88	Hamilton Muirhead	Vancouver,BC	Mazda RX7	White	P3	SCCB	CACC	Bodhi Fitness & Lifestyle, Theodore Investment Lt	1:30.042	1:27.677
13	37	J.Cartwright R.O'Conno	New West/Vanc,BC	Honda Civic	Blue	P3	SCCB	CACC	False Creek Management	1:29.997	1:29.893
14	00	J.Grace S.Grace	Abbotsford,BC	Dodge Neon	White	P4	SCCB	CACC	TPMS.ca, Bell Helmets	1:33.495	1:32.402
15	06	JP Skinner	Aldergrove,BC	Honda CRX	Silver/Blue	P3	SCCB	CACC	The AD Works, K&G Auto, JPS Performance, Ace A	1:43.537	1:37.774
16	90	Keith Robinson	Langley,BC	Honda Civic	Black/Red	P4	SCCB	CACC	K&G Auto Recycling	---	---

COMMENTS: **WSC Combined Qualifying Sunday**



*[Handwritten Signature]*

STEWARD: \_\_\_\_\_

19/08/2007 1:41:00 PM


TIMING & SCORING. \_\_\_\_\_

Beach Blanket Bash Weekend

WSC  
WSC Race  
Race

Mission Raceway Park 2.120 Km

19/08/2007 01:15 PM



Lap	Lap Tm	Diff	Time of Day
<b>(22) S.Paquette T.Morris,Jr T.Ward</b>			
1	2:09.519	+51.989	13:28:38.891
2	1:33.104	+15.574	13:30:11.995
3	1:29.980	+12.450	13:31:41.975
4	1:27.633	+10.103	13:33:09.608
5	1:25.283	+7.753	13:34:34.891
6	1:24.478	+6.948	13:35:59.369
7	1:22.484	+4.954	13:37:21.853
8	1:21.310	+3.780	13:38:43.163
9	1:20.122	+2.592	13:40:03.285
10	1:23.043	+5.513	13:41:26.328
11	1:19.315	+1.785	13:42:45.643
12	1:19.481	+1.951	13:44:05.124
13	1:19.056	+1.526	13:45:24.180
14	1:19.308	+1.778	13:46:43.488
15	1:18.971	+1.441	13:48:02.459
16	1:20.595	+3.065	13:49:23.054
17	1:19.300	+1.770	13:50:42.354
18	1:20.249	+2.719	13:52:02.603
p19	3:04.708	+1:47.178	13:55:07.311
20	1:35.355	+17.825	13:56:42.666
21	1:21.330	+3.800	13:58:03.996
22	1:21.171	+3.641	13:59:25.167
23	1:20.009	+2.479	14:00:45.176
24	1:19.698	+2.168	14:02:04.874
25	1:18.993	+1.463	14:03:23.867
26	1:18.244	+0.714	14:04:42.111
27	1:18.680	+1.150	14:06:00.791
28	1:19.305	+1.775	14:07:20.096
29	1:18.459	+0.929	14:08:38.555
30	1:17.925	+0.395	14:09:56.480
31	1:18.766	+1.236	14:11:15.246
32	1:18.488	+0.958	14:12:33.734
p33	2:24.413	+1:06.883	14:14:58.147
34	1:27.735	+10.205	14:16:25.882
35	1:18.747	+1.217	14:17:44.629
36	1:18.427	+0.897	14:19:03.056
37	1:17.821	+0.291	14:20:20.877
38	1:18.051	+0.521	14:21:38.928
39	1:18.812	+1.282	14:22:57.740
40	1:20.065	+2.535	14:24:17.805
41	1:18.570	+1.040	14:25:36.375
42	1:17.530	-	14:26:53.905

Lap	Lap Tm	Diff	Time of Day
<b>(01) Dennis Bainbridge</b>			
1	2:06.294	+50.404	13:28:44.467
2	1:39.226	+23.336	13:30:23.693
3	1:32.695	+16.805	13:31:56.388
4	1:28.861	+12.971	13:33:25.249
5	1:28.758	+12.868	13:34:54.007
6	1:26.656	+10.766	13:36:20.663
7	1:25.057	+9.167	13:37:45.720
8	1:24.293	+8.403	13:39:10.013
9	1:23.657	+7.767	13:40:33.670
10	1:21.511	+5.621	13:41:55.181
p11	2:47.802	+1:31.912	13:44:42.983
p12	2:44.770	+1:28.880	13:47:27.753
13	1:27.346	+11.456	13:48:55.099
14	1:20.005	+4.115	13:50:15.104
15	1:20.469	+4.579	13:51:35.573

Lap	Lap Tm	Diff	Time of Day
16	1:20.483	+4.593	13:52:56.056
17	1:27.327	+11.437	13:54:23.383
18	1:31.399	+15.509	13:55:54.782
19	1:32.005	+16.115	13:57:26.787
20	1:20.647	+4.757	13:58:47.434
21	1:18.307	+2.417	14:00:05.741
22	1:18.563	+2.673	14:01:24.304
23	1:18.749	+2.859	14:02:43.053
24	1:20.045	+4.155	14:04:03.098
25	1:18.662	+2.772	14:05:21.760
26	1:17.933	+2.043	14:06:39.693
27	1:17.864	+1.974	14:07:57.557
28	1:17.446	+1.556	14:09:15.003
29	1:16.746	+0.856	14:10:31.749
30	1:17.319	+1.429	14:11:49.068
31	1:18.145	+2.255	14:13:07.213
32	1:17.264	+1.374	14:14:24.477
33	1:18.414	+2.524	14:15:42.891
34	1:17.788	+1.898	14:17:00.679
35	1:17.102	+1.212	14:18:17.781
36	1:18.006	+2.116	14:19:35.787
37	1:15.890	-	14:20:51.677
38	1:16.798	+0.908	14:22:08.475
39	1:17.332	+1.442	14:23:25.807
40	1:16.779	+0.889	14:24:42.586
41	1:17.278	+1.388	14:25:59.864
42	1:16.383	+0.493	14:27:16.247

Lap	Lap Tm	Diff	Time of Day
<b>(721) B.Styan G.Paetz</b>			
1	2:08.197	+48.224	13:28:39.602
2	1:34.736	+14.763	13:30:14.338
3	1:30.664	+10.691	13:31:45.002
4	1:31.312	+11.339	13:33:16.314
5	1:29.087	+9.114	13:34:45.401
6	1:28.334	+8.361	13:36:13.735
7	1:28.071	+8.098	13:37:41.806
8	1:26.236	+6.263	13:39:08.042
9	1:25.146	+5.173	13:40:33.188
10	1:25.906	+5.933	13:41:59.094
11	1:25.039	+5.066	13:43:24.133
12	1:24.949	+4.976	13:44:49.082
13	1:24.767	+4.794	13:46:13.849
14	1:24.338	+4.365	13:47:38.187
15	1:25.110	+5.137	13:49:03.297
16	1:23.444	+3.471	13:50:26.741
17	1:23.631	+3.658	13:51:50.372
18	1:23.500	+3.527	13:53:13.872
p19	2:55.093	+1:35.120	13:56:08.965
20	1:37.335	+17.362	13:57:46.300
21	1:21.635	+1.662	13:59:07.935
22	1:21.032	+1.059	14:00:28.967
23	1:21.047	+1.074	14:01:50.014
24	1:21.930	+1.957	14:03:11.944
25	1:21.003	+1.030	14:04:32.947
26	1:20.957	+0.984	14:05:53.904
27	1:20.727	+0.754	14:07:14.631
28	1:20.517	+0.544	14:08:35.148
29	1:20.316	+0.343	14:09:55.464
30	1:20.994	+1.021	14:11:16.458
31	1:20.241	+0.268	14:12:36.699
32	1:20.229	+0.256	14:13:56.928

Lap	Lap Tm	Diff	Time of Day
33	1:20.164	+0.191	14:15:17.092
34	1:21.808	+1.835	14:16:38.900
35	1:19.973	-	14:17:58.873
36	1:22.830	+2.857	14:19:21.703
37	1:21.911	+1.938	14:20:43.614
38	1:22.605	+2.632	14:22:06.219
39	1:21.978	+2.005	14:23:28.197
40	1:20.063	+0.090	14:24:48.260
41	1:20.444	+0.471	14:26:08.704
42	1:21.539	+1.566	14:27:30.243
<b>(134) Darrin Gilmore</b>			
1	2:07.892	+45.887	13:28:39.781
2	1:34.981	+12.976	13:30:14.762
3	1:29.271	+7.266	13:31:44.033
4	1:27.878	+5.873	13:33:11.911
5	1:26.553	+4.548	13:34:38.464
6	1:25.009	+3.004	13:36:03.473
7	1:24.939	+2.934	13:37:28.412
8	1:24.634	+2.629	13:38:53.046
9	1:24.381	+2.376	13:40:17.427
10	1:24.310	+2.305	13:41:41.737
11	1:23.831	+1.826	13:43:05.568
12	1:26.820	+4.815	13:44:32.388
13	1:24.976	+2.971	13:45:57.364
14	1:23.318	+1.313	13:47:20.682
15	1:23.898	+1.893	13:48:44.580
16	1:22.922	+0.917	13:50:07.502
17	1:23.478	+1.473	13:51:30.980
18	1:23.646	+1.641	13:52:54.626
19	1:23.208	+1.203	13:54:17.834
p20	2:56.239	+1:34.234	13:57:14.073
21	1:27.612	+5.607	13:58:41.685
22	1:23.172	+1.167	14:00:04.857
23	1:23.534	+1.529	14:01:28.391
24	1:22.965	+0.960	14:02:51.356
25	1:22.157	+0.152	14:04:13.513
26	1:22.936	+0.931	14:05:36.449
27	1:22.554	+0.549	14:06:59.003
28	1:22.756	+0.751	14:08:21.759
29	1:22.805	+0.800	14:09:44.564
30	1:22.275	+0.270	14:11:06.839
31	1:22.203	+0.198	14:12:29.042
32	1:22.220	+0.215	14:13:51.262
33	1:22.462	+0.457	14:15:13.724
34	1:22.037	+0.032	14:16:35.761
35	1:22.648	+0.643	14:17:58.409
36	1:22.825	+0.820	14:19:21.234
37	1:22.074	+0.069	14:20:43.308
38	1:22.598	+0.593	14:22:05.906
39	1:24.141	+2.136	14:23:30.047
40	1:22.005	-	14:24:52.052
41	1:22.323	+0.318	14:26:14.375
42	1:22.065	+0.060	14:27:36.440

Lap	Lap Tm	Diff	Time of Day
<b>(23) L.Redavic F.Redavid</b>			
1	2:07.581	+44.578	13:28:40.285
2	1:37.809	+14.806	13:30:18.094
3	1:33.614	+10.611	13:31:51.708
4	1:31.743	+8.740	13:33:23.451
5	1:31.761	+8.758	13:34:55.212

Printed: 19/08/2007 02:28:24 PM

Licensed to: Sports Car Club of British Columbia

Chief of Timing & Scoring  
Race Director



Orbits 2  
www.amb-it.com  
www.mylaps.com

Beach Blanket Bash Weekend


WSC

WSC Race

Race

Mission Raceway Park 2.120 Km

19/08/2007 01:15 PM



Lap	Lap Tm	Diff	Time of Day
6	1:29.082	+6.079	13:36:24.294
7	1:29.278	+6.275	13:37:53.572
8	1:27.507	+4.504	13:39:21.079
9	1:26.892	+3.889	13:40:47.971
10	1:26.276	+3.273	13:42:14.247
11	1:25.013	+2.010	13:43:39.260
12	1:28.250	+5.247	13:45:07.510
13	1:25.971	+2.968	13:46:33.481
14	1:26.681	+3.678	13:48:00.162
15	1:26.812	+3.809	13:49:26.974
16	1:23.191	+0.188	13:50:50.165
17	1:25.151	+2.148	13:52:15.316
18	1:28.211	+5.208	13:53:43.527
19	1:33.609	+10.606	13:55:17.136
p20	3:31.361	+2:08.358	13:58:48.497
21	1:36.850	+13.847	14:00:25.347
22	1:24.291	+1.288	14:01:49.638
23	1:24.804	+1.801	14:03:14.442
24	1:24.631	+1.628	14:04:39.073
25	1:23.194	+0.191	14:06:02.267
26	1:23.003	-	14:07:25.270
27	1:24.758	+1.755	14:08:50.028
28	1:23.737	+0.734	14:10:13.765
29	1:23.695	+0.692	14:11:37.460
30	1:23.881	+0.878	14:13:01.341
31	1:24.819	+1.816	14:14:26.160
32	1:23.960	+0.957	14:15:50.120
33	1:25.556	+2.553	14:17:15.676
34	1:23.509	+0.506	14:18:39.185
35	1:23.516	+0.513	14:20:02.701
36	1:23.737	+0.734	14:21:26.438
37	1:25.646	+2.643	14:22:52.084
38	1:23.514	+0.511	14:24:15.598
39	1:23.826	+0.823	14:25:39.424
40	1:24.387	+1.384	14:27:03.811
<hr/>			
(68) John Chu			
1	2:07.346	+42.772	13:28:42.169
2	1:40.998	+16.424	13:30:23.167
3	1:32.531	+7.957	13:31:55.698
4	1:33.860	+9.286	13:33:29.558
5	1:32.180	+7.606	13:35:01.738
6	1:29.553	+4.979	13:36:31.291
7	1:29.423	+4.849	13:38:00.714
8	1:28.862	+4.288	13:39:29.576
9	1:29.055	+4.481	13:40:58.631
10	1:28.489	+3.915	13:42:27.120
11	1:28.316	+3.742	13:43:55.436
12	1:28.717	+4.143	13:45:24.153
13	1:27.775	+3.201	13:46:51.928
14	1:27.262	+2.688	13:48:19.190
15	1:26.686	+2.112	13:49:45.876
16	1:26.569	+1.995	13:51:12.445
p17	2:50.437	+1:25.863	13:54:02.882
18	1:40.579	+16.005	13:55:43.461
19	1:26.613	+2.039	13:57:10.074
20	1:26.136	+1.562	13:58:36.210
21	1:25.244	+0.670	14:00:01.454
22	1:25.441	+0.867	14:01:26.895
23	1:26.082	+1.508	14:02:52.977
24	1:24.574	-	14:04:17.551

Lap	Lap Tm	Diff	Time of Day
25	1:26.922	+2.348	14:05:44.473
26	1:25.352	+0.778	14:07:09.825
27	1:25.391	+0.817	14:08:35.216
28	1:26.207	+1.633	14:10:01.423
29	1:25.084	+0.510	14:11:26.507
30	1:25.728	+1.154	14:12:52.235
31	1:24.619	+0.045	14:14:16.854
32	1:24.649	+0.075	14:15:41.503
33	1:26.911	+2.337	14:17:08.414
34	1:25.354	+0.780	14:18:33.768
35	1:25.469	+0.895	14:19:59.237
36	1:25.610	+1.036	14:21:24.847
37	1:27.460	+2.886	14:22:52.307
38	1:24.666	+0.092	14:24:16.973
39	1:25.149	+0.575	14:25:42.122
40	1:25.698	+1.124	14:27:07.820
<hr/>			
(06) JP Skinner			
1	2:07.266	+43.679	13:28:43.312
2	1:36.831	+13.244	13:30:20.143
3	1:31.942	+8.355	13:31:52.085
4	1:30.051	+6.464	13:33:22.136
5	1:29.564	+5.977	13:34:51.700
6	1:28.139	+4.552	13:36:19.839
7	1:28.489	+4.902	13:37:48.328
8	1:28.965	+5.378	13:39:17.293
9	1:27.563	+3.976	13:40:44.856
10	1:27.267	+3.680	13:42:12.123
11	1:26.884	+3.297	13:43:39.007
12	1:27.563	+3.976	13:45:06.570
13	1:26.593	+3.006	13:46:33.163
14	1:26.715	+3.128	13:47:59.878
15	1:29.209	+5.622	13:49:29.087
16	1:26.711	+3.124	13:50:55.798
17	1:26.654	+3.067	13:52:22.452
p18	3:20.634	+1:57.047	13:55:43.086
19	1:29.603	+6.016	13:57:12.689
20	1:26.636	+3.049	13:58:39.325
21	1:25.201	+1.614	14:00:04.526
22	1:25.428	+1.841	14:01:29.954
23	1:24.481	+0.894	14:02:54.435
24	1:24.212	+0.625	14:04:18.647
25	1:26.599	+3.012	14:05:45.246
26	1:24.298	+0.711	14:07:09.544
27	1:24.355	+0.768	14:08:33.899
28	1:25.002	+1.415	14:09:58.901
p29	1:39.310	+15.723	14:11:38.211
30	1:27.039	+3.452	14:13:05.250
31	1:25.275	+1.688	14:14:30.525
32	1:23.874	+0.287	14:15:54.399
33	1:23.761	+0.174	14:17:18.160
34	1:24.358	+0.771	14:18:42.518
35	1:23.703	+0.116	14:20:06.221
36	1:23.587	-	14:21:29.808
37	1:24.499	+0.912	14:22:54.307
38	1:25.354	+1.767	14:24:19.661
39	1:23.712	+0.125	14:25:43.373
40	1:28.127	+4.540	14:27:11.500
<hr/>			
(07) Jordan Isaak			
1	2:07.418	+40.139	13:28:42.879

Lap	Lap Tm	Diff	Time of Day
2	1:38.424	+11.145	13:30:21.303
3	1:36.604	+9.325	13:31:57.907
4	1:33.021	+5.742	13:33:30.928
5	1:33.224	+5.945	13:35:04.152
6	1:31.124	+3.845	13:36:35.276
7	1:29.775	+2.496	13:38:05.051
8	1:29.325	+2.046	13:39:34.376
9	1:29.199	+1.920	13:41:03.575
10	1:28.147	+0.868	13:42:31.722
11	1:28.193	+0.914	13:43:59.915
12	1:29.418	+2.139	13:45:29.333
13	1:28.059	+0.780	13:46:57.392
14	1:27.472	+0.193	13:48:24.864
15	1:27.663	+0.384	13:49:52.527
16	1:27.540	+0.261	13:51:20.067
17	1:28.426	+1.147	13:52:48.493
18	1:28.165	+0.886	13:54:16.658
p19	2:47.116	+1:19.837	13:57:03.774
20	1:32.362	+5.083	13:58:36.136
21	1:28.963	+1.684	14:00:05.099
22	1:28.988	+1.709	14:01:34.087
23	1:27.666	+0.387	14:03:01.753
24	1:27.758	+0.479	14:04:29.511
25	1:28.102	+0.823	14:05:57.613
26	1:27.700	+0.421	14:07:25.313
27	1:29.208	+1.929	14:08:54.521
28	1:27.452	+0.173	14:10:21.973
29	1:27.524	+0.245	14:11:49.497
30	1:27.355	+0.076	14:13:16.852
31	1:27.279	-	14:14:44.131
32	1:27.912	+0.633	14:16:12.043
33	1:27.890	+0.611	14:17:39.933
34	1:28.418	+1.139	14:19:08.351
35	1:27.579	+0.300	14:20:35.930
36	1:28.369	+1.090	14:22:04.299
37	1:30.202	+2.923	14:23:34.501
38	1:27.535	+0.256	14:25:02.036
39	1:28.168	+0.889	14:26:30.204
40	1:29.648	+2.369	14:27:59.852
<hr/>			
(90) Keith Robinson			
1	2:06.461	+39.228	13:28:43.833
2	1:41.861	+14.628	13:30:25.694
3	1:37.056	+9.823	13:32:02.750
4	1:35.403	+8.170	13:33:38.153
5	1:34.288	+7.055	13:35:12.441
6	1:33.070	+5.837	13:36:45.511
7	1:32.743	+5.510	13:38:18.254
8	1:30.792	+3.559	13:39:49.046
9	1:29.545	+2.312	13:41:18.591
10	1:28.125	+0.892	13:42:46.716
11	1:28.000	+0.767	13:44:14.716
12	1:28.613	+1.380	13:45:43.329
13	1:27.585	+0.352	13:47:10.914
14	1:28.012	+0.779	13:48:38.926
15	1:28.136	+0.903	13:50:07.062
16	1:27.910	+0.677	13:51:34.972
p17	2:42.861	+1:15.628	13:54:17.833
18	1:35.743	+8.510	13:55:53.576
19	1:32.714	+5.481	13:57:26.290
20	1:27.233	-	13:58:53.523

Printed: 19/08/2007 02:28:24 PM

Licensed to: Sports Car Club of British Columbia

Chief of Timing & Scoring  
Race Director



Orbits 2  
www.amb-it.com  
www.mylaps.com

Beach Blanket Bash Weekend


WSC

WSC Race

Race

Mission Raceway Park 2.120 Km

19/08/2007 01:15 PM



Lap	Lap Tm	Diff	Time of Day
21	1:28.024	+0.791	14:00:21.547
22	1:27.379	+0.146	14:01:48.926
23	1:28.237	+1.004	14:03:17.163
24	1:27.498	+0.265	14:04:44.661
25	1:28.958	+1.725	14:06:13.619
26	1:27.771	+0.538	14:07:41.390
27	1:30.486	+3.253	14:09:11.876
28	1:29.948	+2.715	14:10:41.824
29	1:30.929	+3.696	14:12:12.753
30	1:31.401	+4.168	14:13:44.154
31	1:29.140	+1.907	14:15:13.294
32	1:29.876	+2.643	14:16:43.170
33	1:30.643	+3.410	14:18:13.813
34	1:28.640	+1.407	14:19:42.453
35	1:28.610	+1.377	14:21:11.063
36	1:29.474	+2.241	14:22:40.537
37	1:28.532	+1.299	14:24:09.069
38	1:28.328	+1.095	14:25:37.397
39	1:28.871	+1.638	14:27:06.268

(37) J.Cartwright R.O'Connor			
Lap	Lap Tm	Diff	Time of Day
1	2:06.431	+40.169	13:28:42.785
2	1:41.857	+15.595	13:30:24.642
3	1:35.809	+9.547	13:32:00.451
4	1:34.907	+8.645	13:33:35.358
5	1:35.143	+8.881	13:35:10.501
6	1:29.561	+3.299	13:36:40.062
7	1:28.212	+1.950	13:38:08.274
8	1:27.473	+1.211	13:39:35.747
9	1:29.382	+3.120	13:41:05.129
10	1:28.873	+2.611	13:42:34.002
11	1:26.433	+0.171	13:44:00.435
12	1:27.562	+1.300	13:45:27.997
13	1:28.379	+2.117	13:46:56.376
14	1:26.506	+0.244	13:48:22.882
15	1:26.569	+0.307	13:49:49.451
16	1:26.262	-	13:51:15.713
17	1:28.167	+1.905	13:52:43.880
p18	3:33.309	+2:07.047	13:56:17.189
19	1:39.506	+13.244	13:57:56.695
20	1:33.962	+7.700	13:59:30.657
21	1:30.313	+4.051	14:01:00.970
22	1:30.346	+4.084	14:02:31.316
23	1:29.591	+3.329	14:04:00.907
24	1:29.047	+2.785	14:05:29.954
25	1:28.471	+2.209	14:06:58.425
26	1:28.527	+2.265	14:08:26.952
27	1:28.790	+2.528	14:09:55.742
28	1:28.621	+2.359	14:11:24.363
29	1:27.872	+1.610	14:12:52.235
30	1:27.491	+1.229	14:14:19.726
31	1:28.290	+2.028	14:15:48.016
32	1:29.177	+2.915	14:17:17.193
33	1:28.491	+2.229	14:18:45.684
34	1:28.082	+1.820	14:20:13.766
35	1:27.945	+1.683	14:21:41.711
36	1:28.096	+1.834	14:23:09.807
37	1:27.623	+1.361	14:24:37.430
38	1:28.534	+2.272	14:26:05.964
39	1:28.952	+2.690	14:27:34.916

(77) Arvid Isaak			
Lap	Lap Tm	Diff	Time of Day
1	2:07.319	+40.818	13:28:41.023
2	1:35.967	+9.466	13:30:16.990
3	1:38.505	+12.004	13:31:55.495
4	1:34.048	+7.547	13:33:29.543
5	1:34.259	+7.758	13:35:03.802
6	1:32.436	+5.935	13:36:36.238
7	1:29.939	+3.438	13:38:06.177
8	1:28.824	+2.323	13:39:35.001
9	1:29.892	+3.391	13:41:04.893
10	1:28.907	+2.406	13:42:33.800
11	1:28.207	+1.706	13:44:02.007
12	1:28.433	+1.932	13:45:30.440
p13	2:45.571	+1:19.070	13:48:16.011
14	1:31.708	+5.207	13:49:47.719
15	1:26.757	+0.256	13:51:14.476
16	1:28.810	+2.309	13:52:43.286
17	1:30.114	+3.613	13:54:13.400
18	1:31.621	+5.120	13:55:45.021
19	1:26.901	+0.400	13:57:11.922
20	1:26.501	-	13:58:38.423
p21	1:47.228	+20.727	14:00:25.651
22	1:31.125	+4.624	14:01:56.776
23	1:27.286	+0.785	14:03:24.062
p24	1:43.507	+17.006	14:05:07.569
25	1:32.351	+5.850	14:06:39.920
p26	1:56.696	+30.195	14:08:36.616
27	1:37.613	+11.112	14:10:14.229
28	1:31.021	+4.520	14:11:45.250
29	1:31.783	+5.282	14:13:17.033
30	1:28.079	+1.578	14:14:45.112
31	1:27.961	+1.460	14:16:13.073
32	1:27.825	+1.324	14:17:40.898
33	1:28.598	+2.097	14:19:09.496
34	1:27.463	+0.962	14:20:36.959
35	1:28.385	+1.884	14:22:05.344
36	1:30.573	+4.072	14:23:35.917
37	1:27.774	+1.273	14:25:03.691
38	1:28.135	+1.634	14:26:31.826
39	1:28.956	+2.455	14:28:00.782

(00) J.Grace S.Grace			
Lap	Lap Tm	Diff	Time of Day
1	2:06.589	+35.500	13:28:41.688
2	1:41.306	+10.217	13:30:22.994
3	1:39.070	+7.981	13:32:02.064
4	1:35.315	+4.226	13:33:37.379
5	1:34.597	+3.508	13:35:11.976
6	1:34.179	+3.090	13:36:46.155
7	1:34.377	+3.288	13:38:20.532
8	1:33.225	+2.136	13:39:53.757
9	1:33.186	+2.097	13:41:26.943
10	1:32.421	+1.332	13:42:59.364
11	1:31.162	+0.073	13:44:30.526
12	1:31.579	+0.490	13:46:02.105
13	1:31.089	-	13:47:33.194
14	1:32.109	+1.020	13:49:05.303
15	1:31.576	+0.487	13:50:36.879
p16	5:33.277	+4:02.188	13:56:10.156
17	1:44.949	+13.860	13:57:55.105
18	1:37.424	+6.335	13:59:32.529
19	1:32.526	+1.437	14:01:05.055

Lap	Lap Tm	Diff	Time of Day
20	1:33.262	+2.173	14:02:38.317
21	1:32.817	+1.728	14:04:11.134
22	1:36.389	+5.300	14:05:47.523
23	1:33.565	+2.476	14:07:21.088
24	1:35.189	+4.100	14:08:56.277
25	1:33.422	+2.333	14:10:29.699
26	1:34.271	+3.182	14:12:03.970
27	1:33.506	+2.417	14:13:37.476
28	1:32.512	+1.423	14:15:09.988
29	1:32.503	+1.414	14:16:42.491
30	1:34.450	+3.361	14:18:16.941
31	1:32.649	+1.560	14:19:49.590
32	1:31.718	+0.629	14:21:21.308
33	1:32.939	+1.850	14:22:54.247
34	1:33.226	+2.137	14:24:27.473
35	1:32.389	+1.300	14:25:59.862
36	1:33.157	+2.068	14:27:33.019

(88) Hamilton Muirhead			
Lap	Lap Tm	Diff	Time of Day
1	2:07.386	+38.787	13:28:41.200
2	1:39.718	+11.119	13:30:20.918
3	1:38.776	+10.177	13:31:59.694
4	1:35.431	+6.832	13:33:35.125
5	1:35.409	+6.810	13:35:10.534
6	1:34.440	+5.841	13:36:44.974
7	1:35.195	+6.596	13:38:20.169
8	1:33.176	+4.577	13:39:53.345
9	1:33.264	+4.665	13:41:26.609
10	1:32.475	+3.876	13:42:59.084
11	1:33.632	+5.033	13:44:32.716
12	1:31.429	+2.830	13:46:04.145
13	1:31.927	+3.328	13:47:36.072
14	1:32.403	+3.804	13:49:08.475
15	1:30.939	+2.340	13:50:39.414
16	1:32.200	+3.601	13:52:11.614
17	1:31.576	+2.977	13:53:43.190
18	1:33.687	+5.088	13:55:16.877
p19	2:48.149	+1:19.550	13:58:05.026
20	1:34.974	+6.375	13:59:40.000
21	1:30.586	+1.987	14:01:10.586
p22	1:53.972	+25.373	14:03:04.558
23	1:34.669	+6.070	14:04:39.227
24	1:30.443	+1.844	14:06:09.670
25	1:31.025	+2.426	14:07:40.695
26	1:30.547	+1.948	14:09:11.242
27	1:30.206	+1.607	14:10:41.448
28	1:30.788	+2.189	14:12:12.236
29	1:31.492	+2.893	14:13:43.728
30	1:30.026	+1.427	14:15:13.754
31	1:30.976	+2.377	14:16:44.730
32	1:30.414	+1.815	14:18:15.144
33	1:28.599	-	14:19:43.743
p34	5:52.148	+4:23.549	14:25:35.891
35	1:35.602	+7.003	14:27:11.493

(1) R.Stec R.Stec			
Lap	Lap Tm	Diff	Time of Day
1	2:08.963	+52.843	13:28:39.096
2	1:34.181	+18.061	13:30:13.277
3	1:29.670	+13.550	13:31:42.947
4	1:27.560	+11.440	13:33:10.507
5	1:50.342	+34.222	13:35:00.849

Printed: 19/08/2007 02:28:24 PM

Licensed to: Sports Car Club of British Columbia

Chief of Timing & Scoring


Race Director



Orbits 2

www.amb-it.com

www.mylaps.com



Lap	Lap Tm	Diff	Time of Day
6	1:26.116	+9.996	13:36:26.965
7	1:23.825	+7.705	13:37:50.790
8	1:23.758	+7.638	13:39:14.548
9	1:21.891	+5.771	13:40:36.439
10	1:21.499	+5.379	13:41:57.938
11	1:21.229	+5.109	13:43:19.167
12	1:21.881	+5.761	13:44:41.048
p13	9:04.511	+7:48.391	13:53:45.559
14	1:40.055	+23.935	13:55:25.614
15	1:25.765	+9.645	13:56:51.379
16	1:20.238	+4.118	13:58:11.617
17	1:19.097	+2.977	13:59:30.714
18	1:16.120	-	14:00:46.834

Lap Lap Tm Diff Time of Day

Lap Lap Tm Diff Time of Day



**BEACH BLANKET BASH WEEKEND  
SCCBC**

**Sanction # CACC  
Track Length: 2.12 Km.**

**MISSION RACEWAY PARK  
OFFICIAL RACE RESULTS**

**August 18 - 19, 2007**

**WSC**

POS	CAR	DRIVER	TOWN	MAKE	COLOUR	LAPS	O/A	CLUB	LICENSE	SPONSOR	FASTLAP
<b>P1</b>											
1	22	S.Paquette T.Morris,Jr	N.Van/Van/PoCo,BC	Porsche 911TT	Red	42	1	SCCBC	CACC	MB Euromotors, Fairview Automotive	1:17.530
2	01	Dennis Bainbridge	Chilliwack,BC	Fusion FRC-07	White	42	2	SCCBC	ASN/		1:15.890
DNF	1	R.Stec R.Stec	Pitt Meadows,BC	Royale RP37	Red	18	DNF	SCCBC	CACC	RS Racing	1:16.120
DNS	7	Morgan Mansfield	W.Vancouver,BC	Caterham Super Se	Black	0	DNS	SCCBC	CACC	MKM Motors	---
<b>P2</b>											
1	721	B.Styan G.Paetz	W.Van/Sry,BC	SureSports SR	Wht/Blu/Red/Bl	42	3	SCCBC	CACC	Nitrolube	1:19.973
2	134	Darrin Gilmore	Sardis,BC	Porsche 928	Silver	42	4	SCCBC	ICSC	Lordco, Ken's Tire & Wheel, Trans Canada Waterslide	1:22.005
3	23	L.Redavic F.Redavid	Vancouver,BC	Mazda RX7	Red/Wht/Grn	40	5	SCCBC	CACC	Krangle Auto, Staff Auto, Endz Hair Studio	1:23.003
<b>P3</b>											
1	68	John Chu	Vancouver,BC	Honda Civic	Black	40	6	SCCBC	CACC	DC Motorworks	1:24.574
2	06	JP Skinner	Aldergrove,BC	Honda CRX	Silver/Blue	40	7	SCCBC	CACC	The AD Works, K&G Auto, JPS Performance, Ace Alder	1:23.587
3	37	J.Cartwright R.O'Conn	New West/Vanc,BC	Honda Civic	Blue	39	10	SCCBC	CACC	False Creek Management	1:26.262
4	88	Hamilton Muirhead	Vancouver,BC	Mazda RX7	White	35	13	SCCBC	CACC	Bodhi Fitness & Lifestyle, Theodore Investment Ltd.	1:28.599
DNS	118	L.Bell B.Taylor	Abby/New West,BC	Pontiac Trans Am	Silver	0	DNS	SCCBC	CACC	BCIT School of Transportation, Murray Pontiac, Apple	---
<b>P4</b>											
1	07	Jordan Isaak	Abbotsford,BC	Honda CRX Si	Black	40	8	SCCBC	CACC	A&L Auto Sales, Curtis Custom Wheels	1:27.279
2	90	Keith Robinson	Langley,BC	Honda Civic	Black/Red	39	9	SCCBC	CACC	K&G Auto Recycling	1:27.233
3	77	Arvid Isaak	Abbotsford,BC	Honda CRX	Black	39	11	SCCBC	CACC	A&L Auto Sales Ltd., Mountain West Holdings Inc.	1:26.501
4	00	J.Grace S.Grace	Abbotsford,BC	Dodge Neon	White	36	12	SCCBC	CACC	TPMS.ca, Bell Helmets	1:31.089

**TOTAL IN GROUP= 16**

COMMENTS: **WSC Race - Sunday**



STEWARD: \_\_\_\_\_

**August 19, 2007 2:32:30 PM**

TIMING & SCORING: \_\_\_\_\_