


Closed Wheel 1

CW1 Practice 1

Practice

Mission Raceway Park 2.120 Km

06/10/2007 08:50 AM



Lap	Lap Tm	Diff	Time of Day
(38) Rick Chandler			
1	1:48.238	+15.830	9:09:57.244
2	1:36.204	+3.796	9:11:33.448
3	1:33.781	+1.373	9:13:07.229
4	1:33.848	+1.440	9:14:41.077
5	1:39.002	+6.594	9:16:20.079
6	1:32.408	-	9:17:52.487
(146) Lester Soman			
1	1:57.344	+22.951	9:08:10.832
2	1:38.976	+4.583	9:09:49.808
3	1:37.478	+3.085	9:11:27.286
4	1:36.320	+1.927	9:13:03.606
5	1:36.146	+1.753	9:14:39.752
6	1:36.452	+2.059	9:16:16.204
7	1:34.393	-	9:17:50.597
8	1:35.338	+0.945	9:19:25.935
(73) Chris Doodson			
1	1:46.152	+11.469	9:08:05.728
2	1:36.622	+1.939	9:09:42.350
3	1:35.558	+0.875	9:11:17.908
4	1:34.948	+0.265	9:12:52.856
5	1:35.061	+0.378	9:14:27.917
6	1:34.683	-	9:16:02.600
(72) David Stenner			
1	1:52.993	+17.783	9:12:19.719
2	1:39.615	+4.405	9:13:59.334
3	1:37.653	+2.443	9:15:36.987
4	1:35.210	-	9:17:12.197
5	1:36.500	+1.290	9:18:48.697
6	1:35.391	+0.181	9:20:24.088
(792) Robert Johnston			
1	1:44.068	+8.713	9:11:07.755
2	1:37.402	+2.047	9:12:45.157
3	1:37.046	+1.691	9:14:22.203
4	1:35.842	+0.487	9:15:58.045
5	1:35.355	-	9:17:33.400
6	1:35.489	+0.134	9:19:08.889
7	1:37.436	+2.081	9:20:46.325
(784) Terry Overdiek			
1	1:50.509	+14.664	9:07:47.470
2	1:35.845	-	9:09:23.315
3	1:36.429	+0.584	9:10:59.744
4	1:36.106	+0.261	9:12:35.850
p5	2:45.373	+1:09.528	9:15:21.223
6	1:43.918	+8.073	9:17:05.141
7	1:38.005	+2.160	9:18:43.146
(37) John Cartwright			
1	1:45.637	+9.758	9:08:34.599
2	1:37.632	+1.753	9:10:12.231
3	1:37.564	+1.685	9:11:49.795
4	1:42.395	+6.516	9:13:32.190
5	1:36.825	+0.946	9:15:09.015
6	1:36.931	+1.052	9:16:45.946
7	1:35.879	-	9:18:21.825

Lap	Lap Tm	Diff	Time of Day
8	1:38.665	+2.786	9:20:00.490
(702) Tracey Pearson			
1	1:50.179	+14.036	9:08:15.577
2	1:44.905	+8.762	9:10:00.482
3	1:36.143	-	9:11:36.625
(39) Bryan Hellevang			
1	1:54.102	+17.090	9:07:57.344
2	1:43.187	+6.175	9:09:40.531
3	1:42.268	+5.256	9:11:22.799
4	1:40.046	+3.034	9:13:02.845
5	1:40.733	+3.721	9:14:43.578
6	1:38.102	+1.090	9:16:21.680
7	1:37.514	+0.502	9:17:59.194
8	1:37.012	-	9:19:36.206
(13) Ian Thomas			
1	1:51.876	+14.293	9:07:50.582
2	1:41.053	+3.470	9:09:31.635
3	1:38.945	+1.362	9:11:10.580
4	1:39.424	+1.841	9:12:50.004
5	1:37.593	+0.010	9:14:27.597
6	1:37.583	-	9:16:05.180
7	1:37.993	+0.410	9:17:43.173
8	1:37.639	+0.056	9:19:20.812
(118) Larry Bell			
1	1:52.434	+14.439	9:07:47.005
2	1:40.174	+2.179	9:09:27.179
3	1:39.355	+1.360	9:11:06.534
4	1:37.995	-	9:12:44.529
5	1:39.906	+1.911	9:14:24.435
6	1:38.440	+0.445	9:16:02.875
7	2:03.928	+25.933	9:18:06.803
8	1:41.243	+3.248	9:19:48.046
(41) Andy Merakian			
1	1:50.137	+8.866	9:10:35.835
2	1:46.815	+5.544	9:12:22.650
3	1:44.510	+3.239	9:14:07.160
4	1:41.271	-	9:15:48.431
5	1:43.023	+1.752	9:17:31.454
6	1:44.636	+3.365	9:19:16.090
7	1:43.619	+2.348	9:20:59.709
(736) Ian Trip			
p1	2:22.724	+38.701	9:08:14.016
2	1:53.678	+9.655	9:10:07.694
3	1:45.327	+1.304	9:11:53.021
4	1:44.023	-	9:13:37.044
5	1:45.461	+1.438	9:15:22.505
6	1:45.174	+1.151	9:17:07.679
7	1:48.972	+4.949	9:18:56.651
8	1:47.241	+3.218	9:20:43.892
(28) Bryan Holyk			
1	1:59.418	+14.799	9:08:10.220
2	1:50.624	+6.005	9:10:00.844
3	1:47.335	+2.716	9:11:48.179
4	1:47.046	+2.427	9:13:35.225

Lap	Lap Tm	Diff	Time of Day
5	1:44.619	-	9:15:19.844
6	1:45.268	+0.649	9:17:05.112
7	1:48.299	+3.680	9:18:53.411
8	1:46.812	+2.193	9:20:40.223
(49) Jeff Lowe			
1	1:56.410	+10.095	9:08:14.031
2	1:49.720	+3.405	9:10:03.751
3	1:46.315	-	9:11:50.066
4	1:50.567	+4.252	9:13:40.633
5	1:47.711	+1.396	9:15:28.344
6	1:46.927	+0.612	9:17:15.271
7	1:46.966	+0.651	9:19:02.237
(94) Chris Chamberlain			
1	1:54.246	+6.475	9:07:54.886
2	1:47.821	+0.050	9:09:42.707
3	1:48.309	+0.538	9:11:31.016
4	1:47.771	-	9:13:18.787
(31) Rob Gilchrist			
1	1:56.420	+7.969	9:10:28.879
2	1:49.645	+1.194	9:12:18.524
3	2:18.477	+30.026	9:14:37.001
4	1:51.941	+3.490	9:16:28.942
5	1:48.451	-	9:18:17.393
6	2:03.356	+14.905	9:20:20.749
(7) Bill Okell			
1	1:58.762	+9.329	9:08:36.549
2	1:51.075	+1.642	9:10:27.624
3	1:49.433	-	9:12:17.057
4	1:49.800	+0.367	9:14:06.857




Closed Wheel 1

CW1 Race 1 Qualify

Qualify

Mission Raceway Park 2.120 Km

06/10/2007 11:05 AM



Lap	Lap Tm	Diff	Time of Day
(83) Collin Jackson			
1	1:43.874	+12.774	11:17:35.586
2	1:42.294	+11.194	11:19:17.880
3	1:46.749	+15.649	11:21:04.629
4	1:35.350	+4.250	11:22:39.979
p5	2:21.386	+50.286	11:25:01.365
6	1:38.781	+7.681	11:26:40.146
7	1:35.660	+4.560	11:28:15.806
8	1:31.100	-	11:29:46.906

Lap	Lap Tm	Diff	Time of Day
(05) Steve Paquette			
1	1:44.264	+12.600	11:17:41.635
2	1:37.217	+5.553	11:19:18.852
3	1:37.314	+5.650	11:20:56.166
4	1:35.927	+4.263	11:22:32.093
5	1:34.188	+2.524	11:24:06.281
6	1:34.112	+2.448	11:25:40.393
p7	1:57.312	+25.648	11:27:37.705
8	1:35.993	+4.329	11:29:13.698
9	1:31.664	-	11:30:45.362

Lap	Lap Tm	Diff	Time of Day
(38) Rick Chandler			
1	1:42.357	+10.390	11:17:47.234
2	1:34.530	+2.563	11:19:21.764
3	1:33.529	+1.562	11:20:55.293
4	1:33.885	+1.918	11:22:29.178
5	1:31.967	-	11:24:01.145
6	1:34.165	+2.198	11:25:35.310

Lap	Lap Tm	Diff	Time of Day
(72) Noel Florack			
1	1:46.173	+13.408	11:18:13.699
2	1:41.677	+8.912	11:19:55.376
3	1:34.509	+1.744	11:21:29.885
4	1:33.220	+0.455	11:23:03.105
5	1:32.765	-	11:24:35.870
6	1:33.238	+0.473	11:26:09.108

Lap	Lap Tm	Diff	Time of Day
(94) Chris Chamberlain			
1	1:45.016	+12.033	11:18:00.449
2	1:34.735	+1.752	11:19:35.184
3	1:34.815	+1.832	11:21:09.999
4	1:33.836	+0.853	11:22:43.835
5	1:37.105	+4.122	11:24:20.940
6	1:32.983	-	11:25:53.923

Lap	Lap Tm	Diff	Time of Day
(702) Tracey Pearson			
1	1:47.564	+14.351	11:17:59.943
2	1:34.951	+1.738	11:19:34.894
3	1:33.697	+0.484	11:21:08.591
4	1:33.213	-	11:22:41.804

Lap	Lap Tm	Diff	Time of Day
(146) Lester Soman			
1	1:48.071	+14.796	11:18:18.445
2	1:41.624	+8.349	11:20:00.069
3	1:34.958	+1.683	11:21:35.027
4	1:35.976	+2.701	11:23:11.003
5	1:33.737	+0.462	11:24:44.740
6	1:34.121	+0.846	11:26:18.861
7	1:33.873	+0.598	11:27:52.734
8	1:34.652	+1.377	11:29:27.386

Lap	Lap Tm	Diff	Time of Day
9	1:33.275	-	11:31:00.661
(72) David Stenner			
1	1:43.643	+9.755	11:17:46.831
2	1:39.080	+5.192	11:19:25.911
3	1:35.574	+1.686	11:21:01.485
4	1:35.184	+1.296	11:22:36.669
5	1:33.888	-	11:24:10.557
6	1:41.125	+7.237	11:25:51.682
7	1:46.321	+12.433	11:27:38.003
8	1:38.231	+4.343	11:29:16.234
9	1:36.623	+2.735	11:30:52.857

Lap	Lap Tm	Diff	Time of Day
(792) Robert Johnston			
1	1:51.560	+17.227	11:18:14.733
2	1:42.074	+7.741	11:19:56.807
3	1:34.467	+0.134	11:21:31.274
4	1:34.654	+0.321	11:23:05.928
5	1:34.818	+0.485	11:24:40.746
6	1:35.153	+0.820	11:26:15.899
7	1:34.467	+0.134	11:27:50.366
8	1:34.425	+0.092	11:29:24.791
9	1:34.333	-	11:30:59.124

Lap	Lap Tm	Diff	Time of Day
(784) Terry Overdiek			
1	2:00.758	+26.106	11:18:43.141
2	1:35.125	+0.473	11:20:18.266
3	1:34.652	-	11:21:52.918
4	1:35.610	+0.958	11:23:28.528
p5	3:06.217	+1:31.565	11:26:34.745
6	1:42.962	+8.310	11:28:17.707
7	1:34.898	+0.246	11:29:52.605

Lap	Lap Tm	Diff	Time of Day
(37) John Cartwright			
1	1:43.509	+7.630	11:17:38.570
2	1:36.291	+0.412	11:19:14.861
3	1:37.546	+1.667	11:20:52.407
4	1:38.016	+2.137	11:22:30.423
5	1:37.791	+1.912	11:24:08.214
6	1:35.879	-	11:25:44.093
7	1:37.332	+1.453	11:27:21.425
8	1:36.334	+0.455	11:28:57.759
9	1:39.394	+3.515	11:30:37.153

Lap	Lap Tm	Diff	Time of Day
(13) Ian Thomas			
p1	2:33.010	+56.747	11:18:54.515
2	1:50.986	+14.723	11:20:45.501
3	1:37.136	+0.873	11:22:22.637
4	1:37.241	+0.978	11:23:59.878
5	1:37.591	+1.328	11:25:37.469
6	1:36.263	-	11:27:13.732
7	1:36.753	+0.490	11:28:50.485
8	1:37.222	+0.959	11:30:27.707

Lap	Lap Tm	Diff	Time of Day
(118) Larry Bell			
p1	2:14.637	+37.980	11:19:00.651
2	1:46.131	+9.474	11:20:46.782
3	1:38.715	+2.058	11:22:25.497
4	1:37.133	+0.476	11:24:02.630
5	1:36.657	-	11:25:39.287
6	1:37.279	+0.622	11:27:16.566

Lap	Lap Tm	Diff	Time of Day
7	1:37.145	+0.488	11:28:53.711
8	1:39.446	+2.789	11:30:33.157
(39) Bryan Hellevang			
1	1:49.193	+11.359	11:18:21.686
2	1:40.310	+2.476	11:20:01.996
3	1:39.797	+1.963	11:21:41.793
4	1:38.844	+1.010	11:23:20.637
5	1:38.321	+0.487	11:24:58.958
6	1:37.834	-	11:26:36.792
7	1:39.323	+1.489	11:28:16.115
8	1:39.141	+1.307	11:29:55.256

Lap	Lap Tm	Diff	Time of Day
(736) Ian Trip			
1	1:55.462	+15.947	11:18:06.326
2	1:42.968	+3.453	11:19:49.294
3	1:41.128	+1.613	11:21:30.422
4	1:43.272	+3.757	11:23:13.694
5	1:41.594	+2.079	11:24:55.288
6	1:41.757	+2.242	11:26:37.045
7	1:46.949	+7.434	11:28:23.994
8	1:39.515	-	11:30:03.509


Lap	Lap Tm	Diff	Time of Day
(41) Andy Merakian			
1	1:58.049	+17.405	11:18:38.250
2	1:50.632	+9.988	11:20:28.882
3	1:43.218	+2.574	11:22:12.100
4	1:40.644	-	11:23:52.744
5	1:42.678	+2.034	11:25:35.422
6	1:43.463	+2.819	11:27:18.885
7	1:43.174	+2.530	11:29:02.059
8	1:41.736	+1.092	11:30:43.795

Lap	Lap Tm	Diff	Time of Day
(28) Bryan Holyk			
1	1:53.239	+8.725	11:18:12.121
2	1:48.265	+3.751	11:20:00.386
3	1:49.560	+5.046	11:21:49.946
4	1:48.049	+3.535	11:23:37.995
5	1:46.312	+1.798	11:25:24.307
6	1:44.514	-	11:27:08.821
7	1:44.721	+0.207	11:28:53.542
8	1:45.369	+0.855	11:30:38.911

Lap	Lap Tm	Diff	Time of Day
(81) Dennis Repeil			
1	1:58.306	+13.043	11:18:05.013
2	1:51.712	+6.449	11:19:56.725
3	1:51.329	+6.066	11:21:48.054
4	1:48.860	+3.597	11:23:36.914
5	1:45.637	+0.374	11:25:22.551
6	1:45.263	-	11:27:07.814
7	1:49.025	+3.762	11:28:56.839
8	1:46.123	+0.860	11:30:42.962

Lap	Lap Tm	Diff	Time of Day
(31) Rob Gilchrist			
1	1:56.117	+8.020	11:18:22.253
2	1:50.025	+1.928	11:20:12.278
3	1:48.601	+0.504	11:22:00.879
4	1:48.097	-	11:23:48.976
5	1:50.014	+1.917	11:25:38.990
6	2:01.555	+13.458	11:27:40.545





Lap	Lap Tm	Diff	Time of Day
(7) Bill Okell			
1	2:07.751	+15.238	11:18:45.547
2	1:55.847	+3.334	11:20:41.394
3	1:59.742	+7.229	11:22:41.136
4	1:55.591	+3.078	11:24:36.727
5	1:52.513	-	11:26:29.240
6	1:55.632	+3.119	11:28:24.872
7	1:53.606	+1.093	11:30:18.478

Lap Lap Tm Diff Time of Day

Lap Lap Tm Diff Time of Day



**LAST CHANCE WEEKEND
SCCBC**

**Sanction # CACC
Track Length: 2.12 Km.**

**MISSION RACEWAY PARK
OFFICIAL QUALIFYING RESULTS**

October 6 - 7, 2007

CW1

POS	CAR	DRIVER	TOWN	MAKE	COLOUR	CLASS	CLUB	LICENSE	SPONSOR	2nd Best Tim	Best Time
1	83	Collin Jackson	Langley,BC	Nissan 240SX	Red	GT3	SCCA	SCCA	Speciality Engineering, BM&M	1:35.350	1:31.100
2	05	Steve Paquette	N.Vancouver,BC	Porsche	Red/Black	IP1	SCCBC	CACC	MB Euromotors, Fairview Automotive	1:34.112	1:31.664
3	727	Noel Florack	Pitt Meadows,BC	Datsun 510	Red	GT3	SCCBC	CACC		1:33.220	1:32.765
4	94	Chris Chamberlain	Calgary,AB	Corvette Z06	White	IP1	SCCBC	CACC	Texas Seismic Rentals Inc.	1:33.836	1:32.983
5	702	Tracey Pearson	New Westminster	Mazda Miata	Red	GT1	SCCBC	CACC	Specialty Engineering, Metro Testing	1:33.697	1:33.213
6	146	Lester Soman	Garibaldi Highlan	Ford SHO	Black	IP1	SCCBC	CACC	Shoman Autosport, Joe's Fireplace Products, OK Tire Sq	1:33.737	1:33.275
7	72	David Stenner	Port Coquitlam,B	Acura GSR	Silver	IP2	SCCBC	CACC	Westmount Motors, Gord Rons Autometal	1:35.184	1:33.888
8	792	Robert Johnston	Abbotsford,BC	Honda CRX	Black/Yellow	GTU	SCCBC	CACC		1:34.425	1:34.333
9	784	Terry Overdiek	Surrey,BC	Mazda RX7	White/Blue	GT3	SCCBC	CACC	Alternative Cartage Inc, Allan Autotech	1:34.898	1:34.652
10	37	John Cartwright	New Westminster	Honda Civic	Blue	GTU	SCCBC	CACC	False Creek Management	1:36.291	1:35.879
11	13	Ian Thomas	N.Vancouver,BC	Honda Civic	Black/Orange	GTU	SCCBC	CACC	Thomas Design, Wife, Nixon Automotive	1:36.753	1:36.263
12	118	Larry Bell	Abbotsford,BC	Pontiac Trans A	Silver	GT1	SCCBC	CACC	BCIT School of Transportation, Murray Pontiac, Apple A	1:37.133	1:36.657
13	39	Bryan Hellevang	Maple Ridge,BC	Firebird	Green	GT1	SCCBC	CACC		1:38.321	1:37.834
14	736	Ian Trip	Penticton,BC	Datsun 240Z	Orange	GT2	SCCBC	CACC		1:41.128	1:39.515
15	41	Andy Merakian	Port Moody,BC	Porsche 944	Red	IP2	SCCBC	CACC	Blue Ocean Construction	1:41.736	1:40.644
16	28	Bryan Holyk	Coquitlam,BC	Corvette Z06	Red	IP1	SCCBC	CACC	Bishop Sales, Bishop Motorsports	1:44.721	1:44.514
17	81	Dennis Repel	N.Vancouver,BC	Camaro Iroc	Red/White	IP1	SCCBC	CACC	Canada Engines, New Planet Collision, BCIT	1:45.637	1:45.263
18	31	Rob Gilchrist	Port Coquitlam,B	Toyota MR2	Red/White	GTU	SCCBC	CACC	Lift Buddy Canada	1:48.601	1:48.097
19	7	Bill Okell	Victoria,BC	MG B-Roadster	Sil/Red/Chrom	GTU	SCCBC	CACC	RTR Trailermart, Pennzoil, Fram Oil Filters, Victoria Pla	1:53.606	1:52.513
20	49	Jeff Lowe	Burnaby,BC	Firebird	Black	GT1	SCCBC	CACC	Anducci's	-:--	-:--
21	789	Kiwi Bishop	Mt.Lehman,BC	Camaro	Green/Black	GT1	SCCBC	CACC	Little Rock Quarries, Midvalley Diesel	-:--	-:--
22	4	Dennis Thoney	Richmond,BC	Nissan 350Z	Blue/White	GT2	SCCA	SCCA		-:--	-:--
23	728	Don Lawrence	Port Coquitlam,B	Nissan 280Z	Red	GT2	SCCBC	CACC	B&J Parts	-:--	-:--
24	71	Branko Turic	Vancouver,BC	VW Rabbit	Blue	GTU	SCCBC	CACC	AMOC	-:--	-:--
25	73	Chris Doodson	Port Coquitlam,B	Honda Civic	Blue/Orange	GTU	SCCBC	SCCA	KALTIRE, Simpson Strong-tie	-:--	-:--
26	131	Martin Berryman	Pitt Meadows,BC	Honda CRX Si	White	GTU	SCCBC	CACC	Wane's Custom Woodwork Inc	-:--	-:--
27	38	Rick Chandler	Calgary,AB	Acura Integra	White/Yellow	GT3	WCMA	WCMA	Silverhill Acura, Southwest Terminals, Bula Millwright	1:33.529	1:31.967

COMMENTS: **CW1 RACE #1 Saturday Qualifying
Car #38 - DQ due to sound**

STEWARDS: _____

06/10/2007 11:48:35 AM

TIMING & SCORING: _____


Closed Wheel 1

CW1 Race 1

Race

Mission Raceway Park 2.120 Km

06/10/2007 02:55 PM



Lap	Lap Tm	Diff	Time of Day
(83) Collin Jackson			
1	1:31.545	+4.578	15:14:44.226
2	1:28.537	+1.570	15:16:12.763
3	1:27.691	+0.724	15:17:40.454
4	1:28.149	+1.182	15:19:08.603
5	1:54.914	+27.947	15:21:03.517
6	2:28.919	+1:01.952	15:23:32.436
7	1:53.697	+26.730	15:25:26.133
8	2:22.536	+55.569	15:27:48.669
9	1:26.967	-	15:29:15.636
10	1:27.144	+0.177	15:30:42.780
11	1:27.081	+0.114	15:32:09.861
12	1:28.367	+1.400	15:33:38.228

Lap	Lap Tm	Diff	Time of Day
(94) Chris Chamberlain			
1	1:35.630	+4.704	15:14:48.669
2	1:31.734	+0.808	15:16:20.403
3	1:32.277	+1.351	15:17:52.680
4	1:31.604	+0.678	15:19:24.284
5	1:40.479	+9.553	15:21:04.763
6	2:29.459	+58.533	15:23:34.222
7	1:53.094	+22.168	15:25:27.316
8	2:22.266	+51.340	15:27:49.582
9	1:30.926	-	15:29:20.508
10	1:32.018	+1.092	15:30:52.526
11	1:31.330	+0.404	15:32:23.856
12	1:32.676	+1.750	15:33:56.532

Lap	Lap Tm	Diff	Time of Day
(146) Lester Soman			
1	1:37.846	+4.654	15:14:51.483
2	1:33.437	+0.245	15:16:24.920
3	1:34.694	+1.502	15:17:59.614
4	1:33.192	-	15:19:32.806
5	1:35.373	+2.181	15:21:08.179
6	2:27.631	+54.439	15:23:35.810
7	1:52.849	+19.657	15:25:28.659
8	2:21.402	+48.210	15:27:50.061
9	1:33.426	+0.234	15:29:23.487
10	1:33.504	+0.312	15:30:56.991
11	1:33.536	+0.344	15:32:30.527
12	1:33.873	+0.681	15:34:04.400

Lap	Lap Tm	Diff	Time of Day
(784) Terry Overdiek			
1	1:40.228	+8.664	15:14:54.214
2	1:35.848	+4.284	15:16:30.062
3	1:35.825	+4.261	15:18:05.887
4	1:35.115	+3.551	15:19:41.002
5	1:38.901	+7.337	15:21:19.903
6	2:21.402	+49.838	15:23:41.305
7	1:53.689	+22.125	15:25:34.994
8	2:17.875	+46.311	15:27:52.869
9	1:34.122	+2.558	15:29:26.991
10	1:33.476	+1.912	15:31:00.467
11	1:33.016	+1.452	15:32:33.483
12	1:31.564	-	15:34:05.047

Lap	Lap Tm	Diff	Time of Day
(38) Rick Chandler			
1	1:42.411	+10.494	15:14:59.895
2	1:33.770	+1.853	15:16:33.665
3	1:32.419	+0.502	15:18:06.084

Lap	Lap Tm	Diff	Time of Day
4	1:32.874	+0.957	15:19:38.958
5	1:39.995	+8.078	15:21:18.953
6	2:21.122	+49.205	15:23:40.075
7	1:53.783	+21.866	15:25:33.858
8	2:19.451	+47.534	15:27:53.309
9	1:35.131	+3.214	15:29:28.440
10	1:33.127	+1.210	15:31:01.567
11	1:32.718	+0.801	15:32:34.285
12	1:31.917	-	15:34:06.202

Lap	Lap Tm	Diff	Time of Day
(72) David Stenner			
1	1:37.531	+4.068	15:14:50.931
2	1:36.738	+3.275	15:16:27.669
3	1:34.252	+0.789	15:18:01.921
4	1:34.763	+1.300	15:19:36.684
5	1:38.721	+5.258	15:21:15.405
6	2:21.348	+47.885	15:23:36.753
7	1:53.413	+19.950	15:25:30.166
8	2:21.528	+48.065	15:27:51.694
9	1:34.174	+0.711	15:29:25.868
10	1:33.670	+0.207	15:30:59.538
11	1:33.463	-	15:32:33.001
12	1:34.136	+0.673	15:34:07.137

Lap	Lap Tm	Diff	Time of Day
(702) Tracey Pearson			
1	1:44.100	+11.504	15:14:58.105
2	1:34.693	+2.097	15:16:32.798
3	1:32.909	+0.313	15:18:05.707
4	1:32.770	+0.174	15:19:38.477
5	1:39.468	+6.872	15:21:17.945
6	2:21.110	+48.514	15:23:39.055
7	1:53.444	+20.848	15:25:32.499
8	2:20.694	+48.098	15:27:53.193
9	1:35.099	+2.503	15:29:28.292
10	1:33.377	+0.781	15:31:01.669
11	1:33.637	+1.041	15:32:35.306
12	1:32.596	-	15:34:07.902

Lap	Lap Tm	Diff	Time of Day
(792) Robert Johnston			
1	1:38.703	+5.169	15:14:53.017
2	1:35.482	+1.948	15:16:28.499
3	1:33.972	+0.438	15:18:02.471
4	1:35.151	+1.617	15:19:37.622
5	1:38.590	+5.056	15:21:16.212
6	2:21.603	+48.069	15:23:37.815
7	1:53.351	+19.817	15:25:31.166
8	2:21.159	+47.625	15:27:52.325
9	1:34.031	+0.497	15:29:26.356
10	1:33.680	+0.146	15:31:00.036
11	1:33.534	-	15:32:33.570
12	1:35.306	+1.772	15:34:08.876

Lap	Lap Tm	Diff	Time of Day
(13) Ian Thomas			
1	1:41.359	+8.487	15:14:56.447
2	1:37.499	+4.627	15:16:33.946
3	1:34.686	+1.814	15:18:08.632
4	1:33.712	+0.840	15:19:42.344
5	1:39.757	+6.885	15:21:22.101
6	2:19.656	+46.784	15:23:41.757
7	1:54.422	+21.550	15:25:36.179
8	2:18.650	+45.778	15:27:54.829

Lap	Lap Tm	Diff	Time of Day
9	1:36.026	+3.154	15:29:30.855
10	1:33.704	+0.832	15:31:04.559
11	1:32.920	+0.048	15:32:37.479
12	1:32.872	-	15:34:10.351

Lap	Lap Tm	Diff	Time of Day
(118) Larry Bell			
1	1:41.638	+8.430	15:14:57.260
2	1:38.202	+4.994	15:16:35.462
3	1:36.925	+3.717	15:18:12.387
4	1:36.102	+2.894	15:19:48.489
5	1:37.889	+4.681	15:21:26.378
6	2:19.029	+45.821	15:23:45.407
7	1:53.593	+20.385	15:25:39.000
8	2:17.192	+43.984	15:27:56.192
9	1:35.431	+2.223	15:29:31.623
10	1:34.716	+1.508	15:31:06.339
11	1:33.886	+0.678	15:32:40.225
12	1:33.208	-	15:34:13.433

Lap	Lap Tm	Diff	Time of Day
(727) Noel Florack			
1	1:57.142	+25.869	15:15:10.626
2	1:38.155	+6.882	15:16:48.781
3	1:31.273	-	15:18:20.054
4	1:43.369	+12.096	15:20:03.423
5	1:36.368	+5.095	15:21:39.791
6	2:10.520	+39.247	15:23:50.311
7	1:53.273	+22.000	15:25:43.584
8	2:15.771	+44.498	15:27:59.355
9	1:34.386	+3.113	15:29:33.741
10	1:33.223	+1.950	15:31:06.964
11	1:33.598	+2.325	15:32:40.562
12	1:34.302	+3.029	15:34:14.864

Lap	Lap Tm	Diff	Time of Day
(39) Bryan Hellevang			
1	1:44.778	+10.959	15:15:00.073
2	1:37.464	+3.645	15:16:37.537
3	1:36.420	+2.601	15:18:13.957
4	1:35.816	+1.997	15:19:49.773
5	1:38.855	+5.036	15:21:28.628
6	2:18.154	+44.335	15:23:46.782
7	1:53.063	+19.244	15:25:39.845
8	2:17.273	+43.454	15:27:57.118
9	1:36.582	+2.763	15:29:33.700
10	1:36.897	+3.078	15:31:10.597
11	1:33.819	-	15:32:44.416
12	1:34.587	+0.768	15:34:19.003

Lap	Lap Tm	Diff	Time of Day
(73) Chris Doodson			
1	1:44.801	+10.709	15:15:03.021
2	1:35.852	+1.760	15:16:38.873
3	1:35.619	+1.527	15:18:14.492
4	1:36.148	+2.056	15:19:50.640
5	1:41.352	+7.260	15:21:31.992
6	2:15.928	+41.836	15:23:47.920
7	1:53.280	+19.188	15:25:41.200
8	2:16.792	+42.700	15:27:57.992
9	1:37.086	+2.994	15:29:35.078
10	1:36.384	+2.292	15:31:11.462
11	1:34.408	+0.316	15:32:45.870
12	1:34.092	-	15:34:19.962



Closed Wheel 1

Mission Raceway Park 2.120 Km

CW1 Race 1

06/10/2007 02:55 PM

Race

Lap	Lap Tm	Diff	Time of Day
(131) Martin Berryman			
1	1:46.097	+11.597	15:15:04.601
2	1:36.335	+1.835	15:16:40.936
3	1:35.794	+1.294	15:18:16.730
4	1:45.481	+10.981	15:20:02.211
5	1:36.860	+2.360	15:21:39.071
6	2:10.031	+35.531	15:23:49.102
7	1:53.171	+18.671	15:25:42.273
8	2:16.599	+42.099	15:27:58.872
9	1:37.649	+3.149	15:29:36.521
10	1:36.004	+1.504	15:31:12.525
11	1:34.500	-	15:32:47.025
12	1:34.800	+0.300	15:34:21.825

Lap	Lap Tm	Diff	Time of Day
(41) Andy Merakian			
1	1:48.329	+9.566	15:15:04.258
2	1:42.510	+3.747	15:16:46.768
3	1:39.636	+0.873	15:18:26.404
4	1:40.128	+1.365	15:20:06.532
5	1:40.887	+2.124	15:21:47.419
6	2:04.586	+25.823	15:23:52.005
7	1:52.649	+13.886	15:25:44.654
8	2:16.195	+37.432	15:28:00.849
9	1:38.802	+0.039	15:29:39.651
10	1:38.763	-	15:31:18.414
11	1:38.777	+0.014	15:32:57.191
12	1:38.946	+0.183	15:34:36.137

Lap	Lap Tm	Diff	Time of Day
(736) Ian Trip			
1	1:46.070	+13.369	15:15:02.224
2	2:09.093	+36.392	15:17:11.317
3	1:40.748	+8.047	15:18:52.065
4	1:46.440	+13.739	15:20:38.505
5	1:47.353	+14.652	15:22:25.858
6	1:52.205	+19.504	15:24:18.063
7	1:32.701	-	15:25:50.764
8	2:15.785	+43.084	15:28:06.549
9	1:42.426	+9.725	15:29:48.975
10	1:40.933	+8.232	15:31:29.908
11	1:37.908	+5.207	15:33:07.816
12	1:38.621	+5.920	15:34:46.437

Lap	Lap Tm	Diff	Time of Day
(81) Dennis Repel			
1	1:50.225	+7.038	15:15:07.330
2	1:45.343	+2.156	15:16:52.673
3	1:44.777	+1.590	15:18:37.450
4	1:47.693	+4.506	15:20:25.143
5	1:46.431	+3.244	15:22:11.574
6	1:49.488	+6.301	15:24:01.062
7	1:45.364	+2.177	15:25:46.426
8	2:16.741	+33.554	15:28:03.167
9	1:43.187	-	15:29:46.354
10	1:43.195	+0.008	15:31:29.549
11	1:44.746	+1.559	15:33:14.295
12	1:44.013	+0.826	15:34:58.308

Lap	Lap Tm	Diff	Time of Day
(49) Jeff Lowe			
1	1:53.584	+13.662	15:15:12.097
2	1:47.117	+7.195	15:16:59.214
3	1:45.617	+5.695	15:18:44.831
4	1:47.678	+7.756	15:20:32.509

Lap	Lap Tm	Diff	Time of Day
5	1:46.370	+6.448	15:22:18.879
6	1:49.347	+9.425	15:24:08.226
7	1:39.922	-	15:25:48.148
8	2:17.207	+37.285	15:28:05.355
9	1:46.355	+6.433	15:29:51.710
10	1:45.610	+5.688	15:31:37.320
11	1:47.193	+7.271	15:33:24.513
12	1:45.650	+5.728	15:35:10.163


Lap	Lap Tm	Diff	Time of Day
(31) Rob Gilchrist			
1	1:53.401	+21.044	15:15:11.143
2	1:47.612	+15.255	15:16:58.755
3	1:48.780	+16.423	15:18:47.535
4	1:49.760	+17.403	15:20:37.295
5	1:47.383	+15.026	15:22:24.678
6	1:52.317	+19.960	15:24:16.995
7	1:32.357	-	15:25:49.352
8	2:16.604	+44.247	15:28:05.956
9	1:46.816	+14.459	15:29:52.772
10	1:46.406	+14.049	15:31:39.178
11	1:46.803	+14.446	15:33:25.981
12	1:45.497	+13.140	15:35:11.478

Lap	Lap Tm	Diff	Time of Day
(37) John Cartwright			
1	1:40.245	+4.490	15:14:55.139
2	1:35.755	-	15:16:30.894
3	1:36.024	+0.269	15:18:06.918
4	1:36.894	+1.139	15:19:43.812
5	1:40.010	+4.255	15:21:23.822
6	2:20.494	+44.739	15:23:44.316
7	1:53.683	+17.928	15:25:37.999
8	2:17.975	+42.220	15:27:55.974
9	1:36.653	+0.898	15:29:32.627
p10	2:32.067	+56.312	15:32:04.694
11	1:38.947	+3.192	15:33:43.641

Lap	Lap Tm	Diff	Time of Day
(7) Bill Okell			
1	1:57.059	+8.405	15:15:19.137
2	1:53.396	+4.742	15:17:12.533
3	1:54.109	+5.455	15:19:06.642
4	1:53.851	+5.197	15:21:00.493
5	1:55.118	+6.464	15:22:55.611
6	1:54.121	+5.467	15:24:49.732
7	1:51.724	+3.070	15:26:41.456
8	1:50.815	+2.161	15:28:32.271
9	1:48.654	-	15:30:20.925
10	1:50.317	+1.663	15:32:11.242
11	1:50.202	+1.548	15:34:01.444

Lap	Lap Tm	Diff	Time of Day
(71) Branko Turic			
1	1:43.010	+9.624	15:15:00.687
2	1:35.712	+2.326	15:16:36.399
3	1:33.386	-	15:18:09.785
4	1:33.847	+0.461	15:19:43.632
5	1:39.272	+5.886	15:21:22.904
6	2:20.472	+47.086	15:23:43.376
7	1:53.677	+20.291	15:25:37.053
8	2:18.061	+44.675	15:27:55.114
9	1:34.867	+1.481	15:29:29.981

(28) Bryan Holyk




**LAST CHANCE WEEKEND
SCCBC
MISSION RACEWAY PARK
OFFICIAL RACE RESULTS**

**Sanction # CACC
Track Length: 2.12 Km.**

October 6 - 7, 2007

CW1

POS	CAR	DRIVER	TOWN	MAKE	COLOUR	LAPS	O/A	CLUB	LICENSE	SPONSOR	FASTLAP
GT1											
1	702	Tracey Pearson	New Westminster,B	Mazda Miata	Red	12	7	SCCBC	CACC	Specialty Engineering, Metro Testing	1:32.596
2	118	Larry Bell	Abbotsford,BC	Pontiac Trans Am	Silver	12	10	SCCBC	CACC	BCIT School of Transportation, Murray Pontiac, Apple	1:33.208
3	39	Bryan Hellevang	Maple Ridge,BC	Firebird	Green	12	12	SCCBC	CACC		1:33.819
4	49	Jeff Lowe	Burnaby,BC	Firebird	Black	12	18	SCCBC	CACC	Anducci's	1:39.922
DNS	789	Kiwi Bishop	Mt.Lehman,BC	Camaro	Green/Black	0	DNS	SCCBC	CACC	Little Rock Quarries, Midvalley Diesel	---
GT2											
1	736	Ian Trip	Penticton,BC	Datsun 240Z	Orange	12	16	SCCBC	CACC		1:32.701
DNS	4	Dennis Thoney	Richmond,BC	Nissan 350Z	Blue/White	0	DNS	SCCA	SCCA		---
DNS	728	Don Lawrence	Port Coquitlam,BC	Nissan 280Z	Red	0	DNS	SCCBC	CACC	B&J Parts	---
GT3											
1	83	Collin Jackson	Langley,BC	Nissan 240SX	Red	12	1	SCCA	SCCA	Speciality Engineering, BM&M	1:26.967
2	784	Terry Overdiek	Surrey,BC	Mazda RX7	White/Blue	12	4	SCCBC	CACC	Alternative Cartage Inc, Allan Autotech	1:31.564
3	38	Rick Chandler	Calgary,AB	Acura Integra	White/Yellow	12	5	WCMA	WCM	Silverhill Acura, Southwest Terminals, Bula Millwright	1:31.917
4	727	Noel Florack	Pitt Meadows,BC	Datsun 510	Red	12	11	SCCBC	CACC		1:31.273
GTU											
1	792	Robert Johnston	Abbotsford,BC	Honda CRX	Black/Yellow	12	8	SCCBC	CACC		1:33.534
2	13	Ian Thomas	N.Vancouver,BC	Honda Civic	Black/Orange	12	9	SCCBC	CACC	Thomas Design, Wife, Nixon Automotive	1:32.872
3	73	Chris Doodson	Port Coquitlam,BC	Honda Civic	Blue/Orange	12	13	SCCBC	SCCA	KALTIRE, Simpson Strong-tie	1:34.092
4	131	Martin Berryman	Pitt Meadows,BC	Honda CRX Si	White	12	14	SCCBC	CACC	Wane's Custom Woodwork Inc	1:34.500
5	31	Rob Gilchrist	Port Coquitlam,BC	Toyota MR2	Red/White	12	19	SCCBC	CACC	Lift Buddy Canada	1:32.357
6	37	John Cartwright	New Westminster,B	Honda Civic	Blue	11	20	SCCBC	CACC	False Creek Management	1:35.755
7	7	Bill Okell	Victoria,BC	MG B-Roadster	Sil/Red/Chrome	11	21	SCCBC	CACC	RTR Trailermart, Pennzoil, Fram Oil Filters, Victoria P	1:48.654
DNF	71	Branko Turic	Vancouver,BC	VW Rabbit	Blue	9	DNF	SCCBC	CACC	AMOC	1:33.386
IP1											
1	94	Chris Chamberlain	Calgary,AB	Corvette Z06	White	12	2	SCCBC	CACC	Texas Seismic Rentals Inc.	1:30.926
2	146	Lester Soman	Garibaldi Highlands,	Ford SHO	Black	12	3	SCCBC	CACC	Shoman Autosport, Joe's Fireplace Products, OK Tire	1:33.192
3	81	Dennis Repel	N.Vancouver,BC	Camaro Iroc	Red/White	12	17	SCCBC	CACC	Canada Engines, New Planet Collision, BCIT	1:43.187
DNF	28	Bryan Holyk	Coquitlam,BC	Corvette Z06	Red	3	DNF	SCCBC	CACC	Bishop Sales, Bishop Motorsports	1:42.187
DNS	05	Steve Paquette	N.Vancouver,BC	Porsche	Red/Black	0	DNS	SCCBC	CACC	MB Euromotors, Fairview Automotive	---
IP2											
1	72	David Stenner	Port Coquitlam,BC	Acura GSR	Silver	12	6	SCCBC	CACC	Westmount Motors, Gord Rons Autometal	1:33.463
2	41	Andy Merakian	Port Moody,BC	Porsche 944	Red	12	15	SCCBC	CACC	Blue Ocean Construction	1:38.763

TOTAL IN GROUP= 27

COMMENTS: **Closed Wheel 1 Race #1 Saturday**



STEWARD: _____

October 6, 2007 3:37:19 PM

TIMING & SCORING: _____

Lap	Lap Tm	Diff	Time of Day
(146) Lester Soman			
p1	5:14.865	+3:40.929	9:34:11.183
2	1:47.912	+13.976	9:35:59.095
3	1:37.754	+3.818	9:37:36.849
4	1:36.127	+2.191	9:39:12.976
5	1:36.271	+2.335	9:40:49.247
6	1:37.263	+3.327	9:42:26.510
7	1:33.936	-	9:44:00.446

(792) Robert Johnston			
1	1:43.336	+9.050	9:30:33.387
2	1:36.733	+2.447	9:32:10.120
3	1:35.154	+0.868	9:33:45.274
4	1:34.514	+0.228	9:35:19.788
5	1:49.847	+15.561	9:37:09.635
6	1:34.286	-	9:38:43.921

(71) Branko Turic			
1	1:48.877	+14.518	9:30:40.879
2	1:40.791	+6.432	9:32:21.670
3	1:35.856	+1.497	9:33:57.526
4	1:36.176	+1.817	9:35:33.702
5	1:34.989	+0.630	9:37:08.691
6	1:34.359	-	9:38:43.050

(37) John Cartwright			
1	1:43.145	+8.725	9:30:43.025
2	1:36.071	+1.651	9:32:19.096
3	1:35.008	+0.588	9:33:54.104
4	1:36.066	+1.646	9:35:30.170
5	1:34.632	+0.212	9:37:04.802
6	1:34.463	+0.043	9:38:39.265
7	1:34.749	+0.329	9:40:14.014
8	1:35.488	+1.068	9:41:49.502
9	1:34.420	-	9:43:23.922

(73) Chris Doodson			
1	1:43.667	+8.777	9:30:44.828
2	1:34.890	-	9:32:19.718

(39) Bryan Hellevang			
1	1:45.428	+10.142	9:30:32.704
2	1:36.679	+1.393	9:32:09.383
3	1:35.286	-	9:33:44.669

(131) Theodore Konyi			
1	1:45.257	+8.741	9:30:48.224
2	1:38.242	+1.726	9:32:26.466
3	1:38.979	+2.463	9:34:05.445
4	1:38.759	+2.243	9:35:44.204
5	1:37.726	+1.210	9:37:21.930
6	1:36.516	-	9:38:58.446
7	1:46.652	+10.136	9:40:45.098
8	1:50.019	+13.503	9:42:35.117

(13) Ian Thomas			
1	1:58.613	+17.148	9:31:06.372
2	1:41.465	-	9:32:47.837

(7) Bill Okell

Lap	Lap Tm	Diff	Time of Day
1	2:01.124	+19.498	9:31:15.047
2	1:45.304	+3.678	9:33:00.351
3	1:44.320	+2.694	9:34:44.671
4	1:42.990	+1.364	9:36:27.661
5	1:42.986	+1.360	9:38:10.647
6	1:41.626	-	9:39:52.273
7	1:41.847	+0.221	9:41:34.120
8	1:42.705	+1.079	9:43:16.825

(31) Rob Gilchrist			
1	2:02.228	+16.642	9:31:12.863
2	1:45.586	-	9:32:58.449
3	1:52.342	+6.756	9:34:50.791
4	1:47.861	+2.275	9:36:38.652
5	1:46.703	+1.117	9:38:25.355
6	1:46.962	+1.376	9:40:12.317
7	1:46.412	+0.826	9:41:58.729
8	1:46.586	+1.000	9:43:45.315

(703) Max Thompson			
1	2:28.452	+26.452	9:31:34.172
2	2:02.000	-	9:33:36.172

Lap	Lap Tm	Diff	Time of Day
-----	--------	------	-------------



Closed Wheel 1

CW1 Qualify Race 2

Qualify

Mission Raceway Park 2.120 Km

07/10/2007 10:50 AM



Lap	Lap Tm	Diff	Time of Day
(83) Collin Jackson			
1	1:53.226	+31.247	11:00:54.167
2	1:32.201	+10.222	11:02:26.368
p3	4:17.529	+2:55.550	11:06:43.897
4	1:33.108	+11.129	11:08:17.005
5	1:25.351	+3.372	11:09:42.356
6	1:24.557	+2.578	11:11:06.913
7	1:26.721	+4.742	11:12:33.634
8	1:31.028	+9.049	11:14:04.662
9	1:21.979	-	11:15:26.641

Lap	Lap Tm	Diff	Time of Day
(702) Tracey Pearson			
1	1:42.927	+16.353	10:59:43.330
2	1:31.709	+5.135	11:01:15.039
3	1:29.723	+3.149	11:02:44.762
p4	4:00.405	+2:33.831	11:06:45.167
5	1:35.185	+8.611	11:08:20.352
6	1:29.829	+3.255	11:09:50.181
7	1:26.574	-	11:11:16.755
8	1:29.221	+2.647	11:12:45.976
9	1:27.405	+0.831	11:14:13.381
10	1:28.506	+1.932	11:15:41.887

Lap	Lap Tm	Diff	Time of Day
(39) Bryan Hellevang			
1	1:37.767	+10.701	10:59:30.553
2	1:30.396	+3.330	11:01:00.949
3	1:29.018	+1.952	11:02:29.967
p4	4:43.934	+3:16.868	11:07:13.901
5	1:33.592	+6.526	11:08:47.493
6	1:27.244	+0.178	11:10:14.737
7	1:27.206	+0.140	11:11:41.943
8	1:29.731	+2.665	11:13:11.674
9	1:27.066	-	11:14:38.740

Lap	Lap Tm	Diff	Time of Day
(94) Chris Chamberlain			
1	1:37.250	+9.946	10:59:31.455
2	1:30.368	+3.064	11:01:01.823
3	1:28.490	+1.186	11:02:30.313
p4	3:28.125	+2:00.821	11:05:58.438
5	1:38.933	+11.629	11:07:37.371
6	1:27.616	+0.312	11:09:04.987
7	1:29.288	+1.984	11:10:34.275
8	1:27.304	-	11:12:01.579

Lap	Lap Tm	Diff	Time of Day
(38) Rick Chandler			
1	1:39.441	+10.795	10:59:35.800
2	1:32.173	+3.527	11:01:07.973
3	1:30.971	+2.325	11:02:38.944
p4	3:22.373	+1:53.727	11:06:01.317
5	1:41.695	+13.049	11:07:43.012
6	1:32.192	+3.546	11:09:15.204
7	1:38.650	+10.004	11:10:53.854
8	1:49.954	+21.308	11:12:43.808
9	1:28.646	-	11:14:12.454
10	1:31.946	+3.300	11:15:44.400

Lap	Lap Tm	Diff	Time of Day
(73) Chris Doodson			
1	1:46.371	+17.096	10:59:49.292
2	1:31.609	+2.334	11:01:20.901
3	1:29.275	-	11:02:50.176

Lap	Lap Tm	Diff	Time of Day
(37) John Cartwright			
1	1:38.289	+8.934	10:59:50.385
2	1:33.161	+3.806	11:01:23.546
3	1:32.114	+2.759	11:02:55.660
p4	3:07.033	+1:37.678	11:06:02.693
5	1:40.994	+11.639	11:07:43.687
6	1:32.494	+3.139	11:09:16.181
7	1:37.183	+7.828	11:10:53.364
8	1:32.946	+3.591	11:12:26.310
9	1:30.268	+0.913	11:13:56.578
10	1:29.355	-	11:15:25.933

Lap	Lap Tm	Diff	Time of Day
(72) David Stenner			
1	1:39.592	+9.855	10:59:55.429
2	1:32.308	+2.571	11:01:27.737
3	1:32.496	+2.759	11:03:00.233
p4	3:41.837	+2:12.100	11:06:42.070
5	1:42.864	+13.127	11:08:24.934
6	1:32.671	+2.934	11:09:57.605
7	1:30.223	+0.486	11:11:27.828
8	1:29.737	-	11:12:57.565
9	1:50.682	+20.945	11:14:48.247

Lap	Lap Tm	Diff	Time of Day
(722) Noel Florack			
1	1:41.136	+11.339	11:00:08.478
2	1:35.914	+6.117	11:01:44.392
3	1:34.935	+5.138	11:03:19.327
p4	4:08.145	+2:38.348	11:07:27.472
5	1:34.924	+5.127	11:09:02.396
6	1:31.681	+1.884	11:10:34.077
7	1:30.632	+0.835	11:12:04.709
8	1:30.908	+1.111	11:13:35.617
9	1:29.797	-	11:15:05.414

Lap	Lap Tm	Diff	Time of Day
(13) Ian Thomas			
1	1:42.754	+12.957	10:59:44.291
2	1:33.157	+3.360	11:01:17.448
3	1:31.835	+2.038	11:02:49.283
p4	4:02.045	+2:32.248	11:06:51.328
5	1:47.099	+17.302	11:08:38.427
6	1:31.120	+1.323	11:10:09.547
7	1:30.709	+0.912	11:11:40.256
8	1:31.238	+1.441	11:13:11.494
9	1:29.797	-	11:14:41.291

Lap	Lap Tm	Diff	Time of Day
(792) Robert Johnston			
1	1:42.381	+11.061	10:59:47.615
2	1:35.570	+4.250	11:01:23.185
3	1:42.226	+10.906	11:03:05.411
p4	3:03.072	+1:31.752	11:06:08.483
5	1:42.129	+10.809	11:07:50.612
6	1:35.077	+3.757	11:09:25.689
7	1:34.061	+2.741	11:10:59.750
8	1:33.148	+1.828	11:12:32.898
9	1:35.268	+3.948	11:14:08.166
10	1:31.320	-	11:15:39.486

Lap	Lap Tm	Diff	Time of Day
(146) Lester Soman			
1	1:43.824	+12.452	11:00:06.194
2	1:35.596	+4.224	11:01:41.790

Lap	Lap Tm	Diff	Time of Day
3	1:31.372	-	11:03:13.162
p4	2:59.419	+1:28.047	11:06:12.581
5	1:42.395	+11.023	11:07:54.976
6	1:31.537	+0.165	11:09:26.513
7	1:34.767	+3.395	11:11:01.280
8	1:34.134	+2.762	11:12:35.414
9	1:42.022	+10.650	11:14:17.436

Lap	Lap Tm	Diff	Time of Day
(118) Larry Bell			
1	1:44.466	+13.052	11:02:09.280
p2	3:45.807	+2:14.393	11:05:55.087
3	1:44.197	+12.783	11:07:39.284
4	1:35.971	+4.557	11:09:15.255
5	1:42.107	+10.693	11:10:57.362
6	1:32.625	+1.211	11:12:29.987
7	1:34.758	+3.344	11:14:04.745
8	1:31.414	-	11:15:36.159

Lap	Lap Tm	Diff	Time of Day
(81) Dennis Repel			
1	1:44.297	+12.354	11:00:20.375
2	1:36.660	+4.717	11:01:57.035
3	1:34.935	+2.992	11:03:31.970
p4	2:42.632	+1:10.689	11:06:14.602
5	1:41.017	+9.074	11:07:55.619
6	1:32.583	+0.640	11:09:28.202
7	1:36.214	+4.271	11:11:04.416
8	1:32.467	+0.524	11:12:36.883
9	1:31.943	-	11:14:08.826
10	1:33.201	+1.258	11:15:42.027


Lap	Lap Tm	Diff	Time of Day
(131) Theodore Konyi			
1	1:40.806	+6.355	10:59:58.724
2	1:35.982	+1.531	11:01:34.706
3	1:34.451	-	11:03:09.157
p4	3:01.137	+1:26.686	11:06:10.294
5	1:42.865	+8.414	11:07:53.159
6	1:34.594	+0.143	11:09:27.753
7	1:37.817	+3.366	11:11:05.570
8	1:35.463	+1.012	11:12:41.033
9	1:38.412	+3.961	11:14:19.445

Lap	Lap Tm	Diff	Time of Day
(7) Bill Okell			
1	1:47.401	+12.928	11:00:17.199
2	1:39.363	+4.890	11:01:56.562
p3	4:10.821	+2:36.348	11:06:07.383
4	1:46.162	+11.689	11:07:53.545
5	1:38.991	+4.518	11:09:32.536
6	1:38.116	+3.643	11:11:10.652
7	1:35.667	+1.194	11:12:46.319
8	1:34.473	-	11:14:20.792

Lap	Lap Tm	Diff	Time of Day
(49) Jeff Lowe			
1	1:44.070	+8.872	11:00:04.387
2	1:38.968	+3.770	11:01:43.355
3	1:35.198	-	11:03:18.553

Lap	Lap Tm	Diff	Time of Day
(41) Andy Merakian			
1	1:47.727	+10.772	11:00:21.519
2	1:38.705	+1.750	11:02:00.224
p3	3:52.796	+2:15.841	11:05:53.020
4	1:44.276	+7.321	11:07:37.296





Lap	Lap Tm	Diff	Time of Day
5	1:37.363	+0.408	11:09:14.659
6	1:37.393	+0.438	11:10:52.052
7	1:37.385	+0.430	11:12:29.437
8	1:38.637	+1.682	11:14:08.074
9	1:36.955	-	11:15:45.029

(31) Rob Gilchrist

Lap	Lap Tm	Diff	Time of Day
1	1:52.743	+10.555	11:00:33.143
2	1:44.365	+2.177	11:02:17.508
p3	3:39.644	+1:57.456	11:05:57.152
4	1:46.932	+4.744	11:07:44.084
5	1:42.188	-	11:09:26.272
6	1:46.037	+3.849	11:11:12.309
7	1:53.702	+11.514	11:13:06.011
8	1:44.798	+2.610	11:14:50.809

(703) Max Thompson

Lap	Lap Tm	Diff	Time of Day
1	2:04.099	+15.821	11:01:54.134
p2	4:22.338	+2:34.060	11:06:16.472
3	1:56.892	+8.614	11:08:13.364
4	1:48.278	-	11:10:01.642

Lap	Lap Tm	Diff	Time of Day
-----	--------	------	-------------

Lap	Lap Tm	Diff	Time of Day
-----	--------	------	-------------



**LAST CHANCE WEEKEND
SCCBC**

**Sanction # CACC
Track Length: 2.12 Km.**

**MISSION RACEWAY PARK
OFFICIAL QUALIFYING RESULTS**

October 6 - 7, 2007

CW1

POS	CAR	DRIVER	TOWN	MAKE	COLOUR	CLASS	CLUB	LICENSE	SPONSOR	2nd Best Tim	Best Time
1	83	Collin Jackson	Langley,BC	Nissan 240SX	Red	GT3	SCCA	SCCA	Speciality Engineering, BM&M	1:24.557	1:21.979
2	702	Tracey Pearson	New Westminster	Mazda Miata	Red	GT1	SCCBC	CACC	Specialty Engineering, Metro Testing	1:27.405	1:26.574
3	39	Bryan Hellevang	Maple Ridge,BC	Firebird	Green	GT1	SCCBC	CACC		1:27.206	1:27.066
4	94	Chris Chamberlain	Calgary,AB	Corvette Z06	White	IP1	SCCBC	CACC	Texas Seismic Rentals Inc.	1:27.616	1:27.304
5	38	Rick Chandler	Calgary,AB	Acura Integra	White/Yellow	GT3	WCMA	WCMA	Silverhill Acura, Southwest Terminals, Bula Millwright	1:30.971	1:28.646
6	73	Chris Doodson	Port Coquitlam,B	Honda Civic	Blue/Orange	GTU	SCCBC	SCCA	KALTIRE, Simpson Strong-tie	1:31.609	1:29.275
7	37	John Cartwright	New Westminster	Honda Civic	Blue	GTU	SCCBC	CACC	False Creek Management	1:30.268	1:29.355
8	72	David Stenner	Port Coquitlam,B	Acura GSR	Silver	IP2	SCCBC	CACC	Westmount Motors, Gord Rons Autometal	1:30.223	1:29.737
9	727	Noel Florack	Pitt Meadows,BC	Datsun 510	Red	GT3	SCCBC	CACC		1:30.632	1:29.797
10	13	Ian Thomas	N.Vancouver,BC	Honda Civic	Black/Orange	GTU	SCCBC	CACC	Thomas Design, Wife, Nixon Automotive	1:30.709	1:29.797
11	792	Robert Johnston	Abbotsford,BC	Honda CRX	Black/Yellow	GTU	SCCBC	CACC		1:33.148	1:31.320
12	146	Lester Soman	Garibaldi Highlan	Ford SHO	Black	IP1	SCCBC	CACC	Shoman Autosport, Joe's Fireplace Products, OK Tire Sq	1:31.537	1:31.372
13	118	Larry Bell	Abbotsford,BC	Pontiac Trans A	Silver	GT1	SCCBC	CACC	BCIT School of Transportation, Murray Pontiac, Apple A	1:32.625	1:31.414
14	81	Dennis Repel	N.Vancouver,BC	Camaro Iroc	Red/White	IP1	SCCBC	CACC	Canada Engines, New Planet Collision, BCIT	1:32.467	1:31.943
15	131	Theodore Konyi	Delta,BC	Honda CRX Si	White	GTU	SCCBC	CACC		1:34.594	1:34.451
16	7	Bill Okell	Victoria,BC	MG B-Roadster	Sil/Red/Chrom	GTU	SCCBC	CACC	RTR Trailermart, Pennzoil, Fram Oil Filters, Victoria Pla	1:35.667	1:34.473
17	49	Jeff Lowe	Burnaby,BC	Firebird	Black	GT1	SCCBC	CACC	Anducci's	1:38.968	1:35.198
18	41	Andy Merakian	Port Moody,BC	Porsche 944	Red	IP2	SCCBC	CACC	Blue Ocean Construction	1:37.363	1:36.955
19	31	Rob Gilchrist	Port Coquitlam,B	Toyota MR2	Red/White	GTU	SCCBC	CACC	Lift Buddy Canada	1:44.365	1:42.188
20	703	Max Thompson	Surrey,BC	Merkur XR4Ti	Black	IP1	SCCBC	CACC	C-Max Automotive Services	1:56.892	1:48.278
21	789	Kiwi Bishop	Mt.Lehman,BC	Camaro	Green/Black	GT1	SCCBC	CACC	Little Rock Quarries, Midvalley Diesel	-:--	-:--
22	4	Dennis Thoney	Richmond,BC	Nissan 350Z	Blue/White	GT2	SCCA	SCCA		-:--	-:--
23	728	Don Lawrence	Port Coquitlam,B	Nissan 280Z	Red	GT2	SCCBC	CACC	B&J Parts	-:--	-:--
24	736	Ian Trip	Penticton,BC	Datsun 240Z	Orange	GT2	SCCBC	CACC		-:--	-:--
25	784	Terry Overdiek	Surrey,BC	Mazda RX7	White/Blue	GT3	SCCBC	CACC	Alternative Cartage Inc, Allan Autotech	-:--	-:--
26	71	Branko Turic	Vancouver,BC	VW Rabbit	Blue	GTU	SCCBC	CACC	AMOC	-:--	-:--
27	05	Steve Paquette	N.Vancouver,BC	Porsche	Red/Black	IP1	SCCBC	CACC	MB Euromotors, Fairview Automotive	-:--	-:--
28	28	Bryan Holyk	Coquitlam,BC	Corvette Z06	Red	IP1	SCCBC	CACC	Bishop Sales, Bishop Motorsports	-:--	-:--

COMMENTS: **Closed Wheel 1 Race #2 Qualifying**

STEWARDS: _____

07/10/2007 11:20:28 AM

TIMING & SCORING: _____

Closed Wheel 1

CW1 Race 2

Race

Mission Raceway Park 2.120 Km

07/10/2007 02:55 PM



Lap	Lap Tm	Diff	Time of Day
(94) Chris Chamberlain			
1	2:21.426	+50.161	15:22:08.664
2	1:38.447	+7.182	15:23:47.111
3	1:34.022	+2.757	15:25:21.133
4	1:34.858	+3.593	15:26:55.991
5	1:33.326	+2.061	15:28:29.317
6	1:32.750	+1.485	15:30:02.067
7	1:31.614	+0.349	15:31:33.681
8	1:31.394	+0.129	15:33:05.075
9	1:34.529	+3.264	15:34:39.604
10	1:33.786	+2.521	15:36:13.390
11	1:32.280	+1.015	15:37:45.670
12	1:31.265	-	15:39:16.935

Lap	Lap Tm	Diff	Time of Day
(38) Rick Chandler			
1	2:21.156	+46.312	15:22:09.327
2	1:41.140	+6.296	15:23:50.467
3	1:38.084	+3.240	15:25:28.551
4	1:38.066	+3.222	15:27:06.617
5	1:38.898	+4.054	15:28:45.515
6	1:35.967	+1.123	15:30:21.482
7	1:36.239	+1.395	15:31:57.721
8	1:36.373	+1.529	15:33:34.094
9	1:34.899	+0.055	15:35:08.993
10	1:35.962	+1.118	15:36:44.955
11	1:35.668	+0.824	15:38:20.623
12	1:34.844	-	15:39:55.467

Lap	Lap Tm	Diff	Time of Day
(71) Branko Turic			
1	2:15.397	+41.328	15:22:14.797
2	1:42.801	+8.732	15:23:57.598
3	1:39.336	+5.267	15:25:36.934
4	1:37.327	+3.258	15:27:14.261
5	1:36.190	+2.121	15:28:50.451
6	1:36.729	+2.660	15:30:27.180
7	1:35.300	+1.231	15:32:02.480
8	1:35.875	+1.806	15:33:38.355
9	1:35.584	+1.515	15:35:13.939
10	1:34.069	-	15:36:48.008
11	1:35.182	+1.113	15:38:23.190
12	1:34.341	+0.272	15:39:57.531

Lap	Lap Tm	Diff	Time of Day
(72) David Stenner			
1	2:19.124	+44.251	15:22:09.592
2	1:42.041	+7.168	15:23:51.633
3	1:37.839	+2.966	15:25:29.472
4	1:38.220	+3.347	15:27:07.692
5	1:38.601	+3.728	15:28:46.293
6	1:36.736	+1.863	15:30:23.029
7	1:36.471	+1.598	15:31:59.500
8	1:36.122	+1.249	15:33:35.622
9	1:34.873	-	15:35:10.495
10	1:36.620	+1.747	15:36:47.115
11	1:36.239	+1.366	15:38:23.354
12	1:36.741	+1.868	15:40:00.095

Lap	Lap Tm	Diff	Time of Day
(792) Robert Johnston			
1	2:18.364	+43.222	15:22:10.436
2	1:41.652	+6.510	15:23:52.088
3	1:38.370	+3.228	15:25:30.458

Lap	Lap Tm	Diff	Time of Day
4	1:37.870	+2.728	15:27:08.328
5	1:38.448	+3.306	15:28:46.776
6	1:37.174	+2.032	15:30:23.950
7	1:36.280	+1.138	15:32:00.230
8	1:36.437	+1.295	15:33:36.667
9	1:35.142	-	15:35:11.809
10	1:36.148	+1.006	15:36:47.957
11	1:36.724	+1.582	15:38:24.681
12	1:37.141	+1.999	15:40:01.822

Lap	Lap Tm	Diff	Time of Day
(13) Ian Thomas			
1	2:19.499	+44.393	15:22:10.627
2	1:42.244	+7.138	15:23:52.871
3	1:38.738	+3.632	15:25:31.609
4	1:38.293	+3.187	15:27:09.902
5	1:37.456	+2.350	15:28:47.358
6	1:38.037	+2.931	15:30:25.395
7	1:35.847	+0.741	15:32:01.242
8	1:36.494	+1.388	15:33:37.736
9	1:37.644	+2.538	15:35:15.380
10	1:35.823	+0.717	15:36:51.203
11	1:35.106	-	15:38:26.309
12	1:36.274	+1.168	15:40:02.583

Lap	Lap Tm	Diff	Time of Day
(146) Lester Soman			
1	2:18.488	+42.741	15:22:11.723
2	1:44.420	+8.673	15:23:56.143
3	1:38.792	+3.045	15:25:34.935
4	1:37.936	+2.189	15:27:12.871
5	1:36.863	+1.116	15:28:49.734
6	1:38.688	+2.941	15:30:28.422
7	1:36.891	+1.144	15:32:05.313
8	1:36.791	+1.044	15:33:42.104
9	1:36.063	+0.316	15:35:18.167
10	1:36.090	+0.343	15:36:54.257
11	1:35.747	-	15:38:30.004
12	1:36.131	+0.384	15:40:06.135

Lap	Lap Tm	Diff	Time of Day
(118) Larry Bell			
1	2:16.976	+40.238	15:22:11.096
2	1:45.703	+8.965	15:23:56.799
3	1:38.889	+2.151	15:25:35.688
4	1:39.855	+3.117	15:27:15.543
5	1:38.424	+1.686	15:28:53.967
6	1:38.252	+1.514	15:30:32.219
7	1:37.904	+1.166	15:32:10.123
8	1:39.665	+2.927	15:33:49.788
9	1:37.966	+1.228	15:35:27.754
10	1:36.738	-	15:37:04.492
11	1:37.576	+0.838	15:38:42.068
12	1:38.222	+1.484	15:40:20.290

Lap	Lap Tm	Diff	Time of Day
(131) Theodore Konyi			
1	2:16.949	+37.911	15:22:12.678
2	1:48.377	+9.339	15:24:01.055
3	1:41.503	+2.465	15:25:42.558
4	1:41.157	+2.119	15:27:23.715
5	1:39.929	+0.891	15:29:03.644
6	1:40.120	+1.082	15:30:43.764
7	1:40.171	+1.133	15:32:23.935
8	1:39.970	+0.932	15:34:03.905

Lap	Lap Tm	Diff	Time of Day
9	1:40.687	+1.649	15:35:44.592
10	1:39.282	+0.244	15:37:23.874
11	1:39.038	-	15:39:02.912
12	1:39.110	+0.072	15:40:42.022

Lap	Lap Tm	Diff	Time of Day
(73) Chris Doodson			
1	2:20.487	+49.228	15:22:09.264
2	1:38.776	+7.517	15:23:48.040
3	1:36.943	+5.684	15:25:24.983
4	1:32.415	+1.156	15:26:57.398
5	3:05.212	+1.33.953	15:30:02.610
6	1:31.945	+0.686	15:31:34.555
7	1:31.259	-	15:33:05.814
8	1:34.257	+2.998	15:34:40.071
9	1:34.179	+2.920	15:36:14.250
10	1:32.149	+0.890	15:37:46.399
11	1:33.830	+2.571	15:39:20.229

Lap	Lap Tm	Diff	Time of Day
(39) Bryan Hellevang			
1	2:22.438	+44.425	15:22:08.537
2	1:38.013	-	15:23:46.550
3	1:40.703	+2.690	15:25:27.253
4	1:38.763	+40.750	15:27:06.016
5	1:45.289	+7.276	15:29:31.305
6	1:39.645	+1.632	15:31:10.950
7	1:38.921	+0.908	15:32:49.871
8	1:38.456	+0.443	15:34:28.327
9	1:38.072	+0.059	15:36:06.399
10	1:40.708	+2.695	15:37:47.107
11	1:46.447	+8.434	15:39:33.554

Lap	Lap Tm	Diff	Time of Day
(41) Andy Merakian			
1	2:14.395	+32.109	15:22:14.353
2	1:52.382	+10.096	15:24:06.735
3	1:48.884	+6.598	15:25:55.619
4	1:47.604	+5.318	15:27:43.223
5	1:44.189	+1.903	15:29:27.412
6	1:43.877	+1.591	15:31:11.289
7	1:42.552	+0.266	15:32:53.841
8	1:43.521	+1.235	15:34:37.362
9	1:44.500	+2.214	15:36:21.862
10	1:42.286	-	15:38:04.148
11	1:43.771	+1.485	15:39:47.919

Lap	Lap Tm	Diff	Time of Day
(81) Dennis Repel			
1	2:17.226	+31.511	15:22:12.566
2	1:52.205	+6.490	15:24:04.771
3	1:50.578	+4.863	15:25:55.349
4	1:47.957	+2.242	15:27:43.306
5	1:48.354	+2.639	15:29:31.660
6	1:46.782	+1.067	15:31:18.442
7	1:45.715	-	15:33:04.157
8	1:47.730	+2.015	15:34:51.887
9	1:45.932	+0.217	15:36:37.819
10	1:46.282	+0.567	15:38:24.101
11	1:47.448	+1.733	15:40:11.549

Lap	Lap Tm	Diff	Time of Day
(31) Rob Gilchrist			
1	2:17.188	+30.066	15:22:14.047
2	1:52.291	+5.169	15:24:06.338
3	1:51.249	+4.127	15:25:57.587





Lap	Lap Tm	Diff	Time of Day
4	1:49.073	+1.951	15:27:46.660
5	1:50.291	+3.169	15:29:36.951
6	1:48.593	+1.471	15:31:25.544
7	1:49.157	+2.035	15:33:14.701
8	1:47.651	+0.529	15:35:02.352
9	1:51.931	+4.809	15:36:54.283
10	1:47.122	-	15:38:41.405
11	1:48.031	+0.909	15:40:29.436

(703) Max Thompson

Lap	Lap Tm	Diff	Time of Day
1	2:16.342	+22.087	15:22:13.942
2	1:59.797	+5.542	15:24:13.739
3	1:56.422	+2.167	15:26:10.161
4	1:55.320	+1.065	15:28:05.481
5	1:54.255	-	15:29:59.736
6	1:56.863	+2.608	15:31:56.599
p7	7:45.301	+5:51.046	15:39:41.900

(37) John Cartwright

Lap	Lap Tm	Diff	Time of Day
1	2:19.918	+34.833	15:22:10.126
2	1:45.085	-	15:23:55.211

Lap	Lap Tm	Diff	Time of Day
-----	--------	------	-------------

Lap	Lap Tm	Diff	Time of Day
-----	--------	------	-------------



**LAST CHANCE WEEKEND
SCCBC
MISSION RACEWAY PARK
OFFICIAL RACE RESULTS**

**Sanction # CACC
Track Length: 2.12 Km.**

October 6 - 7, 2007

CW1

POS	CAR	DRIVER	TOWN	MAKE	COLOUR	LAPS	O/A	CLUB	LICENSE	SPONSOR	FASTLAP
GT1											
1	118	Larry Bell	Abbotsford,BC	Pontiac Trans Am	Silver	12	9	SCCBC	CACC	BCIT School of Transportation, Murray Pontiac, Apple	1:36.738
2	39	Bryan Hellevang	Maple Ridge,BC	Firebird	Green	11	11	SCCBC	CACC		1:38.013
DNS	49	Jeff Lowe	Burnaby,BC	Firebird	Black	0	DNS	SCCBC	CACC	Anducci's	---
DNS	702	Tracey Pearson	New Westminster,B	Mazda Miata	Red	0	DNS	SCCBC	CACC	Specialty Engineering, Metro Testing	---
DNS	789	Kiwi Bishop	Mt.Lehman,BC	Camaro	Green/Black	0	DNS	SCCBC	CACC	Little Rock Quarries, Midvalley Diesel	---
GT2											
DNS	4	Dennis Thoney	Richmond,BC	Nissan 350Z	Blue/White	0	DNS	SCCA	SCCA		---
DNS	728	Don Lawrence	Port Coquitlam,BC	Nissan 280Z	Red	0	DNS	SCCBC	CACC	B&J Parts	---
DNS	736	Ian Trip	Penticton,BC	Datsun 240Z	Orange	0	DNS	SCCBC	CACC		---
GT3											
1	38	Rick Chandler	Calgary,AB	Acura Integra	White/Yellow	12	3	WCMA	WCM	Silverhill Acura, Southwest Terminals, Bula Millwright	1:34.844
DNS	83	Collin Jackson	Langley,BC	Nissan 240SX	Red	0	DNS	SCCA	SCCA	Speciality Engineering, BM&M	---
DNS	727	Noel Florack	Pitt Meadows,BC	Datsun 510	Red	0	DNS	SCCBC	CACC		---
DNS	784	Terry Overdiek	Surrey,BC	Mazda RX7	White/Blue	0	DNS	SCCBC	CACC	Alternative Cartage Inc, Allan Autotech	---
GTU											
1	73	Chris Doodson	Port Coquitlam,BC	Honda Civic	Blue/Orange	12	2	SCCBC	SCCA	KALTIRE, Simpson Strong-tie	1:31.259
2	71	Branko Turic	Vancouver,BC	VW Rabbit	Blue	12	4	SCCBC	CACC	AMOC	1:34.069
3	792	Robert Johnston	Abbotsford,BC	Honda CRX	Black/Yellow	12	6	SCCBC	CACC		1:35.142
4	13	Ian Thomas	N.Vancouver,BC	Honda Civic	Black/Orange	12	7	SCCBC	CACC	Thomas Design, Wife, Nixon Automotive	1:35.106
5	131	Theodore Konyi	Delta,BC	Honda CRX Si	White	12	10	SCCBC	CACC		1:39.038
6	31	Rob Gilchrist	Port Coquitlam,BC	Toyota MR2	Red/White	11	14	SCCBC	CACC	Lift Buddy Canada	1:47.122
DNF	37	John Cartwright	New Westminster,B	Honda Civic	Blue	2	DNF	SCCBC	CACC	False Creek Management	1:45.085
DNS	7	Bill Okell	Victoria,BC	MG B-Roadster	Sil/Red/Chrome	0	DNS	SCCBC	CACC	RTR TrILERmart, Pennzoil, Fram Oil Filters, Victoria P	---
IP1											
1	94	Chris Chamberlain	Calgary,AB	Corvette Z06	White	12	1	SCCBC	CACC	Texas Seismic Rentals Inc.	1:31.265
2	146	Lester Soman	Garibaldi Highlands,	Ford SHO	Black	12	8	SCCBC	CACC	Shoman Autosport, Joe's Fireplace Products, OK Tire	1:35.747
3	81	Dennis Repel	N.Vancouver,BC	Camaro Iroc	Red/White	11	13	SCCBC	CACC	Canada Engines, New Planet Collision, BCIT	1:45.715
4	703	Max Thompson	Surrey,BC	Merkur XR4Ti	Black	7	15	SCCBC	CACC	C-Max Automotive Services	1:54.255
DNS	05	Steve Paquette	N.Vancouver,BC	Porsche	Red/Black	0	DNS	SCCBC	CACC	MB Euromotors, Fairview Automotive	---
DNS	28	Bryan Holyk	Coquitlam,BC	Corvette Z06	Red	0	DNS	SCCBC	CACC	Bishop Sales, Bishop Motorsports	---
IP2											
1	72	David Stenner	Port Coquitlam,BC	Acura GSR	Silver	12	5	SCCBC	CACC	Westmount Motors, Gord Rons Autometal	1:34.873
2	41	Andy Merakian	Port Moody,BC	Porsche 944	Red	11	12	SCCBC	CACC	Blue Ocean Construction	1:42.286

TOTAL IN GROUP= 28

COMMENTS: **Closed Wheel 1 Race 2 Sunday**



[Handwritten Signature]

STEWARD: _____

October 7, 2007 3:46:06 PM

TIMING & SCORING: _____