

Lap	Lap Tm	Diff	Time of Day
(702) Harry Watson			
1	1:42.535	+8.391	9:56:09.438
2	1:36.697	+2.553	9:57:46.135
3	1:34.144	-	9:59:20.279

Lap	Lap Tm	Diff	Time of Day
(19) Cory Wong			
1	1:51.038	+14.638	9:56:37.839
2	1:40.960	+4.560	9:58:18.799
3	1:36.400	-	9:59:55.199
4	2:05.765	+29.365	10:02:00.964
5	2:25.607	+49.207	10:04:26.571
p6	2:22.723	+46.323	10:06:49.294
7	1:43.426	+7.026	10:08:32.720

Lap	Lap Tm	Diff	Time of Day
(784) Graham Morin			
1	1:48.433	+11.746	9:57:31.745
2	1:39.053	+2.366	9:59:10.798
3	1:37.586	+0.899	10:00:48.384
4	1:36.687	-	10:02:25.071
p5	2:33.077	+56.390	10:04:58.148
6	1:44.188	+7.501	10:06:42.336

Lap	Lap Tm	Diff	Time of Day
(12) Cindy Stevens			
1	1:48.738	+12.012	9:56:23.432
2	1:39.871	+3.145	9:58:03.303
3	1:39.342	+2.616	9:59:42.645
4	1:37.809	+1.083	10:01:20.454
5	1:38.231	+1.505	10:02:58.685
6	1:36.726	-	10:04:35.411
7	1:40.423	+3.697	10:06:15.834
8	1:47.517	+10.791	10:08:03.351

Lap	Lap Tm	Diff	Time of Day
(39) Bryan Hellevang			
1	1:55.192	+18.258	9:57:02.295
2	1:39.635	+2.701	9:58:41.930
3	1:37.610	+0.676	10:00:19.540
p4	3:13.650	+1:36.716	10:03:33.190
5	1:43.837	+6.903	10:05:17.027
6	1:36.934	-	10:06:53.961
7	1:37.270	+0.336	10:08:31.231

Lap	Lap Tm	Diff	Time of Day
(13) Tom Davies			
1	1:50.432	+13.012	9:56:51.310
2	1:44.085	+6.665	9:58:35.395
3	1:39.558	+2.138	10:00:14.953
4	1:38.889	+1.469	10:01:53.842
5	1:38.952	+1.532	10:03:32.794
6	1:39.102	+1.682	10:05:11.896
7	1:37.585	+0.165	10:06:49.481
8	1:37.420	-	10:08:26.901

Lap	Lap Tm	Diff	Time of Day
(37) Ryan O'Connor			
1	1:51.622	+13.662	9:56:50.028
2	1:40.157	+2.197	9:58:30.185
3	1:39.358	+1.398	10:00:09.543
4	1:40.626	+2.666	10:01:50.169
5	1:38.584	+0.624	10:03:28.753
6	1:38.538	+0.578	10:05:07.291
7	1:37.960	-	10:06:45.251
8	1:38.245	+0.285	10:08:23.496

Lap	Lap Tm	Diff	Time of Day
(126) Shaun Roberts			
1	1:50.176	+11.711	9:56:53.766
2	1:42.402	+3.937	9:58:36.168
3	1:41.112	+2.647	10:00:17.280
4	1:41.253	+2.788	10:01:58.533
5	1:39.810	+1.345	10:03:38.343
6	1:40.020	+1.555	10:05:18.363
7	1:39.017	+0.552	10:06:57.380
8	1:38.465	-	10:08:35.845

Lap	Lap Tm	Diff	Time of Day
(45) Jon Wright			
1	1:55.794	+15.419	9:56:50.311
2	1:44.251	+3.876	9:58:34.562
3	1:43.737	+3.362	10:00:18.299
4	1:42.116	+1.741	10:02:00.415
5	1:41.682	+1.307	10:03:42.097
6	1:42.487	+2.112	10:05:24.584
7	1:40.615	+0.240	10:07:05.199
8	1:40.375	-	10:08:45.574

Lap	Lap Tm	Diff	Time of Day
(423) Dennis Hilton			
1	1:55.318	+12.477	9:57:04.735
2	1:45.895	+3.054	9:58:50.630
3	1:43.680	+0.839	10:00:34.310
4	1:44.235	+1.394	10:02:18.545
5	1:47.055	+4.214	10:04:05.600
6	1:46.939	+4.098	10:05:52.539
7	1:45.600	+2.759	10:07:38.139
8	1:42.841	-	10:09:20.980

Lap	Lap Tm	Diff	Time of Day
(05) Steve Paquette			
1	1:54.869	+11.948	9:56:37.294
2	1:45.491	+2.570	9:58:22.785
3	1:42.921	-	10:00:05.706

Lap	Lap Tm	Diff	Time of Day
(71) Dave Adams			
1	1:56.865	+12.705	9:56:33.420
2	1:45.859	+1.699	9:58:19.279
3	1:45.002	+0.842	10:00:04.281
4	1:44.160	-	10:01:48.441
5	1:45.044	+0.884	10:03:33.485
6	1:44.391	+0.231	10:05:17.876
7	1:44.326	+0.166	10:07:02.202
8	1:53.302	+9.142	10:08:55.504

Lap	Lap Tm	Diff	Time of Day
(31) Owen Cousins			
1	1:58.243	+12.343	9:57:03.029
2	1:52.752	+6.852	9:58:55.781
3	1:47.340	+1.440	10:00:43.121
4	1:49.192	+3.292	10:02:32.313
5	1:47.647	+1.747	10:04:19.960
6	1:50.207	+4.307	10:06:10.167
7	1:46.779	+0.879	10:07:56.946
8	1:45.900	-	10:09:42.846

Lap	Lap Tm	Diff	Time of Day
(32) Wayne McKinnon			
1	2:00.030	+13.788	9:56:49.219
2	1:52.870	+6.628	9:58:42.089
3	1:49.017	+2.775	10:00:31.106
4	1:46.242	-	10:02:17.348

Lap	Lap Tm	Diff	Time of Day
(62) Chris Field			
1	1:59.790	+12.332	9:57:10.874
2	1:50.448	+2.990	9:59:01.322
3	1:48.019	+0.561	10:00:49.341
4	1:48.900	+1.442	10:02:38.241
5	1:48.534	+1.076	10:04:26.775
6	1:48.546	+1.088	10:06:15.321
7	1:47.458	-	10:08:02.779




Closed Wheel 2

CW2 Race 1 Qualify

Qualify

Mission Raceway Park 2.120 Km

06/10/2007 01:20 PM



Lap	Lap Tm	Diff	Time of Day
(702) Harry Watson			
1	1:39.345	+12.083	13:37:23.855
2	1:30.074	+2.812	13:38:53.929
3	1:29.404	+2.142	13:40:23.333
4	1:27.799	+0.537	13:41:51.132
5	1:27.262	-	13:43:18.394

Lap	Lap Tm	Diff	Time of Day
(05) Steve Paquette			
1	1:39.211	+10.156	13:38:45.887
2	1:31.412	+2.357	13:40:17.299
3	1:30.531	+1.476	13:41:47.830
4	1:29.406	+0.351	13:43:17.236
5	1:31.549	+2.494	13:44:48.785
6	1:29.055	-	13:46:17.840
7	1:29.235	+0.180	13:47:47.075

Lap	Lap Tm	Diff	Time of Day
(38) Kevin Lachance			
1	1:42.868	+13.500	13:37:51.540
2	1:34.468	+5.100	13:39:26.008
3	1:37.658	+8.290	13:41:03.666
4	1:33.778	+4.410	13:42:37.444
5	1:30.348	+0.980	13:44:07.792
6	1:29.947	+0.579	13:45:37.739
7	1:31.133	+1.765	13:47:08.872
8	1:29.368	-	13:48:38.240
9	1:30.384	+1.016	13:50:08.624

Lap	Lap Tm	Diff	Time of Day
(39) Bryan Hellevang			
1	1:43.607	+12.494	13:37:50.156
2	1:34.863	+3.750	13:39:25.019
3	1:34.078	+2.965	13:40:59.097
4	1:32.931	+1.818	13:42:32.028
5	1:33.569	+2.456	13:44:05.597
6	1:31.194	+0.081	13:45:36.791
7	1:31.638	+0.525	13:47:08.429
8	1:31.699	+0.586	13:48:40.128
9	1:31.113	-	13:50:11.241

Lap	Lap Tm	Diff	Time of Day
(784) Graham Morin			
1	1:44.341	+12.823	13:38:00.007
2	1:32.545	+1.027	13:39:32.552
3	1:32.344	+0.826	13:41:04.896
4	3:23.460	+1:51.942	13:44:28.356
5	1:37.587	+6.069	13:46:05.943
6	1:35.370	+3.852	13:47:41.313
7	1:31.518	-	13:49:12.831
8	1:32.114	+0.596	13:50:44.945

Lap	Lap Tm	Diff	Time of Day
(13) Tom Davies			
1	1:45.776	+13.797	13:38:48.510
2	1:34.610	+2.631	13:40:23.120
3	1:34.159	+2.180	13:41:57.279
4	1:34.160	+2.181	13:43:31.439
5	1:33.538	+1.559	13:45:04.977
6	1:33.492	+1.513	13:46:38.469
7	1:31.979	-	13:48:10.448
8	1:32.282	+0.303	13:49:42.730

Lap	Lap Tm	Diff	Time of Day
(792) Robert Johnston			
1	1:44.116	+11.391	13:38:16.058

Lap	Lap Tm	Diff	Time of Day
2	1:32.733	+0.008	13:39:48.791
3	1:34.350	+1.625	13:41:23.141
4	1:34.945	+2.220	13:42:58.086
5	1:33.833	+1.108	13:44:31.919
6	1:32.725	-	13:46:04.644
7	1:45.959	+13.234	13:47:50.603
8	1:44.604	+11.879	13:49:35.207

Lap	Lap Tm	Diff	Time of Day
(37) Ryan O'Connor			
1	1:43.721	+10.226	13:37:45.251
2	1:35.693	+2.198	13:39:20.944
3	1:34.711	+1.216	13:40:55.655
4	1:54.506	+21.011	13:42:50.161
5	1:35.818	+2.323	13:44:25.979
6	1:36.507	+3.012	13:46:02.486
7	1:33.495	-	13:47:35.981
8	1:34.844	+1.349	13:49:10.825
9	1:33.715	+0.220	13:50:44.540

Lap	Lap Tm	Diff	Time of Day
(12) Cindy Stevens			
1	1:48.087	+14.079	13:37:40.364
2	1:35.463	+1.455	13:39:15.827
3	1:34.587	+0.579	13:40:50.414
4	1:36.868	+2.860	13:42:27.282
5	1:34.008	-	13:44:01.290
6	1:34.218	+0.210	13:45:35.508
7	1:35.309	+1.301	13:47:10.817
8	2:22.413	+48.405	13:49:33.230

Lap	Lap Tm	Diff	Time of Day
(45) Jon Wright			
1	1:50.766	+16.387	13:37:55.911
2	1:36.179	+1.800	13:39:32.090
3	1:36.766	+2.387	13:41:08.856
4	1:38.006	+3.627	13:42:46.862
5	1:38.949	+4.570	13:44:25.811
6	1:37.405	+3.026	13:46:03.216
7	1:34.379	-	13:47:37.595
8	1:34.491	+0.112	13:49:12.086
9	1:35.000	+0.621	13:50:47.086

Lap	Lap Tm	Diff	Time of Day
(19) Cory Wong			
1	1:49.208	+14.756	13:38:12.604
2	1:34.452	-	13:39:47.056
3	1:35.888	+1.436	13:41:22.944
4	1:34.969	+0.517	13:42:57.913
5	1:34.929	+0.477	13:44:32.842
6	1:35.064	+0.612	13:46:07.906
7	1:34.990	+0.538	13:47:42.896
8	1:39.789	+5.337	13:49:22.685

Lap	Lap Tm	Diff	Time of Day
(126) Shaun Roberts			
1	1:46.773	+11.898	13:38:00.239
2	1:40.135	+5.260	13:39:40.374
3	1:35.960	+1.085	13:41:16.334
4	1:36.817	+1.942	13:42:53.151
5	1:49.524	+14.649	13:44:42.675
6	1:35.690	+0.815	13:46:18.365
7	1:34.875	-	13:47:53.240
8	1:37.616	+2.741	13:49:30.856

Lap	Lap Tm	Diff	Time of Day
(23) Dennis Hilton			

Lap	Lap Tm	Diff	Time of Day
1	1:46.280	+9.789	13:37:29.180
2	1:40.319	+3.828	13:39:09.499
3	1:39.462	+2.971	13:40:48.961
4	1:39.711	+3.220	13:42:28.672
5	1:38.891	+2.400	13:44:07.563
6	1:38.201	+1.710	13:45:45.764
7	1:36.740	+0.249	13:47:22.504
8	1:36.911	+0.420	13:48:59.415
9	1:36.491	-	13:50:35.906

Lap	Lap Tm	Diff	Time of Day
(4) Derek Smith			
1	1:50.909	+13.774	13:37:40.198
2	1:42.780	+5.645	13:39:22.978
3	1:40.986	+3.851	13:41:03.964
4	1:42.461	+5.326	13:42:46.425
5	1:38.616	+1.481	13:44:25.041
6	1:39.266	+2.131	13:46:04.307
7	1:37.135	-	13:47:41.442
8	1:40.211	+3.076	13:49:21.653
9	1:37.461	+0.326	13:50:59.114

Lap	Lap Tm	Diff	Time of Day
(32) Wayne McKinnon			
1	1:59.301	+18.963	13:38:24.296
2	1:42.434	+2.096	13:40:06.730
3	1:42.516	+2.178	13:41:49.246
4	1:42.329	+1.991	13:43:31.575
5	1:42.052	+1.714	13:45:13.627
6	1:42.243	+1.905	13:46:55.870
7	1:40.338	-	13:48:36.208
8	1:41.255	+0.917	13:50:17.463

Lap	Lap Tm	Diff	Time of Day
(62) Chris Field			
1	1:52.959	+12.100	13:37:56.160
2	1:44.404	+3.545	13:39:40.564
3	1:42.443	+1.584	13:41:23.007
4	1:42.385	+1.526	13:43:05.392
5	1:40.859	-	13:44:46.251
6	3:21.485	+1:40.626	13:48:07.736
7	1:41.226	+0.367	13:49:48.962

Lap	Lap Tm	Diff	Time of Day
(31) Owen Cousins			
1	1:51.944	+9.746	13:38:03.385
2	1:43.101	+0.903	13:39:46.486
3	1:43.453	+1.255	13:41:29.939
4	1:43.044	+0.846	13:43:12.983
5	1:43.575	+1.377	13:44:56.558
6	1:42.658	+0.460	13:46:39.216
7	1:42.344	+0.146	13:48:21.560
8	1:42.198	-	13:50:03.758



**LAST CHANCE WEEKEND
SCCBC**

**Sanction # CACC
Track Length: 2.12 Km.**

**MISSION RACEWAY PARK
OFFICIAL QUALIFYING RESULTS**

October 6 - 7, 2007

CW2

POS	CAR	DRIVER	TOWN	MAKE	COLOUR	CLASS	CLUB	LICENSE	SPONSOR	2nd Best Tim	Best Time
1	702	Harry Watson	Coquitlam,BC	Mazda Miata	Red	GTM	SCCBC	CACC	Specialty Engineering, Metro Testing	1:27.799	1:27.262
2	05	Steve Paquette	N.Vancouver,BC	Porsche	Red/Black	GTO	SCCBC	CACC	MB Euromotors, Fairview Automotive	1:29.235	1:29.055
3	38	Kevin Lachance	Blacklands,AB	Acura Integra	White/Yellow	GTM	ARCA	WMCA	Bula Millwright Services/Silverhill Acura	1:29.947	1:29.368
4	39	Bryan Hellevang	Maple Ridge,BC	Firebird	Green	GTO	SCCBC	CACC		1:31.194	1:31.113
5	784	Graham Morin	Burnaby,BC	Mazda RX3	White/Blue	GTM	SCCBC	CACC	Morin-Co Certified General Accountant, Allan Autotech	1:32.114	1:31.518
6	13	Tom Davies	N.Vancouver,BC	Honda CRX	Black/Orange	IP3	SCCBC	CACC	Nixon Automotive	1:32.282	1:31.979
7	792	Robert Johnston	Abbotsford,BC	Honda CRX	Black/Yellow	IP3	SCCBC	CACC		1:32.733	1:32.725
8	37	Ryan O'Connor	Vancouver,BC	Honda Civic	Blue	GTL	SCCBC	CACC	BC Children's Hospital Foundation	1:33.715	1:33.495
9	12	Cindy Stevens	Richmond,BC	Honda CRX Si	Blue	IP3	SCCBC	CACC	Stormpower	1:34.218	1:34.008
10	45	Jon Wright	Armstrong,BC	Honda Civic	White	IP3	ARCA	ASN/FI	Noble Tractor & Equipment, Nelson's Glass, Action Part	1:34.491	1:34.379
11	19	Cory Wong	Mission,BC	Honda Civic	Red/White	IP3	SCCBC	CACC		1:34.929	1:34.452
12	126	Shaun Roberts	Kelowna,BC	Honda Civic Si	Red	IP3	SCCBC	CACC		1:35.690	1:34.875
13	23	Dennis Hilton	N.Vancouver,BC	Mazda RX7	White/Green	GTM	SCCBC	ICSCC	Krangle Automotive, Staff's Automotive	1:36.740	1:36.491
14	4	Derek Smith	Langley,BC	Mercur XR8	White	GTO	SCCBC	CACC	Cel-Com, AllWest, Kal-Tire, Edmonds Battery	1:37.461	1:37.135
15	32	Wayne McKinnon	Delta,BC	Honda CRX	Red	IP4	SCCBC	CACC	Ladner Chevron, Snap-On, My Children's Inheritance	1:41.255	1:40.338
16	62	Chris Field	Surrey,BC	Nissan 510	Blue/White	GTL	SCCBC	CACC		1:41.226	1:40.859
17	31	Owen Cousins	Vancouver,BC	Toyota MR2	Red/Blue	IP3	SCCBC	CACC		1:42.344	1:42.198
18	433	Lorne Stead	Richmond,BC	Datsun 1200	Brown	GTL	WCIRAB	ICSCC	Southside Nissan, Hemlock Valley Volunteer Fire Dept,	---	---
19	56	Dave Krulitsky	Kamloops,BC	Dodge Omni GL	Blue	GTO	BCMA	CACC		---	---
20	789	Kiwi Bishop	Mt.Lehman,BC	Camaro	Green/Black	GTO	SCCBC	CACC	Little Rock Quarries, Midvalley Diesel	---	---
21	90	Keith Robinson	Langley,BC	Honda Civic	Black/Red	IP3	SCCBC	CACC	K&G Auto Recycling	---	---
22	131	Martin Berryman	Pitt Meadows,BC	Honda CRX Si	White	IP3	SCCBC	CACC	Wane's Custom Woodwork Inc	---	---
23	71	Dave Adams	Vancouver,BC	Honda Civic	Silver/Yellow	IP4	SCCBC	CACC		---	---

COMMENTS: **Closed Wheel 2 Race #1 Qualifying Saturday**

STEWARD: _____

06/10/2007 1:53:48 PM

TIMING & SCORING: _____


Closed Wheel 2

CW2 Race 1

Race

Mission Raceway Park 2.120 Km

06/10/2007 03:55 PM



Lap	Lap Tm	Diff	Time of Day
(702) Harry Watson			
1	1:31.532	+4.462	16:19:00.987
2	1:28.475	+1.405	16:20:29.462
3	1:29.186	+2.116	16:21:58.648
4	1:28.579	+1.509	16:23:27.227
5	1:28.281	+1.211	16:24:55.508
6	1:28.293	+1.223	16:26:23.801
7	1:28.470	+1.400	16:27:52.271
8	1:27.297	+0.227	16:29:19.568
9	1:27.070	-	16:30:46.638
10	1:44.466	+17.396	16:32:31.104
11	2:45.844	+1:18.774	16:35:16.948
12	2:10.453	+43.383	16:37:27.401

Lap	Lap Tm	Diff	Time of Day
(38) Kevin Lachance			
1	1:33.368	+2.969	16:19:03.309
2	1:30.765	+0.366	16:20:34.074
3	1:30.399	-	16:22:04.473
4	1:30.467	+0.068	16:23:34.940
5	1:30.479	+0.080	16:25:05.419
6	1:31.664	+1.265	16:26:37.083
7	1:32.943	+2.544	16:28:10.026
8	1:31.212	+0.813	16:29:41.238
9	1:37.042	+6.643	16:31:18.280
10	1:45.529	+15.130	16:33:03.809
11	2:15.028	+44.629	16:35:18.837
12	2:10.821	+40.422	16:37:29.658

Lap	Lap Tm	Diff	Time of Day
(39) Bryan Hellevang			
1	1:36.121	+5.592	16:19:05.918
2	1:34.008	+3.479	16:20:39.926
3	1:32.845	+2.316	16:22:12.771
4	1:31.659	+1.130	16:23:44.430
5	1:31.272	+0.743	16:25:15.702
6	1:30.613	+0.084	16:26:46.315
7	1:30.529	-	16:28:16.844
8	1:30.828	+0.299	16:29:47.672
9	1:32.466	+1.937	16:31:20.138
10	1:45.349	+14.820	16:33:05.487
11	2:14.891	+44.362	16:35:20.378
12	2:10.775	+40.246	16:37:31.153

Lap	Lap Tm	Diff	Time of Day
(792) Robert Johnston			
1	1:37.949	+7.120	16:19:08.697
2	1:32.489	+1.660	16:20:41.186
3	1:32.428	+1.599	16:22:13.614
4	1:31.625	+0.796	16:23:45.239
5	1:31.054	+0.225	16:25:16.293
6	1:30.844	+0.015	16:26:47.137
7	1:30.883	+0.054	16:28:18.020
8	1:30.829	-	16:29:48.849
9	1:32.552	+1.723	16:31:21.401
10	1:44.989	+14.160	16:33:06.390
11	2:15.098	+44.269	16:35:21.488
12	2:11.269	+40.440	16:37:32.757

Lap	Lap Tm	Diff	Time of Day
(784) Graham Morin			
1	1:35.920	+5.554	16:19:06.234
2	1:32.390	+2.024	16:20:38.624
3	1:32.816	+2.450	16:22:11.440

Lap	Lap Tm	Diff	Time of Day
4	1:31.040	+0.674	16:23:42.480
5	1:36.070	+5.704	16:25:18.550
6	1:32.230	+1.864	16:26:50.780
7	1:30.366	-	16:28:21.146
8	1:31.306	+0.940	16:29:52.452
9	1:38.946	+8.580	16:31:31.398
10	1:48.781	+18.415	16:33:20.179
11	2:04.087	+33.721	16:35:24.266
12	2:10.165	+39.799	16:37:34.431

Lap	Lap Tm	Diff	Time of Day
(37) Ryan O'Connor			
1	1:39.616	+7.646	16:19:10.328
2	1:34.531	+2.561	16:20:44.859
3	1:34.431	+2.461	16:22:19.290
4	1:32.762	+0.792	16:23:52.052
5	1:33.014	+1.044	16:25:25.066
6	1:32.211	+0.241	16:26:57.277
7	1:34.012	+2.042	16:28:31.289
8	1:31.970	-	16:30:03.259
9	1:37.124	+5.154	16:31:40.383
10	1:43.875	+11.905	16:33:24.258
11	2:01.808	+29.838	16:35:26.066
12	2:09.980	+38.010	16:37:36.046

Lap	Lap Tm	Diff	Time of Day
(12) Cindy Stevens			
1	1:38.486	+6.215	16:19:09.456
2	1:34.370	+2.099	16:20:43.826
3	1:33.725	+1.454	16:22:17.551
4	1:33.582	+1.311	16:23:51.133
5	1:33.392	+1.121	16:25:24.525
6	1:34.074	+1.803	16:26:58.599
7	1:33.168	+0.897	16:28:31.767
8	1:32.271	-	16:30:04.038
9	1:36.956	+4.685	16:31:40.994
10	1:43.878	+11.607	16:33:24.872
11	2:02.100	+29.829	16:35:26.972
12	2:09.904	+37.633	16:37:36.876

Lap	Lap Tm	Diff	Time of Day
(13) Tom Davies			
1	1:37.364	+5.627	16:19:07.836
2	1:41.272	+9.535	16:20:49.108
3	1:35.235	+3.498	16:22:24.343
4	1:34.828	+3.091	16:23:59.171
5	1:33.126	+1.389	16:25:32.297
6	1:32.320	+0.583	16:27:04.617
7	1:31.737	-	16:28:36.354
8	1:31.796	+0.059	16:30:08.150
9	1:33.576	+1.839	16:31:41.726
10	1:44.029	+12.292	16:33:25.755
11	2:02.388	+30.651	16:35:28.143
12	2:10.166	+38.429	16:37:38.309

Lap	Lap Tm	Diff	Time of Day
(131) Martin Berryman			
1	1:43.423	+11.958	16:19:16.116
2	1:36.688	+5.223	16:20:52.804
3	1:34.327	+2.862	16:22:27.131
4	1:34.081	+2.616	16:24:01.212
5	1:34.518	+3.053	16:25:35.730
6	1:32.488	+1.023	16:27:08.218
7	1:31.513	+0.048	16:28:39.731
8	1:31.465	-	16:30:11.196

Lap	Lap Tm	Diff	Time of Day
9	1:34.078	+2.613	16:31:45.274
10	1:43.875	+12.410	16:33:29.149
11	2:00.317	+28.852	16:35:29.466
12	2:09.727	+38.262	16:37:39.193

Lap	Lap Tm	Diff	Time of Day
(19) Cory Wong			
1	1:41.101	+7.431	16:19:12.461
2	1:35.572	+1.902	16:20:48.033
3	1:35.547	+1.877	16:22:23.580
4	1:36.521	+2.851	16:24:00.101
5	1:35.295	+1.625	16:25:35.396
6	1:34.311	+0.641	16:27:09.707
7	1:33.670	-	16:28:43.377
8	1:33.947	+0.277	16:30:17.324
9	1:41.474	+7.804	16:31:58.798
10	1:53.564	+19.894	16:33:52.362
11	1:38.785	+5.115	16:35:31.147
12	2:09.146	+35.476	16:37:40.293

Lap	Lap Tm	Diff	Time of Day
(45) Jon Wright			
1	1:42.553	+9.154	16:19:13.634
2	1:36.349	+2.950	16:20:49.983
3	1:35.351	+1.952	16:22:25.334
4	1:35.619	+2.220	16:24:00.953
5	1:35.607	+2.208	16:25:36.560
6	1:34.722	+1.323	16:27:11.282
7	1:33.399	-	16:28:44.681
8	1:33.546	+0.147	16:30:18.227
9	1:41.071	+7.672	16:31:59.298
10	1:53.470	+20.071	16:33:52.768
11	1:39.542	+6.143	16:35:32.310
12	2:09.025	+35.626	16:37:41.335

Lap	Lap Tm	Diff	Time of Day
(126) Shaun Roberts			
1	1:42.337	+8.554	16:19:14.410
2	1:36.470	+2.687	16:20:50.880
3	1:36.021	+2.238	16:22:26.901
4	1:35.473	+1.690	16:24:02.374
5	1:35.320	+1.537	16:25:37.694
6	1:35.307	+1.524	16:27:13.001
7	1:34.521	+0.738	16:28:47.522
8	1:33.783	-	16:30:21.305
9	1:39.043	+5.260	16:32:00.348
10	1:54.246	+20.463	16:33:54.594
11	1:41.005	+7.222	16:35:35.599
12	2:08.558	+34.775	16:37:44.157

Lap	Lap Tm	Diff	Time of Day
(4) Derek Smith			
1	1:43.598	+8.155	16:19:15.567
2	1:36.805	+1.362	16:20:52.372
3	1:37.600	+2.157	16:22:29.972
4	1:36.173	+0.730	16:24:06.145
5	1:36.182	+0.739	16:25:42.327
6	1:36.054	+0.611	16:27:18.381
7	1:35.443	-	16:28:53.824
8	1:35.567	+0.124	16:30:29.391
9	1:39.872	+4.429	16:32:09.263
10	1:49.522	+14.079	16:33:58.785
11	1:44.117	+8.674	16:35:42.902
12	2:03.196	+27.753	16:37:46.098



Lap	Lap Tm	Diff	Time of Day
(23) Dennis Hilton			
1	1:49.123	+12.950	16:19:22.558
2	1:38.167	+1.994	16:21:00.725
3	1:36.660	+0.487	16:22:37.385
4	1:36.452	+0.279	16:24:13.837
5	1:37.297	+1.124	16:25:51.134
6	1:37.847	+1.674	16:27:28.981
7	1:36.350	+0.177	16:29:05.331
8	1:36.173	-	16:30:41.504
9	1:46.533	+10.360	16:32:28.037
10	1:50.185	+14.012	16:34:18.222
11	1:47.263	+11.090	16:36:05.485
12	1:42.682	+6.509	16:37:48.167

(32) Wayne McKinnon			
1	1:53.910	+12.146	16:19:26.476
2	1:43.265	+1.501	16:21:09.741
3	1:42.557	+0.793	16:22:52.298
4	1:42.362	+0.598	16:24:34.660
5	1:42.321	+0.557	16:26:16.981
6	1:43.008	+1.244	16:27:59.989
7	1:41.764	-	16:29:41.753
8	1:48.648	+6.884	16:31:30.401
9	1:48.496	+6.732	16:33:18.897
10	2:04.072	+22.308	16:35:22.969
11	2:10.527	+28.763	16:37:33.496

(31) Owen Cousins			
1	1:49.731	+7.413	16:19:22.473
2	1:51.011	+8.693	16:21:13.484
3	1:47.640	+5.322	16:23:01.124
4	1:43.172	+0.854	16:24:44.296
5	1:44.371	+2.053	16:26:28.667
6	1:42.584	+0.266	16:28:11.251
7	1:42.318	-	16:29:53.569
8	1:45.795	+3.477	16:31:39.364
9	1:44.423	+2.105	16:33:23.787
10	2:01.409	+19.091	16:35:25.196
11	2:10.100	+27.782	16:37:35.296

(62) Chris Field			
1	1:46.706	+6.602	16:19:19.136
2	1:41.619	+1.515	16:21:00.755
3	1:41.656	+1.552	16:22:42.411
4	1:40.602	+0.498	16:24:23.013
5	1:40.250	+0.146	16:26:03.263
6	1:40.104	-	16:27:43.367
7	1:42.288	+2.184	16:29:25.655
8	3:21.383	+1:41.279	16:32:47.038
9	2:30.703	+50.599	16:35:17.741
10	2:10.824	+30.720	16:37:28.565

(05) Steve Paquette			
1	1:32.854	+5.727	16:19:02.386
2	1:29.507	+2.380	16:20:31.893
3	1:28.710	+1.583	16:22:00.603
4	1:28.241	+1.114	16:23:28.844
5	1:27.569	+0.442	16:24:56.413
6	1:27.895	+0.768	16:26:24.308
7	1:28.810	+1.683	16:27:53.118
8	1:27.127	-	16:29:20.245

Lap	Lap Tm	Diff	Time of Day
-----	--------	------	-------------

Lap	Lap Tm	Diff	Time of Day
-----	--------	------	-------------



**LAST CHANCE WEEKEND
SCCBC
MISSION RACEWAY PARK
OFFICIAL RACE RESULTS**

**Sanction # CACC
Track Length: 2.12 Km.**

October 6 - 7, 2007

CW2

POS	CAR	DRIVER	TOWN	MAKE	COLOUR	LAPS	O/A	CLUB	LICENSE	SPONSOR	FASTLAP
GTL											
1	37	Ryan O'Connor	Vancouver,BC	Honda Civic	Blue	12	6	SCCBC	CACC	BC Children's Hospital Foundation	1:31.970
2	62	Chris Field	Surrey,BC	Nissan 510	Blue/White	10	17	SCCBC	CACC		1:40.104
DNS	433	Lorne Stead	Richmond,BC	Datsun 1200	Brown	0	DNS	WCIRA	ICSC	Southside Nissan, Hemlock Valley Volunteer Fire Dep	---
GTM											
1	702	Harry Watson	Coquitlam,BC	Mazda Miata	Red	12	1	SCCBC	CACC	Specialty Engineering, Metro Testing	1:27.070
2	38	Kevin Lachance	Blacklands,AB	Acura Integra	White/Yellow	12	2	ARCA	VMC	Bula Millwright Services/Silverhill Acura	1:30.399
3	784	Graham Morin	Burnaby,BC	Mazda RX3	White/Blue	12	5	SCCBC	CACC	Morin-Co Certified General Accountant, Allan Autotec	1:30.366
4	23	Dennis Hilton	N.Vancouver,BC	Mazda RX7	White/Green	12	14	SCCBC	ICSC	Krangle Automotive, Staff's Automotive	1:36.173
GTO											
1	39	Bryan Hellevang	Maple Ridge,BC	Firebird	Green	12	3	SCCBC	CACC		1:30.529
2	4	Derek Smith	Langley,BC	Merkur XR8	White	12	13	SCCBC	CACC	Cel-Com, AllWest, Kal-Tire, Edmonds Battery	1:35.443
DNF	05	Steve Paquette	N.Vancouver,BC	Porsche	Red/Black	8	DNF	SCCBC	CACC	MB Euromotors, Fairview Automotive	1:27.127
DNS	56	Dave Krulitsky	Kamloops,BC	Dodge Omni GLHTu	Blue	0	DNS	BCMA	CACC		---
DNS	789	Kiwi Bishop	Mt.Lehman,BC	Camaro	Green/Black	0	DNS	SCCBC	CACC	Little Rock Quarries, Midvalley Diesel	---
IP3											
1	792	Robert Johnston	Abbotsford,BC	Honda CRX	Black/Yellow	12	4	SCCBC	CACC		1:30.829
2	12	Cindy Stevens	Richmond,BC	Honda CRX Si	Blue	12	7	SCCBC	CACC	Stormpower	1:32.271
3	13	Tom Davies	N.Vancouver,BC	Honda CRX	Black/Orange	12	8	SCCBC	CACC	Nixon Automotive	1:31.737
4	131	Martin Berryman	Pitt Meadows,BC	Honda CRX Si	White	12	9	SCCBC	CACC	Wane's Custom Woodwork Inc	1:31.465
5	19	Cory Wong	Mission,BC	Honda Civic	Red/White	12	10	SCCBC	CACC		1:33.670
6	45	Jon Wright	Armstrong,BC	Honda Civic	White	12	11	ARCA	ASN/	Noble Tractor & Equipment, Nelson's Glass, Action Pa	1:33.399
7	126	Shaun Roberts	Kelowna,BC	Honda Civic Si	Red	12	12	SCCBC	CACC		1:33.783
8	31	Owen Cousins	Vancouver,BC	Toyota MR2	Red/Blue	11	16	SCCBC	CACC		1:42.318
DNS	90	Keith Robinson	Langley,BC	Honda Civic	Black/Red	0	DNS	SCCBC	CACC	K&G Auto Recycling	---
IP4											
1	32	Wayne McKinnon	Delta,BC	Honda CRX	Red	11	15	SCCBC	CACC	Ladner Chevron, Snap-On, My Children's Inheritance	1:41.764
DNS	71	Dave Adams	Vancouver,BC	Honda Civic	Silver/Yellow	0	DNS	SCCBC	CACC		---

TOTAL IN GROUP= 23

COMMENTS: **Closed Wheel 2 Race #1 Saturday**




[Handwritten Signature]

STEWARD: _____

October 6, 2007 4:40:18 PM

TIMING & SCORING: _____



Lap	Lap Tm	Diff	Time of Day
(38) Kevin Lachance			
1	1:49.561	+17.696	10:13:54.410
2	1:36.825	+4.960	10:15:31.235
3	1:34.795	+2.930	10:17:06.030
4	1:33.550	+1.685	10:18:39.580
5	1:32.776	+0.911	10:20:12.356
6	1:32.871	+1.006	10:21:45.227
7	1:32.962	+1.097	10:23:18.189
8	1:31.865	-	10:24:50.054
9	1:33.778	+1.913	10:26:23.832
(131) Martin Berryman			
1	1:41.942	+9.263	10:14:09.116
2	1:34.449	+1.770	10:15:43.565
3	1:38.133	+5.454	10:17:21.698
4	1:34.522	+1.843	10:18:56.220
5	1:33.095	+0.416	10:20:29.315
6	1:32.679	-	10:22:01.994
7	1:32.914	+0.235	10:23:34.908
8	1:33.560	+0.881	10:25:08.468
9	1:33.441	+0.762	10:26:41.909
(13) Tom Davies			
1	1:51.802	+18.868	10:13:50.381
2	1:41.452	+8.518	10:15:31.833
3	1:40.679	+7.745	10:17:12.512
4	1:38.295	+5.361	10:18:50.807
5	1:35.946	+3.012	10:20:26.753
6	1:34.377	+1.443	10:22:01.130
7	1:33.404	+0.470	10:23:34.534
8	1:32.934	-	10:25:07.468
9	1:33.703	+0.769	10:26:41.171
(37) Ryan O'Connor			
1	1:49.061	+15.858	10:13:51.478
2	1:38.344	+5.141	10:15:29.822
3	1:35.404	+2.201	10:17:05.226
4	1:36.199	+2.996	10:18:41.425
5	1:34.952	+1.749	10:20:16.377
6	1:33.821	+0.618	10:21:50.198
7	1:33.969	+0.766	10:23:24.167
8	1:33.203	-	10:24:57.370
9	1:34.220	+1.017	10:26:31.590
(12) Cindy Stevens			
1	1:48.581	+13.921	10:13:42.705
2	1:38.311	+3.651	10:15:21.016
3	1:36.683	+2.023	10:16:57.699
4	1:35.992	+1.332	10:18:33.691
5	1:35.678	+1.018	10:20:09.369
6	1:35.322	+0.662	10:21:44.691
7	1:36.187	+1.527	10:23:20.878
8	1:34.660	-	10:24:55.538
9	1:35.919	+1.259	10:26:31.457
(72) Graeme Hankey			
1	1:49.255	+14.445	10:13:56.172
2	1:42.279	+7.469	10:15:38.451
3	1:40.347	+5.537	10:17:18.798
4	1:37.560	+2.750	10:18:56.358

Lap	Lap Tm	Diff	Time of Day
5	1:37.772	+2.962	10:20:34.130
6	1:36.446	+1.636	10:22:10.576
7	1:35.690	+0.880	10:23:46.266
8	1:34.810	-	10:25:21.076
9	1:36.138	+1.328	10:26:57.214
(23) Dennis Hilton			
1	1:50.758	+14.327	10:15:27.823
2	2:00.617	+24.186	10:17:28.440
3	1:40.985	+4.554	10:19:09.425
4	1:40.678	+4.247	10:20:50.103
5	1:38.998	+2.567	10:22:29.101
6	1:37.543	+1.112	10:24:06.644
7	1:36.431	-	10:25:43.075
(19) Cory Wong			
1	1:54.125	+16.938	10:13:50.392
2	1:46.086	+8.899	10:15:36.478
3	1:43.625	+6.438	10:17:20.103
4	1:39.649	+2.462	10:18:59.752
5	1:37.187	-	10:20:36.939
6	2:08.090	+30.903	10:22:45.029
7	1:37.843	+0.656	10:24:22.872
(792) Robert Johnston			
1	1:48.864	+11.415	10:14:02.477
2	1:37.449	-	10:15:39.926
3	1:40.985	+3.536	10:17:20.911
(62) Chris Field			
1	1:51.499	+9.918	10:13:54.866
2	1:44.868	+3.287	10:15:39.734
3	1:43.432	+1.851	10:17:23.166
4	1:41.581	-	10:19:04.747
5	1:53.930	+12.349	10:20:58.677
6	1:41.656	+0.075	10:22:40.333
(31) Owen Cousins			
1	1:53.515	+9.419	10:14:02.563
2	1:47.092	+2.996	10:15:49.655
3	1:47.672	+3.576	10:17:37.327
4	1:44.231	+0.135	10:19:21.558
5	1:44.096	-	10:21:05.654
6	1:52.238	+8.142	10:22:57.892
7	1:45.471	+1.375	10:24:43.363
8	1:57.838	+13.742	10:26:41.201
(703) Max Thompson			
1	2:05.392	+6.058	10:14:16.540
2	1:59.334	-	10:16:15.874

Lap	Lap Tm	Diff	Time of Day
-----	--------	------	-------------



Closed Wheel 2

CW2 Qualify Race 2

Qualify

Mission Raceway Park 2.120 Km

07/10/2007 11:35 AM

Lap	Lap Tm	Diff	Time of Day
(702) Harry Watson			
1	1:43.472	+13.884	11:52:14.516
2	1:33.953	+4.365	11:53:48.469
3	1:32.299	+2.711	11:55:20.768
4	1:29.588	-	11:56:50.356
5	1:32.976	+3.388	11:58:23.332
6	1:32.156	+2.568	11:59:55.488

Lap	Lap Tm	Diff	Time of Day
(39) Bryan Hellevang			
1	1:40.742	+9.865	11:50:19.226
2	1:32.782	+1.905	11:51:52.008
3	1:32.575	+1.698	11:53:24.583
4	1:32.002	+1.125	11:54:56.585
5	1:30.877	-	11:56:27.462

Lap	Lap Tm	Diff	Time of Day
(13) Tom Davies			
1	1:43.909	+11.224	11:52:03.546
2	1:35.419	+2.734	11:53:38.965
3	1:33.817	+1.132	11:55:12.782
4	1:33.479	+0.794	11:56:46.261
5	1:33.331	+0.646	11:58:19.592
6	1:32.685	-	11:59:52.277
7	1:37.868	+5.183	12:01:30.145
8	1:32.885	+0.200	12:03:03.030

Lap	Lap Tm	Diff	Time of Day
(38) Kevin Lachance			
1	1:50.860	+17.148	11:50:47.401
2	1:40.463	+6.751	11:52:27.864
3	1:36.322	+2.610	11:54:04.186
4	1:35.037	+1.325	11:55:39.223
5	1:34.726	+1.014	11:57:13.949
6	1:34.040	+0.328	11:58:47.989
7	1:33.712	-	12:00:21.701
8	1:34.039	+0.327	12:01:55.740
9	1:34.202	+0.490	12:03:29.942

Lap	Lap Tm	Diff	Time of Day
(37) Ryan O'Connor			
1	1:44.926	+10.600	11:50:29.816
2	1:35.388	+1.062	11:52:05.204
3	1:35.791	+1.465	11:53:40.995
4	1:34.413	+0.087	11:55:15.408
5	1:34.743	+0.417	11:56:50.151
6	1:35.922	+1.596	11:58:26.073
7	1:34.326	-	12:00:00.399
8	1:35.713	+1.387	12:01:36.112
9	1:35.672	+1.346	12:03:11.784

Lap	Lap Tm	Diff	Time of Day
(131) Martin Berryman			
1	1:45.948	+11.565	11:50:36.581
2	1:36.035	+1.652	11:52:12.616
3	1:35.303	+0.920	11:53:47.919
4	1:35.983	+1.600	11:55:23.902
5	1:34.862	+0.479	11:56:58.764
6	1:34.404	+0.021	11:58:33.168
7	1:38.697	+4.314	12:00:11.865
8	1:34.383	-	12:01:46.248
9	1:36.811	+2.428	12:03:23.059

Lap	Lap Tm	Diff	Time of Day
(72) Graeme Hankey			
1	1:48.949	+14.527	11:50:50.092

Lap	Lap Tm	Diff	Time of Day
2	1:41.310	+6.888	11:52:31.402
3	1:38.761	+4.339	11:54:10.163
4	1:36.741	+2.319	11:55:46.904
5	1:34.763	+0.341	11:57:21.667
6	1:35.143	+0.721	11:58:56.810
7	1:35.135	+0.713	12:00:31.945
8	1:34.422	-	12:02:06.367
9	1:34.746	+0.324	12:03:41.113

Lap	Lap Tm	Diff	Time of Day
(12) Cindy Stevens			
1	1:45.663	+10.455	11:50:22.336
2	1:36.080	+0.872	11:51:58.416
3	1:35.208	-	11:53:33.624
4	1:35.467	+0.259	11:55:09.091
5	1:36.320	+1.112	11:56:45.411
6	1:36.834	+1.626	11:58:22.245
7	1:35.949	+0.741	11:59:58.194
8	1:35.486	+0.278	12:01:33.680
9	1:35.407	+0.199	12:03:09.087

Lap	Lap Tm	Diff	Time of Day
(62) Chris Field			
1	1:49.984	+13.860	11:50:52.368
2	1:39.752	+3.628	11:52:32.120
3	1:43.286	+7.162	11:54:15.406
4	1:39.645	+3.521	11:55:55.051
5	3:12.968	+1:36.844	11:59:08.019
6	1:36.124	-	12:00:44.143
7	1:36.609	+0.485	12:02:20.752

Lap	Lap Tm	Diff	Time of Day
(19) Cory Wong			
1	1:52.183	+14.940	11:50:40.988
2	1:46.378	+9.135	11:52:27.366
3	1:41.395	+4.152	11:54:08.761
4	1:37.530	+0.287	11:55:46.291
5	1:38.196	+0.953	11:57:24.487
6	1:37.243	-	11:59:01.730

Lap	Lap Tm	Diff	Time of Day
(792) Robert Johnston			
1	1:53.388	+15.999	11:50:47.231
p2	2:01.028	+23.639	11:52:48.259
3	1:44.943	+7.554	11:54:33.202
4	1:37.389	-	11:56:10.591
5	1:38.136	+0.747	11:57:48.727
6	1:38.572	+1.183	11:59:27.299
7	1:38.308	+0.919	12:01:05.607
8	1:38.707	+1.318	12:02:44.314

Lap	Lap Tm	Diff	Time of Day
(31) Owen Cousins			
1	1:53.705	+15.528	11:50:57.757
2	1:41.408	+3.231	11:52:39.165
3	1:39.346	+1.169	11:54:18.511
4	1:40.401	+2.224	11:55:58.912
5	1:38.177	-	11:57:37.089
6	1:39.372	+1.195	11:59:16.461
7	1:45.468	+7.291	12:01:01.929
8	1:38.682	+0.505	12:02:40.611

Lap	Lap Tm	Diff	Time of Day
(23) Dennis Hilton			
1	1:53.163	+13.955	11:50:51.606
2	1:41.645	+2.437	11:52:33.251
3	1:42.933	+3.725	11:54:16.184

Lap	Lap Tm	Diff	Time of Day
4	1:39.829	+0.621	11:55:56.013
5	1:39.208	-	11:57:35.221
6	1:39.948	+0.740	11:59:15.169
7	1:39.541	+0.333	12:00:54.710
8	1:40.180	+0.972	12:02:34.890
(4) Derek Smith			
1	1:54.388	+14.841	11:50:46.897
2	1:43.353	+3.806	11:52:30.250
3	1:44.492	+4.945	11:54:14.742
4	1:39.734	+0.187	11:55:54.476
5	1:40.251	+0.704	11:57:34.727
6	1:40.152	+0.605	11:59:14.879
7	1:39.547	-	12:00:54.426
8	1:39.686	+0.139	12:02:34.112

Lap	Lap Tm	Diff	Time of Day
(71) Dave Adams			
1	2:00.163	-	11:51:05.759



**LAST CHANCE WEEKEND
SCCBC**

**Sanction # CACC
Track Length: 2.12 Km.**

**MISSION RACEWAY PARK
OFFICIAL QUALIFYING RESULTS**

October 6 - 7, 2007

CW2

POS	CAR	DRIVER	TOWN	MAKE	COLOUR	CLASS	CLUB	LICENSE	SPONSOR	2nd Best Tim	Best Time
1	702	Harry Watson	Coquitlam,BC	Mazda Miata	Red	GTM	SCCBC	CACC	Specialty Engineering, Metro Testing	1:32.156	1:29.588
2	39	Bryan Hellevang	Maple Ridge,BC	Firebird	Green	GTO	SCCBC	CACC		1:32.002	1:30.877
3	13	Tom Davies	N.Vancouver,BC	Honda CRX	Black/Orange	IP3	SCCBC	CACC	Nixon Automotive	1:32.885	1:32.685
4	38	Kevin Lachance	Blacklands,AB	Acura Integra	White/Yellow	GTM	ARCA	WMCA	Bula Millwright Services/Silverhill Acura	1:34.039	1:33.712
5	37	Ryan O'Connor	Vancouver,BC	Honda Civic	Blue	GTL	SCCBC	CACC	BC Children's Hospital Foundation	1:34.413	1:34.326
6	131	Martin Berryman	Pitt Meadows,BC	Honda CRX Si	White	IP3	SCCBC	CACC	Wane's Custom Woodwork Inc	1:34.404	1:34.383
7	72	Graeme Hankey	Coquitlam,BC	Acura Integra	Silver	GTM	SCCBC	CACC	Westmount Motors	1:34.746	1:34.422
8	12	Cindy Stevens	Richmond,BC	Honda CRX Si	Blue	IP3	SCCBC	CACC	Stormpower	1:35.407	1:35.208
9	62	Chris Field	Surrey,BC	Nissan 510	Blue/White	GTL	SCCBC	CACC		1:36.609	1:36.124
10	19	Cory Wong	Mission,BC	Honda Civic	Red/White	IP3	SCCBC	CACC		1:37.530	1:37.243
11	792	Robert Johnston	Abbotsford,BC	Honda CRX	Black/Yellow	IP3	SCCBC	CACC		1:38.136	1:37.389
12	31	Owen Cousins	Vancouver,BC	Toyota MR2	Red/Blue	IP3	SCCBC	CACC		1:38.682	1:38.177
13	23	Dennis Hilton	N.Vancouver,BC	Mazda RX7	White/Green	GTM	SCCBC	ICSCC	Krangle Automotive, Staff's Automotive	1:39.541	1:39.208
14	4	Derek Smith	Langley,BC	Merkur XR8	White	GTO	SCCBC	CACC	Cel-Com, AllWest, Kal-Tire, Edmonds Battery	1:39.686	1:39.547
15	71	Dave Adams	Vancouver,BC	Honda Civic	Silver/Yellow	IP4	SCCBC	CACC		---	2:00.163
16	433	Lorne Stead	Richmond,BC	Datsun 1200	Brown	GTL	WCIRAB	ICSCC	Southside Nissan, Hemlock Valley Volunteer Fire Dept,	---	---
17	703	Max Thompson	Surrey,BC	Merkur XR4Ti	Black	GTM	SCCBC	CACC	C-Max Automotive Services	---	---
18	784	Graham Morin	Burnaby,BC	Mazda RX3	White/Blue	GTM	SCCBC	CACC	Morin-Co Certified General Accountant, Allan Autotech	---	---
19	05	Steve Paquette	N.Vancouver,BC	Porsche	Red/Black	GTO	SCCBC	CACC	MB Euromotors, Fairview Automotive	---	---
20	56	Dave Krulitsky	Kamloops,BC	Dodge Omni GL	Blue	GTO	BCMA	CACC		---	---
21	789	Kiwi Bishop	Mt.Lehman,BC	Camaro	Green/Black	GTO	SCCBC	CACC	Little Rock Quarries, Midvalley Diesel	---	---
22	45	Jon Wright	Armstrong,BC	Honda Civic	White	IP3	ARCA	ASN/FI	Noble Tractor & Equipment, Nelson's Glass, Action Part	---	---
23	90	Keith Robinson	Langley,BC	Honda Civic	Black/Red	IP3	SCCBC	CACC	K&G Auto Recycling	---	---
24	126	Shaun Roberts	Kelowna,BC	Honda Civic Si	Red	IP3	SCCBC	CACC		---	---
25	32	Wayne McKinnon	Delta,BC	Honda CRX	Red	IP4	SCCBC	CACC	Ladner Chevron, Snap-On, My Children's Inheritance	---	---

COMMENTS: **Closed Wheel 2 Race #2 Qualifying Sunday**

STEWARDS: _____

07/10/2007 12:06:47 PM

TIMING & SCORING: _____


Closed Wheel 2

CW2 Race 2

Race

Mission Raceway Park 2.120 Km

07/10/2007 03:55 PM



Lap	Lap Tm	Diff	Time of Day
(39) Bryan Hellevang			
1	2:17.055	+43.442	16:24:52.510
2	1:36.153	+2.540	16:26:28.663
3	1:35.124	+1.511	16:28:03.787
4	1:34.510	+0.897	16:29:38.297
5	1:34.422	+0.809	16:31:12.719
6	1:33.729	+0.116	16:32:46.448
7	1:34.101	+0.488	16:34:20.549
8	1:33.794	+0.181	16:35:54.343
9	1:33.613	-	16:37:27.956
10	1:34.928	+1.315	16:39:02.884
11	1:34.598	+0.985	16:40:37.482
12	1:34.792	+1.179	16:42:12.274

Lap	Lap Tm	Diff	Time of Day
(792) Robert Johnston			
1	2:10.830	+37.644	16:24:53.852
2	1:40.448	+7.262	16:26:34.300
3	1:36.298	+3.112	16:28:10.598
4	1:35.638	+2.452	16:29:46.236
5	1:33.186	-	16:31:19.422
6	1:33.638	+0.452	16:32:53.060
7	1:33.787	+0.601	16:34:26.847
8	1:33.538	+0.352	16:36:00.385
9	1:33.535	+0.349	16:37:33.920
10	1:33.779	+0.593	16:39:07.699
11	1:33.322	+0.136	16:40:41.021
12	1:33.187	+0.001	16:42:14.208

Lap	Lap Tm	Diff	Time of Day
(13) Tom Davies			
1	2:16.119	+42.166	16:24:52.755
2	1:38.593	+4.640	16:26:31.348
3	1:36.609	+2.656	16:28:07.957
4	1:35.846	+1.893	16:29:43.803
5	1:34.700	+0.747	16:31:18.503
6	1:36.737	+2.784	16:32:55.240
7	1:34.739	+0.786	16:34:29.979
8	1:33.953	-	16:36:03.932
9	1:34.730	+0.777	16:37:38.662
10	1:34.027	+0.074	16:39:12.689
11	1:35.658	+1.705	16:40:48.347
12	1:34.172	+0.219	16:42:22.519

Lap	Lap Tm	Diff	Time of Day
(37) Ryan O'Connor			
1	2:15.477	+41.624	16:24:53.030
2	1:39.365	+5.512	16:26:32.395
3	1:37.042	+3.189	16:28:09.437
4	1:36.359	+2.506	16:29:45.796
5	1:36.338	+2.485	16:31:22.134
6	1:35.582	+1.729	16:32:57.716
7	1:34.963	+1.110	16:34:32.679
8	1:34.268	+0.415	16:36:06.947
9	1:34.385	+0.532	16:37:41.332
10	1:33.853	-	16:39:15.185
11	1:35.323	+1.470	16:40:50.508
12	1:34.535	+0.682	16:42:25.043

Lap	Lap Tm	Diff	Time of Day
(131) Martin Berryman			
1	2:13.834	+38.452	16:24:53.059
2	1:40.228	+4.846	16:26:33.287
3	1:37.624	+2.242	16:28:10.911

Lap	Lap Tm	Diff	Time of Day
4	1:36.629	+1.247	16:29:47.540
5	1:35.647	+0.265	16:31:23.187
6	1:35.504	+0.122	16:32:58.691
7	1:35.573	+0.191	16:34:34.264
8	1:35.409	+0.027	16:36:09.673
9	1:35.476	+0.094	16:37:45.149
10	1:35.382	-	16:39:20.531
11	1:36.313	+0.931	16:40:56.844
12	1:36.123	+0.741	16:42:32.967

Lap	Lap Tm	Diff	Time of Day
(72) Graeme Hankey			
1	2:13.133	+38.481	16:24:53.541
2	1:44.014	+9.362	16:26:37.555
3	1:39.011	+4.359	16:28:16.566
4	1:37.460	+2.808	16:29:54.026
5	1:37.082	+2.430	16:31:31.108
6	1:36.477	+1.825	16:33:07.585
7	1:36.792	+2.140	16:34:44.377
8	1:34.885	+0.233	16:36:19.262
9	1:35.192	+0.540	16:37:54.454
10	1:34.652	-	16:39:29.106
11	1:35.460	+0.808	16:41:04.566
12	1:36.310	+1.658	16:42:40.876

Lap	Lap Tm	Diff	Time of Day
(12) Cindy Stevens			
1	2:12.378	+36.784	16:24:53.385
2	1:43.838	+8.244	16:26:37.223
3	1:37.799	+2.205	16:28:15.022
4	1:37.694	+2.100	16:29:52.716
5	1:37.254	+1.660	16:31:29.970
6	1:36.872	+1.278	16:33:06.842
7	1:36.879	+1.285	16:34:43.721
8	1:38.019	+2.425	16:36:21.740
9	1:35.704	+0.110	16:37:57.444
10	1:35.594	-	16:39:33.038
11	1:54.097	+18.503	16:41:27.135
12	1:36.082	+0.488	16:43:03.217

Lap	Lap Tm	Diff	Time of Day
(19) Cory Wong			
1	2:12.129	+37.905	16:24:53.852
2	1:44.347	+10.123	16:26:38.199
3	1:39.499	+5.275	16:28:17.698
4	1:37.054	+2.830	16:29:54.752
5	1:37.587	+3.363	16:31:32.339
6	1:36.262	+2.038	16:33:08.601
7	1:36.834	+2.610	16:34:45.435
8	1:39.148	+4.924	16:36:24.583
9	1:34.224	-	16:37:58.807
10	1:35.084	+0.860	16:39:33.891
11	1:54.225	+20.001	16:41:28.116
12	1:36.102	+1.878	16:43:04.218

Lap	Lap Tm	Diff	Time of Day
(23) Dennis Hilton			
1	2:09.353	+31.313	16:24:54.351
2	1:44.469	+6.429	16:26:38.820
3	1:40.004	+1.964	16:28:18.824
4	1:39.865	+1.825	16:29:58.689
5	1:38.333	+0.293	16:31:37.022
6	1:41.120	+3.080	16:33:18.142
7	1:39.437	+1.397	16:34:57.579
8	1:38.380	+0.340	16:36:35.959

Lap	Lap Tm	Diff	Time of Day
9	1:38.040	-	16:38:13.999
10	1:40.032	+1.992	16:39:54.031
11	1:42.634	+4.594	16:41:36.665
12	1:38.388	+0.348	16:43:15.053
(4) Derek Smith			
1	2:09.199	+28.970	16:24:55.220
2	1:47.633	+7.404	16:26:42.853
3	1:45.741	+5.512	16:28:28.594
4	1:41.827	+1.598	16:30:10.421
5	1:42.074	+1.845	16:31:52.495
6	1:41.670	+1.441	16:33:34.165
7	1:41.496	+1.267	16:35:15.661
8	1:41.243	+1.014	16:36:56.904
9	1:41.031	+0.802	16:38:37.935
10	1:40.592	+0.363	16:40:18.527
11	1:40.229	-	16:41:58.756
12	1:40.830	+0.601	16:43:39.586

Lap	Lap Tm	Diff	Time of Day
(71) Dave Adams			
1	2:08.144	+25.656	16:24:55.263
2	1:50.274	+7.786	16:26:45.537
3	1:45.901	+3.413	16:28:31.438
4	1:44.922	+2.434	16:30:16.360
5	1:43.766	+1.278	16:32:00.126
6	1:44.026	+1.538	16:33:44.152
7	1:43.619	+1.131	16:35:27.771
8	1:53.725	+11.237	16:37:21.496
9	1:44.757	+2.269	16:39:06.253
10	1:44.429	+1.941	16:40:50.682
11	1:42.488	-	16:42:33.170

Lap	Lap Tm	Diff	Time of Day
(31) Owen Cousins			
1	2:10.479	+26.514	16:24:54.464
2	1:48.433	+4.468	16:26:42.897
3	1:45.396	+1.431	16:28:28.293
4	1:50.837	+6.872	16:30:19.130
5	1:45.638	+1.673	16:32:04.768
6	1:44.380	+0.415	16:33:49.148
7	1:44.964	+0.999	16:35:34.112
8	1:43.965	-	16:37:18.077
9	1:50.515	+6.550	16:39:08.592
10	1:44.476	+0.511	16:40:53.068
11	1:44.064	+0.099	16:42:37.132



**LAST CHANCE WEEKEND
SCCBC
MISSION RACEWAY PARK
OFFICIAL RACE RESULTS**

**Sanction # CACC
Track Length: 2.12 Km.**

October 6 - 7, 2007

CW2

POS	CAR	DRIVER	TOWN	MAKE	COLOUR	LAPS	O/A	CLUB	LICENSE	SPONSOR	FASTLAP
GTL											
1	37	Ryan O'Connor	Vancouver,BC	Honda Civic	Blue	12	4	SCCBC	CACC	BC Children's Hospital Foundation	1:33.853
DNS	62	Chris Field	Surrey,BC	Nissan 510	Blue/White	0	DNS	SCCBC	CACC		----
DNS	433	Lorne Stead	Richmond,BC	Datsun 1200	Brown	0	DNS	WCIRA	ICSC	Southside Nissan, Hemlock Valley Volunteer Fire Dep	----
GTM											
1	72	Graeme Hankey	Coquitlam,BC	Acura Integra	Silver	12	6	SCCBC	CACC	Westmount Motors	1:34.652
2	23	Dennis Hilton	N.Vancouver,BC	Mazda RX7	White/Green	12	9	SCCBC	ICSC	Krangle Automotive, Staff's Automotive	1:38.040
DNS	38	Kevin Lachance	Blacklands,AB	Acura Integra	White/Yellow	0	DNS	ARCA	VMC	Bula Millwright Services/Silverhill Acura	----
DNS	702	Harry Watson	Coquitlam,BC	Mazda Miata	Red	0	DNS	SCCBC	CACC	Specialty Engineering, Metro Testing	----
DNS	703	Max Thompson	Surrey,BC	Merkur XR4Ti	Black	0	DNS	SCCBC	CACC	C-Max Automotive Services	----
DNS	784	Graham Morin	Burnaby,BC	Mazda RX3	White/Blue	0	DNS	SCCBC	CACC	Morin-Co Certified General Accountant, Allan Autotec	----
GTO											
1	39	Bryan Hellevang	Maple Ridge,BC	Firebird	Green	12	1	SCCBC	CACC		1:33.613
2	4	Derek Smith	Langley,BC	Merkur XR8	White	12	10	SCCBC	CACC	Cel-Com, AllWest, Kal-Tire, Edmonds Battery	1:40.229
DNS	05	Steve Paquette	N.Vancouver,BC	Porsche	Red/Black	0	DNS	SCCBC	CACC	MB Euromotors, Fairview Automotive	----
DNS	56	Dave Krulitsky	Kamloops,BC	Dodge Omni GLHTu	Blue	0	DNS	BCMA	CACC		----
DNS	789	Kiwi Bishop	Mt.Lehman,BC	Camaro	Green/Black	0	DNS	SCCBC	CACC	Little Rock Quarries, Midvalley Diesel	----
IP3											
1	792	Robert Johnston	Abbotsford,BC	Honda CRX	Black/Yellow	12	2	SCCBC	CACC		1:33.186
2	13	Tom Davies	N.Vancouver,BC	Honda CRX	Black/Orange	12	3	SCCBC	CACC	Nixon Automotive	1:33.953
3	131	Martin Berryman	Pitt Meadows,BC	Honda CRX Si	White	12	5	SCCBC	CACC	Wane's Custom Woodwork Inc	1:35.382
4	12	Cindy Stevens	Richmond,BC	Honda CRX Si	Blue	12	7	SCCBC	CACC	Stormpower	1:35.594
5	19	Cory Wong	Mission,BC	Honda Civic	Red/White	12	8	SCCBC	CACC		1:34.224
6	31	Owen Cousins	Vancouver,BC	Toyota MR2	Red/Blue	11	12	SCCBC	CACC		1:43.965
DNS	45	Jon Wright	Armstrong,BC	Honda Civic	White	0	DNS	ARCA	ASN/	Noble Tractor & Equipment, Nelson's Glass, Action Pa	----
DNS	90	Keith Robinson	Langley,BC	Honda Civic	Black/Red	0	DNS	SCCBC	CACC	K&G Auto Recycling	----
DNS	126	Shaun Roberts	Kelowna,BC	Honda Civic Si	Red	0	DNS	SCCBC	CACC		----
IP4											
1	71	Dave Adams	Vancouver,BC	Honda Civic	Silver/Yellow	11	11	SCCBC	CACC		1:42.488
DNS	32	Wayne McKinnon	Delta,BC	Honda CRX	Red	0	DNS	SCCBC	CACC	Ladner Chevron, Snap-On, My Children's Inheritance	----

TOTAL IN GROUP= 25

COMMENTS: **Closed Wheel 2 Race 2 - Sunday**



[Handwritten Signature]

STEWARD: _____

October 7, 2007 4:46:28 PM

TIMING & SCORING: _____