


Honda Challenge

Honda Practice

Practice

Mission Raceway Park 2.120 Km

10/06/07 08:30 AM



Lap	Lap Tm	Diff	Time of Day
(73) C.Doodson L.Costantino			
1	1:55.153	+20.377	8:47:07.289
2	1:39.655	+4.879	8:48:46.944
3	1:38.316	+3.540	8:50:25.260
4	1:38.419	+3.643	8:52:03.679
5	1:36.069	+1.293	8:53:39.748
6	1:35.915	+1.139	8:55:15.663
7	1:34.776	-	8:56:50.439
8	1:36.094	+1.318	8:58:26.533
(72) David Stenner			
1	1:50.801	+15.955	8:46:55.208
2	1:37.323	+2.477	8:48:32.531
3	1:36.796	+1.950	8:50:09.327
4	1:34.958	+0.112	8:51:44.285
5	1:34.846	-	8:53:19.131
(792) R.Johnston B.Turic			
1	1:57.852	+21.619	8:46:58.818
2	1:43.600	+7.367	8:48:42.418
3	1:40.193	+3.960	8:50:22.611
4	1:38.998	+2.765	8:52:01.609
5	1:37.565	+1.332	8:53:39.174
6	1:38.587	+2.354	8:55:17.761
7	1:37.813	+1.580	8:56:55.574
8	1:36.233	-	8:58:31.807
(77) Arvid Isaak			
1	1:48.850	+10.783	8:49:14.396
p2	2:36.234	+58.167	8:51:50.630
3	1:45.041	+6.974	8:53:35.671
p4	2:00.888	+22.821	8:55:36.559
5	1:44.006	+5.939	8:57:20.565
6	1:38.067	-	8:58:58.632
(07) Jordan Isaak			
1	1:51.773	+13.395	8:47:20.671
2	1:43.215	+4.837	8:49:03.886
3	1:45.956	+7.578	8:50:49.842
4	1:39.240	+0.862	8:52:29.082
5	1:38.378	-	8:54:07.460
(37) J.Cartwright R.O'Connor			
1	1:51.802	+13.317	8:46:50.478
2	1:40.196	+1.711	8:48:30.674
3	1:40.048	+1.563	8:50:10.722
4	2:00.376	+21.891	8:52:11.098
5	1:40.218	+1.733	8:53:51.316
6	1:42.203	+3.718	8:55:33.519
7	1:41.494	+3.009	8:57:15.013
8	1:38.485	-	8:58:53.498
(768) Carlos Tesler-Mabe			
1	1:57.981	+19.195	8:47:17.495
2	1:45.654	+6.868	8:49:03.149
3	1:42.438	+3.652	8:50:45.587
4	1:40.605	+1.819	8:52:26.192
5	1:38.786	-	8:54:04.978
(131) Martin Berryman			

Lap	Lap Tm	Diff	Time of Day
1	1:50.782	+11.670	8:47:00.533
2	1:44.542	+5.430	8:48:45.075
3	1:39.112	-	8:50:24.187
(38) Rick Chandler			
1	1:51.566	+11.017	8:46:58.579
2	1:40.549	-	8:48:39.128
3	1:41.969	+1.420	8:50:21.097
(45) Jon Wright			
1	1:54.208	+12.358	8:52:34.214
2	1:43.376	+1.526	8:54:17.590
3	1:44.006	+2.156	8:56:01.596
4	1:42.345	+0.495	8:57:43.941
5	1:41.850	-	8:59:25.791
(06) JP Skinner P.Weedon			
1	1:42.593	-	8:59:01.274
(19) C.Wong K.Wong			
1	1:58.441	+14.326	8:48:26.411
2	1:48.135	+4.020	8:50:14.546
3	1:44.115	-	8:51:58.661
4	1:46.231	+2.116	8:53:44.892
5	1:44.830	+0.715	8:55:29.722
(68) John Chu			
1	1:53.234	+4.201	8:47:18.379
2	1:49.033	-	8:49:07.412
(32) Wayne McKinnon			
1	2:02.513	+13.445	8:55:39.359
2	1:51.538	+2.470	8:57:30.897
3	1:49.068	-	8:59:19.965
(13) Tom Davies			
1	1:53.694	-	8:47:09.515
2	2:00.586	+6.892	8:49:10.101



Honda Challenge

Honda Qualify

Qualify

Mission Raceway Park 2.120 Km

06/10/2007 12:15 PM



Lap	Lap Tm	Diff	Time of Day
(38) Rick Chandler			
1	1:45.162	+13.660	12:27:10.422
2	1:37.659	+6.157	12:28:48.081
3	1:33.677	+2.175	12:30:21.758
4	1:32.082	+0.580	12:31:53.840
p5	5:03.687	+3:32.185	12:36:57.527
6	1:41.997	+10.495	12:38:39.524
7	1:34.998	+3.496	12:40:14.522
8	1:31.502	-	12:41:46.024
9	1:33.605	+2.103	12:43:19.629

Lap	Lap Tm	Diff	Time of Day
(73) C.Doodson L.Costantino			
1	1:48.311	+16.055	12:27:05.744
2	1:36.899	+4.643	12:28:42.643
3	1:34.115	+1.859	12:30:16.758
4	1:33.311	+1.055	12:31:50.069
p5	5:04.046	+3:31.790	12:36:54.115
6	1:44.420	+12.164	12:38:38.535
7	1:34.732	+2.476	12:40:13.267
8	1:32.256	-	12:41:45.523
9	1:33.748	+1.492	12:43:19.271

Lap	Lap Tm	Diff	Time of Day
(768) Carlos Tesler-Mabe			
1	1:53.033	+20.035	12:26:53.306
2	1:37.222	+4.224	12:28:30.528
3	1:35.200	+2.202	12:30:05.728
4	1:35.238	+2.240	12:31:40.966
p5	5:09.696	+3:36.698	12:36:50.662
6	1:46.638	+13.640	12:38:37.300
7	1:34.654	+1.656	12:40:11.954
8	1:32.998	-	12:41:44.952
9	1:33.764	+0.766	12:43:18.716

Lap	Lap Tm	Diff	Time of Day
(792) R.Johnston B.Turic			
1	1:47.226	+13.479	12:27:06.230
2	1:37.155	+3.408	12:28:43.385
3	1:34.930	+1.183	12:30:18.315
4	1:34.252	+0.505	12:31:52.567
p5	5:03.200	+3:29.453	12:36:55.767
6	1:43.260	+9.513	12:38:39.027
7	1:35.111	+1.364	12:40:14.138
8	1:34.171	+0.424	12:41:48.309
9	1:33.747	-	12:43:22.056

Lap	Lap Tm	Diff	Time of Day
(06) JP Skinner P.Weedon			
1	1:40.909	+7.104	12:27:11.911
2	1:38.150	+4.345	12:28:50.061
3	1:36.640	+2.835	12:30:26.701
4	1:33.805	-	12:32:00.506
p5	5:03.487	+3:29.682	12:37:03.993
6	1:42.070	+8.265	12:38:46.063
7	1:35.805	+2.000	12:40:21.868
8	1:34.105	+0.300	12:41:55.973
9	1:34.142	+0.337	12:43:30.115

Lap	Lap Tm	Diff	Time of Day
(07) Jordan Isaak			
1	1:50.630	+16.494	12:27:36.416
2	1:38.530	+4.394	12:29:14.946
3	1:37.060	+2.924	12:30:52.006
p4	5:49.512	+4:15.376	12:36:41.518

Lap	Lap Tm	Diff	Time of Day
5	1:41.425	+7.289	12:38:22.943
6	1:35.055	+0.919	12:39:57.998
7	1:34.197	+0.061	12:41:32.195
8	1:34.136	-	12:43:06.331

Lap	Lap Tm	Diff	Time of Day
(13) Tom Davies			
1	1:44.184	+9.302	12:28:01.595
2	1:37.290	+2.408	12:29:38.885
3	1:36.073	+1.191	12:31:14.958
p4	5:33.431	+3:58.549	12:36:48.389
5	1:44.489	+9.607	12:38:32.878
6	1:35.288	+0.406	12:40:08.166
7	1:34.882	-	12:41:43.048
8	1:43.833	+8.951	12:43:26.881

Lap	Lap Tm	Diff	Time of Day
(19) C.Wong K.Wong			
1	1:51.499	+16.269	12:26:56.164
2	1:37.552	+2.322	12:28:33.716
3	1:37.741	+2.511	12:30:11.457
4	1:35.230	-	12:31:46.687
p5	5:21.442	+3:46.212	12:37:08.129
6	1:45.277	+10.047	12:38:53.406
7	1:36.143	+0.913	12:40:29.549
8	1:48.467	+13.237	12:42:18.016

Lap	Lap Tm	Diff	Time of Day
(37) J.Cartwright R.O'Connor			
1	1:51.922	+16.283	12:26:54.469
2	1:37.256	+1.617	12:28:31.725
3	1:36.771	+1.132	12:30:08.496
4	1:35.757	+0.118	12:31:44.253
p5	5:08.024	+3:32.385	12:36:52.277
6	1:45.571	+9.932	12:38:37.848
7	1:39.634	+3.995	12:40:17.482
8	1:35.997	+0.358	12:41:53.479
9	1:35.639	-	12:43:29.118

Lap	Lap Tm	Diff	Time of Day
(77) Arvid Isaak			
1	1:46.326	+10.439	12:27:24.316
2	1:39.244	+3.357	12:29:03.560
3	1:37.533	+1.646	12:30:41.093
4	1:37.346	+1.459	12:32:18.439
p5	4:42.246	+3:06.359	12:37:00.685
6	1:45.872	+9.985	12:38:46.557
7	1:38.748	+2.861	12:40:25.305
8	1:36.934	+1.047	12:42:02.239
9	1:35.887	-	12:43:38.126

Lap	Lap Tm	Diff	Time of Day
(45) Jon Wright			
1	1:51.573	+13.733	12:27:05.595
2	1:42.573	+4.733	12:28:48.168
3	1:40.203	+2.363	12:30:28.371
4	1:39.593	+1.753	12:32:07.964
p5	4:51.181	+3:13.341	12:36:59.145
6	1:45.228	+7.388	12:38:44.373
7	1:40.423	+2.583	12:40:24.796
8	1:39.560	+1.720	12:42:04.356
9	1:37.840	-	12:43:42.196

Lap	Lap Tm	Diff	Time of Day
(68) John Chu			
1	1:49.569	+8.697	12:27:00.658
2	1:56.994	+16.122	12:28:57.652

Lap	Lap Tm	Diff	Time of Day
3	1:41.413	+0.541	12:30:39.065
4	1:40.872	-	12:32:19.937
p5	4:42.386	+3:01.514	12:37:02.323
6	1:46.642	+5.770	12:38:48.965
7	1:41.221	+0.349	12:40:30.186
8	1:41.489	+0.617	12:42:11.675
9	1:44.713	+3.841	12:43:56.388

Lap	Lap Tm	Diff	Time of Day
(90) K.Robinson J.Campbell			
1	1:50.895	+9.652	12:27:14.097
2	1:43.155	+1.912	12:28:57.252
3	1:43.966	+2.723	12:30:41.218
4	1:41.243	-	12:32:22.461

Lap	Lap Tm	Diff	Time of Day
(29) Peter Skinner			
1	1:52.847	+9.688	12:27:33.755
2	1:46.062	+2.903	12:29:19.817
3	1:43.159	-	12:31:02.976

Lap	Lap Tm	Diff	Time of Day
(71) Dave Adams			
1	1:54.966	+10.150	12:27:01.350
2	2:06.624	+21.808	12:29:07.974
3	1:44.816	-	12:30:52.790
p4	5:52.097	+4:07.281	12:36:44.887
5	1:52.697	+7.881	12:38:37.584
6	1:47.574	+2.758	12:40:25.158
7	1:44.977	+0.161	12:42:10.135
8	1:46.743	+1.927	12:43:56.878

Lap	Lap Tm	Diff	Time of Day
(32) Wayne McKinnon			
1	1:55.983	+10.948	12:27:04.783
2	2:17.046	+32.011	12:29:21.829
3	1:46.005	+0.970	12:31:07.834
p4	5:38.471	+3:53.436	12:36:46.305
5	1:50.800	+5.765	12:38:37.105
6	1:46.088	+1.053	12:40:23.193
7	1:45.035	-	12:42:08.228
8	1:54.970	+9.935	12:44:03.198

Lap	Lap Tm	Diff	Time of Day
(126) S.Roberts L.Soman			
1	1:51.776	+6.632	12:27:07.449
2	1:45.144	-	12:28:52.593
3	1:54.905	+9.761	12:30:47.498

Lap	Lap Tm	Diff	Time of Day
(12) WC Storms			
1	1:52.485	+18.934	12:26:50.964
2	1:36.291	+2.740	12:28:27.255
3	1:34.909	+1.358	12:30:02.164
4	1:34.273	+0.722	12:31:36.437
p5	6:16.070	+4:42.519	12:37:52.507
6	1:39.982	+6.431	12:39:32.489
7	1:33.999	+0.448	12:41:06.488
8	1:34.226	+0.675	12:42:40.714
9	1:33.551	-	12:44:14.265



**LAST CHANCE WEEKEND
SCCBC**

**Sanction # CACC
Track Length: 2.12 Km.**

**MISSION RACEWAY PARK
OFFICIAL QUALIFYING RESULTS**

October 6 - 7, 2007

HONDA

POS	CAR	DRIVER	TOWN	MAKE	COLOUR	CLASS	CLUB	LICENSE	SPONSOR	2nd Best Tim	Best Time
1	38	Rick Chandler	Calgary,AB	Acura Integra	White/Yellow	H1	WCMA	WCMA	Silverhill Acura, Southwest Terminals, Bula Millwright	1:32.082	1:31.502
2	73	C.Doodson L.Costantino	Port Coq/Coq,BC	Honda Civic	Blue/Orange	H1	SCCBC	SCCA/	KALTIRE, Simpson Strong-tie	1:33.311	1:32.256
3	768	Carlos Tesler-Mabe	Vancouver,BC	Acura Integra	White/Yellow	H1	SCCA	SCCA		1:33.764	1:32.998
4	792	R.Johnston B.Turic	Abby/Vanc,BC	Honda CRX	Black/Yellow	H2	SCCBC	CACC		1:34.171	1:33.747
5	06	JP Skinner P.Weedon	Aldergrove/PG,B	Honda CRX	Silver/Blue	H1	SCCBC	CACC/I	The AD Works, K&G Auto, JPS Performance, Ace Alderg	1:34.105	1:33.805
6	07	Jordan Isaak	Abbotsford,BC	Honda CRX Si	Black	H2	SCCBC	CACC	A&L Auto Sales, Curtis Custom Wheels	1:34.197	1:34.136
7	13	Tom Davies	N.Vancouver,BC	Honda CRX	Black/Orange	H2	SCCBC	CACC	Nixon Automotive	1:35.288	1:34.882
8	19	C.Wong K.Wong	Mission,BC	Honda Civic	Red/White	H2	SCCBC	CACC		1:36.143	1:35.230
9	37	J.Cartwright R.O'Connor	New West/Vanc,B	Honda Civic	Blue	H1	SCCBC	CACC	False Creek Management, BC Children's Hospital Found	1:35.757	1:35.639
10	77	Arvid Isaak	Abbotsford,BC	Honda CRX	Black	H2	SCCBC	CACC	A&L Auto Sales Ltd., Mountain West Holdings Inc.	1:36.934	1:35.887
11	45	Jon Wright	Armstrong,BC	Honda Civic	White	H2	ARCA	ASN/FI	Noble Tractor & Equipment, Nelson's Glass, Action Part	1:39.560	1:37.840
12	68	John Chu	Vancouver,BC	Honda Civic	Black	H1	SCCBC	CACC	DC Motorworks	1:41.221	1:40.872
13	90	K.Robinson J.Campbell	Langley,BC	Honda Civic	Black/Red	H2	SCCBC	CACC	K&G Auto Recycling	1:43.155	1:41.243
14	29	Peter Skinner	Abbotsford,BC	Honda Civic	Green	H2	SCCBC	CACC	Driving Unlimited	1:46.062	1:43.159
15	71	Dave Adams	Vancouver,BC	Honda Civic	Silver/Yellow	H3	SCCBC	CACC		1:44.977	1:44.816
16	32	Wayne McKinnon	Delta,BC	Honda CRX	Red	H3	SCCBC	CACC	Ladner Chevron, Snap-On, My Children's Inheritance	1:46.005	1:45.035
17	126	S.Roberts L.Soman	Kelowna/Garibal	Honda Civic Si	Red	H2	SCCBC	CACC		1:51.776	1:45.144
18	72	David Stenner	Port Coquitlam,B	Acura GSR	Silver	H1	SCCBC	CACC	Westmount Motors, Gord Rons Autometal	---	---
19	131	Martin Berryman	Pitt Meadows,BC	Honda CRX Si	White	H2	SCCBC	CACC	Wane's Custom Woodwork Inc	---	---
20	12	WC Storms	Maple Ridge,BC	Honda CRX-Si	Blue	H2	SCCBC	CACC		1:33.999	1:33.551

COMMENTS: **Honda Qualifying
Car #12 - DQ - Work performed on car during Black flag**

STEWARD: _____

06/10/2007 12:47:47 PM

TIMING & SCORING: _____

Last Chance Weekend


Honda Challenge

Honda Race

Race

Mission Raceway Park 2.120 Km

06/10/2007 04:52 PM



Lap	Lap Tm	Diff	Time of Day
(73) C.Doodson L.Costantino			
1	1:35.022	+7.275	17:19:18.364
2	2:06.396	+38.649	17:21:24.760
3	1:31.164	+3.417	17:22:55.924
4	1:30.858	+3.111	17:24:26.782
5	1:30.246	+2.499	17:25:57.028
6	1:29.411	+1.664	17:27:26.439
7	1:27.747	-	17:28:54.186
8	1:28.305	+0.558	17:30:22.491
9	1:27.937	+0.190	17:31:50.428
p10	2:42.492	+1.14745	17:34:32.920
11	1:33.394	+5.647	17:36:06.314
12	1:29.274	+1.527	17:37:35.588
13	1:28.213	+0.466	17:39:03.801
14	1:28.623	+0.876	17:40:32.424
15	1:29.106	+1.359	17:42:01.530
16	1:32.005	+4.258	17:43:33.535
17	1:29.762	+2.015	17:45:03.297
18	1:30.483	+2.736	17:46:33.780
19	1:30.027	+2.280	17:48:03.807
20	1:30.996	+3.249	17:49:34.803
21	1:30.896	+3.149	17:51:05.699
22	1:30.505	+2.758	17:52:36.204
23	1:30.661	+2.914	17:54:06.865
24	1:30.724	+2.977	17:55:37.589
25	1:31.165	+3.418	17:57:08.754
26	1:30.780	+3.033	17:58:39.534
27	1:33.258	+5.511	18:00:12.792
28	1:31.898	+4.151	18:01:44.690
29	1:32.257	+4.510	18:03:16.947

Lap	Lap Tm	Diff	Time of Day
(38) Rick Chandler			
1	1:52.117	+25.351	17:19:35.230
2	2:01.854	+35.088	17:21:37.084
3	1:31.488	+4.722	17:23:08.572
4	1:29.878	+3.112	17:24:38.450
5	1:27.639	+0.873	17:26:06.089
6	1:29.450	+2.684	17:27:35.539
7	1:28.841	+2.075	17:29:04.380
8	1:28.087	+1.321	17:30:32.467
9	1:26.766	-	17:31:59.233
10	1:27.492	+0.726	17:33:26.725
11	1:28.438	+1.672	17:34:55.163
12	1:27.748	+0.982	17:36:22.911
13	1:28.687	+1.921	17:37:51.598
14	1:28.395	+1.629	17:39:19.993
15	1:29.457	+2.691	17:40:49.450
p16	2:46.049	+1:19.283	17:43:35.499
17	1:35.146	+8.380	17:45:10.645
18	1:30.839	+4.073	17:46:41.484
19	1:31.526	+4.760	17:48:13.010
20	1:31.147	+4.381	17:49:44.157
21	1:32.381	+5.615	17:51:16.538
22	1:33.276	+6.510	17:52:49.814
23	1:32.615	+5.849	17:54:22.429
24	1:35.023	+8.257	17:55:57.452
25	1:33.648	+6.882	17:57:31.100
26	1:34.716	+7.950	17:59:05.816
27	1:33.540	+6.774	18:00:39.356
28	1:33.365	+6.599	18:02:12.721

Lap	Lap Tm	Diff	Time of Day
29	1:36.041	+9.275	18:03:48.762
(768) Carlos Tesler-Mabe			
1	1:36.484	+8.663	17:19:20.030
2	2:05.398	+37.577	17:21:25.428
3	1:30.880	+3.059	17:22:56.308
4	1:29.800	+1.979	17:24:26.108
5	1:28.783	+0.962	17:25:54.891
6	1:29.340	+1.519	17:27:24.231
7	1:28.653	+0.832	17:28:52.884
8	1:28.620	+0.799	17:30:21.504
9	1:27.981	+0.160	17:31:49.485
10	1:27.975	+0.154	17:33:17.460
11	1:27.821	-	17:34:45.281
12	1:28.295	+0.474	17:36:13.576
13	1:28.918	+1.097	17:37:42.494
14	1:29.262	+1.441	17:39:11.756
15	1:30.126	+2.305	17:40:41.882
16	1:29.913	+2.092	17:42:11.795
17	1:31.679	+3.858	17:43:43.474
p18	2:49.823	+1:22.002	17:46:33.297
19	1:37.684	+9.863	17:48:10.981
20	1:32.450	+4.629	17:49:43.431
21	1:36.172	+8.351	17:51:19.603
22	1:35.219	+7.398	17:52:54.822
23	1:35.787	+7.966	17:54:30.609
24	1:34.519	+6.698	17:56:05.128
25	1:34.621	+6.800	17:57:39.749
26	1:34.632	+6.811	17:59:14.381
27	1:35.184	+7.363	18:00:49.565
28	1:36.934	+9.113	18:02:26.499
29	1:38.577	+10.756	18:04:05.076

Lap	Lap Tm	Diff	Time of Day
(06) JP Skinner P.Weedon			
1	1:37.290	+10.957	17:19:21.099
2	2:05.025	+38.692	17:21:26.124
3	1:31.325	+4.992	17:22:57.449
4	1:30.494	+4.161	17:24:27.943
5	1:29.413	+3.080	17:25:57.356
6	1:31.157	+4.824	17:27:28.513
7	1:27.209	+0.876	17:28:55.722
8	1:29.722	+3.389	17:30:25.444
9	1:26.544	+0.211	17:31:51.988
10	1:27.181	+0.848	17:33:19.169
11	1:26.333	-	17:34:45.502
12	1:28.244	+1.911	17:36:13.746
13	1:27.078	+0.745	17:37:40.824
14	1:28.201	+1.868	17:39:09.025
15	1:28.473	+2.140	17:40:37.498
16	1:31.398	+5.065	17:42:08.896
17	1:31.654	+5.321	17:43:40.550
18	1:31.829	+5.496	17:45:12.379
19	1:31.387	+5.054	17:46:43.766
p20	2:46.924	+1:20.591	17:49:30.690
21	1:37.230	+10.897	17:51:07.920
22	1:33.568	+7.235	17:52:41.488
23	1:39.544	+13.211	17:54:21.032
24	1:37.944	+11.611	17:55:58.976
25	1:33.917	+7.584	17:57:32.893
26	1:37.495	+11.162	17:59:10.388
27	1:44.250	+17.917	18:00:54.638

Lap	Lap Tm	Diff	Time of Day
28	1:36.726	+10.393	18:02:31.364
29	1:37.097	+10.764	18:04:08.461
(12) WC Storms			
1	1:42.888	+15.343	17:19:31.254
2	2:02.206	+34.661	17:21:33.460
3	1:35.181	+7.636	17:23:08.641
4	1:33.451	+5.906	17:24:42.092
5	1:30.004	+2.459	17:26:12.096
6	1:30.694	+3.149	17:27:42.790
7	1:28.955	+1.410	17:29:11.745
8	1:28.644	+1.099	17:30:40.389
9	1:27.750	+0.205	17:32:08.139
10	1:27.545	-	17:33:35.684
11	1:28.287	+0.742	17:35:03.971
12	1:28.879	+1.334	17:36:32.850
13	1:29.348	+1.803	17:38:02.198
14	1:30.551	+3.006	17:39:32.749
15	1:30.674	+3.129	17:41:03.423
16	1:31.465	+3.920	17:42:34.888
17	1:31.616	+4.071	17:44:06.504
18	1:32.582	+5.037	17:45:39.086
19	1:33.111	+5.566	17:47:12.197
20	1:32.771	+5.226	17:48:44.968
21	1:33.653	+6.108	17:50:18.621
22	1:34.164	+6.619	17:51:52.785
23	1:33.652	+6.107	17:53:26.437
p24	2:43.444	+1:15.899	17:56:09.881
25	1:38.022	+10.477	17:57:47.903
26	1:34.619	+7.074	17:59:22.522
27	1:35.343	+7.798	18:00:57.865
28	1:35.354	+7.809	18:02:33.219
29	1:35.635	+8.090	18:04:08.854

Lap	Lap Tm	Diff	Time of Day
(13) Tom Davies			
1	1:39.444	+10.435	17:19:23.705
2	2:03.818	+34.809	17:21:27.523
3	1:32.889	+3.880	17:23:00.412
4	1:31.568	+2.559	17:24:31.980
5	1:30.286	+1.277	17:26:02.266
6	1:30.257	+1.248	17:27:32.523
7	1:30.069	+1.060	17:29:02.592
8	1:29.822	+0.813	17:30:32.414
9	1:29.810	+0.801	17:32:02.224
10	1:29.009	-	17:33:31.233
11	1:29.405	+0.396	17:35:00.638
12	1:30.755	+1.746	17:36:31.393
13	1:29.467	+0.458	17:38:00.860
14	1:29.829	+0.820	17:39:30.689
15	1:29.949	+0.940	17:41:00.638
16	1:30.769	+1.760	17:42:31.407
17	1:30.894	+1.885	17:44:02.301
18	1:33.958	+4.949	17:45:36.259
19	1:32.376	+3.367	17:47:08.635
20	1:32.563	+3.554	17:48:41.198
p21	2:47.002	+1:17.993	17:51:28.200
22	1:39.059	+10.050	17:53:07.259
23	1:35.440	+6.431	17:54:42.699
24	1:36.210	+7.201	17:56:18.909
25	1:35.186	+6.177	17:57:54.095
26	1:35.112	+6.103	17:59:29.207

Printed: 06/10/2007 06:05:21 PM

Licensed to: Sports Car Club of British Columbia

Chief of Timing & Scoring

Race Director



Orbits 2

www.amb-it.com

www.mylaps.com

Honda Challenge

Honda Race

Race

Mission Raceway Park 2.120 Km

06/10/2007 04:52 PM



Lap	Lap Tm	Diff	Time of Day
27	1:35.264	+6.255	18:01:04.471
28	1:34.962	+5.953	18:02:39.433
29	1:36.290	+7.281	18:04:15.723

(792) R.Johnston B.Turic

1	1:37.085	+8.947	17:19:20.661
2	2:05.345	+37.207	17:21:26.006
3	1:30.884	+2.746	17:22:56.890
4	1:30.033	+1.895	17:24:26.923
5	1:28.725	+0.587	17:25:55.648
6	1:31.262	+3.124	17:27:26.910
7	1:28.532	+0.394	17:28:55.442
8	1:30.710	+2.572	17:30:26.152
9	1:28.758	+0.620	17:31:54.910
10	1:28.138	-	17:33:23.048
11	1:28.505	+0.367	17:34:51.553
12	1:29.329	+1.191	17:36:20.882
13	1:29.956	+1.818	17:37:50.838
14	1:31.325	+3.187	17:39:22.163
p15	2:54.489	+1:26.351	17:42:16.652
16	1:38.746	+10.608	17:43:55.398
17	1:33.968	+5.830	17:45:29.366
18	1:32.692	+4.554	17:47:02.058
19	1:33.022	+4.884	17:48:35.080
20	1:33.502	+5.364	17:50:08.582
21	1:33.669	+5.531	17:51:42.251
22	1:34.552	+6.414	17:53:16.803
23	1:33.665	+5.527	17:54:50.468
24	1:35.539	+7.401	17:56:26.007
25	1:34.414	+6.276	17:58:00.421
26	1:34.160	+6.022	17:59:34.581
27	1:35.385	+7.247	18:01:09.966
28	1:36.083	+7.945	18:02:46.049
29	1:38.432	+10.294	18:04:24.481

(131) Martin Berryman

1	1:42.542	+14.400	17:19:30.332
2	2:02.495	+34.353	17:21:32.827
3	1:33.873	+5.731	17:23:06.700
4	1:31.755	+3.613	17:24:38.455
5	1:30.303	+2.161	17:26:08.758
6	1:30.042	+1.900	17:27:38.800
7	1:30.676	+2.534	17:29:09.476
8	1:28.809	+0.667	17:30:38.285
9	1:28.725	+0.583	17:32:07.010
10	1:28.504	+0.362	17:33:35.514
11	1:28.142	-	17:35:03.656
12	1:28.855	+0.713	17:36:32.511
13	1:29.359	+1.217	17:38:01.870
14	1:30.532	+2.390	17:39:32.402
15	1:31.045	+2.903	17:41:03.447
16	1:32.634	+4.492	17:42:36.081
p17	2:55.775	+1:27.633	17:45:31.856
18	1:38.418	+10.276	17:47:10.274
19	1:33.982	+5.840	17:48:44.256
20	1:34.002	+5.860	17:50:18.258
21	1:34.413	+6.271	17:51:52.671
22	1:36.058	+7.916	17:53:28.729
23	1:35.696	+7.554	17:55:04.425
24	1:36.782	+8.640	17:56:41.207
25	1:36.926	+8.784	17:58:18.133

Lap	Lap Tm	Diff	Time of Day
26	1:36.313	+8.171	17:59:54.446
27	1:36.902	+8.760	18:01:31.348
28	1:36.733	+8.591	18:03:08.081
29	1:37.515	+9.373	18:04:45.596

(07) Jordan Isaak

1	1:40.403	+11.981	17:19:24.480
2	2:03.566	+35.144	17:21:28.046
3	1:32.693	+4.271	17:23:00.739
4	1:31.952	+3.530	17:24:32.691
5	1:30.871	+2.449	17:26:03.562
6	1:29.926	+1.504	17:27:33.488
7	1:31.649	+3.227	17:29:05.137
8	1:29.104	+0.682	17:30:34.241
9	1:28.422	-	17:32:02.663
10	1:29.250	+0.828	17:33:31.913
11	1:29.005	+0.583	17:35:00.918
p12	2:50.279	+1:21.857	17:37:51.197
13	1:34.053	+5.631	17:39:25.250
14	1:30.169	+1.747	17:40:55.419
15	1:46.882	+18.460	17:42:42.301
16	1:32.233	+3.811	17:44:14.534
17	1:32.254	+3.832	17:45:46.788
18	1:33.918	+5.496	17:47:20.706
19	1:33.374	+4.952	17:48:54.080
20	1:37.858	+9.436	17:50:31.938
21	1:34.763	+6.341	17:52:06.701
22	1:35.515	+7.093	17:53:42.216
23	1:34.533	+6.111	17:55:16.749
24	1:34.646	+6.224	17:56:51.395
25	1:35.382	+6.960	17:58:26.777
26	1:34.574	+6.152	18:00:01.351
27	1:36.798	+8.376	18:01:38.149
28	1:34.878	+6.456	18:03:13.027
29	1:35.625	+7.203	18:04:48.652

(37) J.Cartwright R.O'Connor

1	1:38.612	+9.990	17:19:23.195
2	2:03.499	+34.877	17:21:26.694
3	1:32.276	+3.654	17:22:58.970
4	1:31.078	+2.456	17:24:30.048
5	1:30.257	+1.635	17:26:00.305
6	1:30.708	+2.086	17:27:31.013
7	1:30.049	+1.427	17:29:01.062
8	1:29.129	+0.507	17:30:30.191
9	1:28.622	-	17:31:58.813
10	1:28.819	+0.197	17:33:27.632
11	1:29.297	+0.675	17:34:56.929
12	1:29.361	+0.739	17:36:26.290
13	1:30.464	+1.842	17:37:56.754
14	1:30.829	+2.207	17:39:27.583
p15	3:13.175	+1:44.553	17:42:40.758
16	1:38.839	+10.217	17:44:19.597
17	1:35.015	+6.393	17:45:54.612
18	1:34.565	+5.943	17:47:29.177
19	1:35.373	+6.751	17:49:04.550
20	1:35.809	+7.187	17:50:40.359
21	1:34.628	+6.006	17:52:14.987
22	1:35.259	+6.637	17:53:50.246
23	1:34.749	+6.127	17:55:24.995
24	1:34.348	+5.726	17:56:59.343

Lap	Lap Tm	Diff	Time of Day
25	1:34.744	+6.122	17:58:34.087
26	1:36.578	+7.956	18:00:10.665
27	1:36.643	+8.021	18:01:47.308
28	1:35.769	+7.147	18:03:23.077

(72) David Stenner

1	1:41.307	+12.336	17:19:29.112
2	2:01.605	+32.634	17:21:30.717
3	1:31.730	+2.759	17:23:02.447
4	1:31.524	+2.553	17:24:33.971
5	1:28.971	-	17:26:02.942
p6	3:11.240	+1:42.269	17:29:14.182
7	1:37.517	+8.546	17:30:51.699
8	1:29.951	+0.980	17:32:21.650
9	1:29.590	+0.619	17:33:51.240
10	1:29.088	+0.117	17:35:20.328
11	1:29.372	+0.401	17:36:49.700
12	1:29.779	+0.808	17:38:19.479
13	1:30.883	+1.912	17:39:50.362
14	1:30.881	+1.910	17:41:21.243
15	1:32.559	+3.588	17:42:53.802
16	1:35.674	+6.703	17:44:29.476
17	1:34.145	+5.174	17:46:03.621
18	1:33.732	+4.761	17:47:37.353
19	1:34.366	+5.395	17:49:11.719
20	1:33.252	+4.281	17:50:44.971
21	1:33.818	+4.847	17:52:18.789
22	1:34.799	+5.828	17:53:53.588
23	1:34.648	+5.677	17:55:28.236
24	1:34.379	+5.408	17:57:02.615
25	1:34.411	+5.440	17:58:37.026
26	1:36.707	+7.736	18:00:13.733
27	1:35.547	+6.576	18:01:49.280
28	1:36.521	+7.550	18:03:25.801

(29) Peter Skinner

1	1:46.867	+16.742	17:19:36.614
p2	3:18.149	+1:48.024	17:22:54.763
3	1:41.797	+11.672	17:24:36.560
4	1:34.409	+4.284	17:26:10.969
5	1:32.986	+2.861	17:27:43.955
6	1:31.324	+1.199	17:29:15.279
7	1:31.119	+0.994	17:30:46.398
8	1:31.408	+1.283	17:32:17.806
9	1:30.125	-	17:33:47.931
10	1:30.143	+0.018	17:35:18.074
11	1:30.378	+0.253	17:36:48.452
12	1:30.676	+0.551	17:38:19.128
13	1:32.946	+2.821	17:39:52.074
14	1:32.345	+2.220	17:41:24.419
15	1:34.430	+4.305	17:42:58.849
16	1:35.399	+5.274	17:44:34.248
17	1:34.886	+4.761	17:46:09.134
18	1:34.944	+4.819	17:47:44.078
19	1:35.296	+5.171	17:49:19.374
20	1:34.918	+4.793	17:50:54.292
21	1:36.357	+6.232	17:52:30.649
22	1:36.200	+6.075	17:54:06.849
23	1:37.183	+7.058	17:55:44.032
24	1:37.426	+7.301	17:57:21.458
25	1:37.393	+7.268	17:58:58.851




Honda Challenge

Honda Race

Race

Mission Raceway Park 2.120 Km

06/10/2007 04:52 PM



Lap	Lap Tm	Diff	Time of Day
26	1:36.897	+6.772	18:00:35.748
27	1:37.160	+7.035	18:02:12.908
28	1:39.141	+9.016	18:03:52.049

(77) Arvid Isaak

Lap	Lap Tm	Diff	Time of Day
1	1:52.882	+23.447	17:19:38.359
2	2:03.530	+34.095	17:21:41.889
3	1:33.114	+3.679	17:23:15.003
4	1:32.813	+3.378	17:24:47.816
5	1:31.511	+2.076	17:26:19.327
6	1:32.300	+2.865	17:27:51.627
7	1:33.598	+4.163	17:29:25.225
8	1:32.961	+3.526	17:30:58.186
9	1:31.506	+2.071	17:32:29.692
10	1:29.987	+0.552	17:33:59.679
11	1:29.836	+0.401	17:35:29.515
12	1:29.435	-	17:36:58.950
13	1:30.974	+1.539	17:38:29.924
14	1:31.411	+1.976	17:40:01.335
15	1:31.737	+2.302	17:41:33.072
16	1:34.740	+5.305	17:43:07.812
17	1:33.472	+4.037	17:44:41.284
18	1:43.102	+13.667	17:46:24.386
p19	2:52.507	+1:23.072	17:49:16.893
20	1:41.415	+11.980	17:50:58.308
21	1:37.365	+7.930	17:52:35.673
22	1:37.562	+8.127	17:54:13.235
23	1:37.130	+7.695	17:55:50.365
24	1:39.184	+9.749	17:57:29.549
25	1:38.885	+9.450	17:59:08.434
26	1:38.217	+8.782	18:00:46.651
27	1:38.268	+8.833	18:02:24.919
28	1:39.545	+10.110	18:04:04.464

(90) K.Robinson

Lap	Lap Tm	Diff	Time of Day
1	1:41.375	+9.767	17:19:27.285
2	2:02.366	+30.758	17:21:29.651
3	1:35.524	+3.916	17:23:05.175
4	1:33.445	+1.837	17:24:38.620
5	1:33.497	+1.889	17:26:12.117
6	1:32.854	+1.246	17:27:44.971
7	1:31.829	+0.221	17:29:16.800
8	1:33.017	+1.409	17:30:49.817
9	1:31.608	-	17:32:21.425
10	1:36.096	+4.488	17:33:57.521
11	1:31.693	+0.085	17:35:29.214
12	1:32.346	+0.738	17:37:01.560
13	1:33.084	+1.476	17:38:34.644
14	1:33.279	+1.671	17:40:07.923
15	1:34.751	+3.143	17:41:42.674
16	1:36.311	+4.703	17:43:18.985
17	1:36.399	+4.791	17:44:55.384
18	1:37.171	+5.563	17:46:32.555
19	1:37.385	+5.777	17:48:09.940
20	1:38.861	+7.253	17:49:48.801
21	1:38.613	+7.005	17:51:27.414
22	1:38.255	+6.647	17:53:05.669
23	1:38.370	+6.762	17:54:44.039
24	1:43.179	+11.571	17:56:27.218
25	1:38.484	+6.876	17:58:05.702
p26	2:56.310	+1:24.702	18:01:02.012

Lap	Lap Tm	Diff	Time of Day
27	1:43.058	+11.450	18:02:45.070
28	1:38.654	+7.046	18:04:23.724

(19) C.Wong K.Wong

Lap	Lap Tm	Diff	Time of Day
1	1:48.914	+17.115	17:19:34.150
2	2:02.531	+30.732	17:21:36.681
3	1:37.796	+5.997	17:23:14.477
4	1:36.837	+5.038	17:24:51.314
5	1:36.251	+4.452	17:26:27.565
6	1:37.703	+5.904	17:28:05.268
7	1:35.195	+3.396	17:29:40.463
8	1:35.722	+3.923	17:31:16.185
9	1:35.040	+3.241	17:32:51.225
p10	2:56.616	+1:24.817	17:35:47.841
11	1:37.298	+5.499	17:37:25.139
12	1:31.799	-	17:38:56.938
13	1:31.958	+0.159	17:40:28.896
14	1:32.411	+0.612	17:42:01.307
15	1:34.596	+2.797	17:43:35.903
16	1:34.034	+2.235	17:45:09.937
17	1:36.466	+4.667	17:46:46.403
18	1:34.342	+2.543	17:48:20.745
19	1:36.385	+4.586	17:49:57.130
20	1:34.396	+2.597	17:51:31.526
21	1:36.898	+5.099	17:53:08.424
22	1:35.848	+4.049	17:54:44.272
23	1:35.674	+3.875	17:56:19.946
24	1:36.651	+4.852	17:57:56.597
25	1:35.106	+3.307	17:59:31.703
26	1:35.952	+4.153	18:01:07.655
27	1:37.926	+6.127	18:02:45.581
28	1:38.354	+6.555	18:04:23.935

(68) John Chu

Lap	Lap Tm	Diff	Time of Day
1	1:41.789	+10.056	17:19:27.832
2	2:02.095	+30.362	17:21:29.927
3	1:35.934	+4.201	17:23:05.861
4	1:36.543	+4.810	17:24:42.404
5	1:34.273	+2.540	17:26:16.677
6	1:32.894	+1.161	17:27:49.571
p7	3:03.719	+1:31.986	17:30:53.290
8	1:38.067	+6.334	17:32:31.357
9	1:31.733	-	17:34:03.090
10	1:31.979	+0.246	17:35:35.069
11	1:32.286	+0.553	17:37:07.355
12	1:33.135	+1.402	17:38:40.490
13	1:33.609	+1.876	17:40:14.099
14	1:34.682	+2.949	17:41:48.781
15	1:36.516	+4.783	17:43:25.297
16	1:36.788	+5.055	17:45:02.085
17	1:37.907	+6.174	17:46:39.992
18	1:37.668	+5.935	17:48:17.660
19	1:40.118	+8.385	17:49:57.778
20	1:40.022	+8.289	17:51:37.800
21	1:40.399	+8.666	17:53:18.199
22	1:41.389	+9.656	17:54:59.588
23	1:38.863	+7.130	17:56:38.451
24	1:38.932	+7.199	17:58:17.383
25	1:39.614	+7.881	17:59:56.997
26	1:42.980	+11.247	18:01:39.977
27	1:41.565	+9.832	18:03:21.542

(45) Jon Wright

Lap	Lap Tm	Diff	Time of Day
1	1:39.491	+9.434	17:19:24.798
2	2:04.256	+34.199	17:21:29.054
3	1:38.505	+8.448	17:23:07.559
4	1:35.450	+5.393	17:24:43.009
5	1:31.120	+1.063	17:26:14.129
6	1:31.800	+1.743	17:27:45.929
7	1:31.787	+1.730	17:29:17.716
8	1:32.434	+2.377	17:30:50.150
9	1:30.057	-	17:32:20.207
10	1:32.244	+2.187	17:33:52.451
11	1:31.662	+1.605	17:35:24.113
12	1:33.000	+2.943	17:36:57.113
p13	2:54.535	+1:24.478	17:39:51.648
14	1:40.463	+10.406	17:41:32.111
15	1:36.635	+6.578	17:43:08.746
16	1:36.036	+5.979	17:44:44.782
17	1:36.829	+6.772	17:46:21.611
18	1:36.500	+6.443	17:47:58.111
19	1:38.993	+8.936	17:49:37.104
20	1:37.203	+7.146	17:51:14.307
21	1:38.285	+8.228	17:52:52.592
22	1:39.397	+9.340	17:54:31.989
23	1:38.814	+8.757	17:56:10.803
24	1:37.203	+7.146	17:57:48.006
25	1:40.399	+10.342	17:59:28.405
p26	2:23.489	+53.432	18:01:51.894
27	1:49.742	+19.685	18:03:41.636

(71) Dave Adams

Lap	Lap Tm	Diff	Time of Day
1	1:50.862	+13.646	17:19:38.049
2	2:04.268	+27.052	17:21:42.317
3	1:41.853	+4.637	17:23:24.170
p4	2:57.708	+1:20.492	17:26:21.878
5	1:43.805	+6.589	17:28:05.683
6	1:38.869	+1.653	17:29:44.552
7	1:38.155	+0.939	17:31:22.707
8	1:37.216	-	17:32:59.923
9	1:37.457	+0.241	17:34:37.380
10	1:40.289	+3.073	17:36:17.669
11	1:40.097	+2.881	17:37:57.766
12	1:39.342	+2.126	17:39:37.108
13	1:39.268	+2.052	17:41:16.376
14	1:40.602	+3.386	17:42:56.978
15	1:40.868	+3.652	17:44:37.846
16	1:40.229	+3.013	17:46:18.075
17	1:40.440	+3.224	17:47:58.515
18	1:41.549	+4.333	17:49:40.064
19	1:41.827	+4.611	17:51:21.891
20	1:55.939	+18.723	17:53:17.830
21	1:42.264	+5.048	17:55:00.094
22	1:43.332	+6.116	17:56:43.426
23	1:43.433	+6.217	17:58:26.859
24	1:44.709	+7.493	18:00:11.568
25	1:43.622	+6.406	18:01:55.190
26	1:50.721	+13.505	18:03:45.911

(32) Wayne McKinnon

Lap	Lap Tm	Diff	Time of Day
1	3:05.449	+1:30.686	17:20:52.576
p2	3:14.165	+1:39.402	17:24:06.741



Lap	Lap Tm	Diff	Time of Day
3	1:43.815	+9.052	17:25:50.556
4	1:40.656	+5.893	17:27:31.212
5	1:42.470	+7.707	17:29:13.682
6	1:39.878	+5.115	17:30:53.560
7	1:36.991	+2.228	17:32:30.551
8	1:36.631	+1.868	17:34:07.182
9	1:34.763	-	17:35:41.945
10	1:35.642	+0.879	17:37:17.587
11	1:38.076	+3.313	17:38:55.663
12	1:40.384	+5.621	17:40:36.047
13	1:42.625	+7.862	17:42:18.672
14	1:43.386	+8.623	17:44:02.058
15	1:48.783	+14.020	17:45:50.841
16	1:45.589	+10.826	17:47:36.430
17	1:46.170	+11.407	17:49:22.600
18	1:45.901	+11.138	17:51:08.501
19	1:46.621	+11.858	17:52:55.122
20	1:46.532	+11.769	17:54:41.654
21	1:47.787	+13.024	17:56:29.441
22	1:54.923	+20.160	17:58:24.364
23	1:49.906	+15.143	18:00:14.270
24	1:50.562	+15.799	18:02:04.832
25	1:49.525	+14.762	18:03:54.357

(126) S.Roberts I.Soman

Lap	Lap Tm	Diff	Time of Day
1	1:42.461	+9.827	17:19:29.746
2	2:02.910	+30.276	17:21:32.656
3	1:35.764	+3.130	17:23:08.420
4	1:35.405	+2.771	17:24:43.825
5	1:33.702	+1.068	17:26:17.527
6	1:32.634	-	17:27:50.161
7	1:33.646	+1.012	17:29:23.807
p8	2:21.774	+49.140	17:31:45.581
9	1:37.654	+5.020	17:33:23.235
10	1:35.044	+2.410	17:34:58.279

Lap	Lap Tm	Diff	Time of Day
-----	--------	------	-------------

Lap	Lap Tm	Diff	Time of Day
-----	--------	------	-------------



**LAST CHANCE WEEKEND
SCCBC
MISSION RACEWAY PARK
OFFICIAL RACE RESULTS**

**Sanction # CACC
Track Length: 2.12 Km.**

October 6 - 7, 2007

HONDA

POS	CAR	DRIVER	TOWN	MAKE	COLOUR	LAPS	O/A	CLUB	LICENSE	SPONSOR	FASTLAP
H1											
1	73	C.Doodson L.Costantin	Port Coq/Coq,BC	Honda Civic	Blue/Orange	29	1	SCCBC	SCCA	KALTIRE, Simpson Strong-tie	1:27.747
2	38	Rick Chandler	Calgary,AB	Acura Integra	White/Yellow	29	2	WCMA	WCM	Silverhill Acura, Southwest Terminals, Bula Millwright	1:26.766
3	768	Carlos Tesler-Mabe	Vancouver,BC	Acura Integra	White/Yellow	29	3	SCCA	SCCA		1:27.821
4	06	JP Skinner P.Weedon	Aldergrove/PG,BC	Honda CRX	Silver/Blue	29	4	SCCBC	CACC	The AD Works, K&G Auto, JPS Performance, Ace Alder	1:26.333
5	37	J.Cartwright R.O'Conn	New West/Vanc,BC	Honda Civic	Blue	28	10	SCCBC	CACC	False Creek Management, BC Children's Hospital Fou	1:28.622
6	72	David Stenner	Port Coquitlam,BC	Acura GSR	Silver	28	11	SCCBC	CACC	Westmount Motors, Gord Rons Autometal	1:28.971
7	68	John Chu	Vancouver,BC	Honda Civic	Black	27	16	SCCBC	CACC	DC Motorworks	1:31.733
H2											
1	12	WC Storms	Maple Ridge,BC	Honda CRX-Si	Blue	29	5	SCCBC	CACC		1:27.545
2	13	Tom Davies	N.Vancouver,BC	Honda CRX	Black/Orange	29	6	SCCBC	CACC	Nixon Automotive	1:29.009
3	792	R.Johnston B.Turic	Abby/Vanc,BC	Honda CRX	Black/Yellow	29	7	SCCBC	CACC		1:28.138
4	131	Martin Berryman	Pitt Meadows,BC	Honda CRX Si	White	29	8	SCCBC	CACC	Wane's Custom Woodwork Inc	1:28.142
5	07	Jordan Isaak	Abbotsford,BC	Honda CRX Si	Black	29	9	SCCBC	CACC	A&L Auto Sales, Curtis Custom Wheels	1:28.422
6	29	Peter Skinner	Abbotsford,BC	Honda Civic	Green	28	12	SCCBC	CACC	Driving Unlimited	1:30.125
7	77	Arvid Isaak	Abbotsford,BC	Honda CRX	Black	28	13	SCCBC	CACC	A&L Auto Sales Ltd., Mountain West Holdings Inc.	1:29.435
8	90	K.Robinson	Langley,BC	Honda Civic	Black/Red	28	14	SCCBC	CACC	K&G Auto Recycling	1:31.608
9	19	C.Wong K.Wong	Mission,BC	Honda Civic	Red/White	28	15	SCCBC	CACC		1:31.799
10	45	Jon Wright	Armstrong,BC	Honda Civic	White	27	17	ARCA	ASN/	Noble Tractor & Equipment, Nelson's Glass, Action Pa	1:30.057
DNF	126	S.Roberts L.Soman	Kelowna/Garibaldi	Honda Civic Si	Red	10	DNF	SCCBC	CACC		1:32.634
H3											
1	71	Dave Adams	Vancouver,BC	Honda Civic	Silver/Yellow	26	18	SCCBC	CACC		1:37.216
2	32	Wayne McKinnon	Delta,BC	Honda CRX	Red	25	19	SCCBC	CACC	Ladner Chevron, Snap-On, My Children's Inheritance	1:34.763

TOTAL IN GROUP= 20

COMMENTS: **Honda Race - Saturday**



[Handwritten Signature]

STEWARD: _____

October 6, 2007 6:07:15 PM

TIMING & SCORING: _____