

Lap	Lap Tm	Diff	Time of Day
(75) Rick Payne			
p1	9:07.438	+7:39.025	9:35:01.887
2	1:38.926	+10.513	9:36:40.813
3	1:29.086	+0.673	9:38:09.899
4	1:28.413	-	9:39:38.312
5	1:28.696	+0.283	9:41:07.008
6	1:29.604	+1.191	9:42:36.612
7	1:29.904	+1.491	9:44:06.516
8	1:29.571	+1.158	9:45:36.087
9	1:29.328	+0.915	9:47:05.415
(89) Allan Cruikshank			
1	1:37.813	+6.610	9:27:19.982
p2	7:20.560	+5:49.357	9:34:40.542
3	1:47.931	+16.728	9:36:28.473
4	1:32.399	+1.196	9:38:00.872
5	1:34.404	+3.201	9:39:35.276
6	1:34.243	+3.040	9:41:09.519
7	1:35.465	+4.262	9:42:44.984
8	1:33.031	+1.828	9:44:18.015
9	1:31.203	-	9:45:49.218
10	1:32.458	+1.255	9:47:21.676
(15) Kyle Oberndorf			
1	1:41.106	+8.306	9:27:26.648
p2	7:17.061	+5:44.261	9:34:43.709
3	1:49.826	+17.026	9:36:33.535
4	1:33.872	+1.072	9:38:07.407
5	1:33.414	+0.614	9:39:40.821
6	1:37.616	+4.816	9:41:18.437
7	1:50.893	+18.093	9:43:09.330
8	1:33.712	+0.912	9:44:43.042
9	1:35.321	+2.521	9:46:18.363
10	1:32.800	-	9:47:51.163
(27) Martin Giffen			
p1	8:32.275	+6:56.967	9:34:29.472
2	1:46.434	+11.126	9:36:15.906
3	1:37.046	+1.738	9:37:52.952
4	1:36.853	+1.545	9:39:29.805
5	1:36.925	+1.617	9:41:06.730
6	1:37.590	+2.282	9:42:44.320
7	1:36.732	+1.424	9:44:21.052
8	1:35.308	-	9:45:56.360
9	1:35.427	+0.119	9:47:31.787
(1) Ray Stec			
p1	8:34.333	+6:58.058	9:34:56.021
2	1:51.613	+15.338	9:36:47.634
3	1:46.481	+10.206	9:38:34.115
4	1:39.599	+3.324	9:40:13.714
5	1:37.153	+0.878	9:41:50.867
6	1:37.692	+1.417	9:43:28.559
7	1:36.275	-	9:45:04.834
8	1:37.137	+0.862	9:46:41.971
(44) Tim Brausse			
p1	11:20.090	+9:43.338	9:37:09.644
2	1:43.878	+7.126	9:38:53.522
p3	2:17.599	+40.847	9:41:11.121

Lap	Lap Tm	Diff	Time of Day
4	1:45.710	+8.958	9:42:56.831
5	1:36.752	-	9:44:33.583
6	1:36.786	+0.034	9:46:10.369
7	1:38.395	+1.643	9:47:48.764
(5) Colin Hannah			
p1	8:24.790	+6:46.796	9:34:37.239
2	1:56.779	+18.785	9:36:34.018
3	1:40.574	+2.580	9:38:14.592
4	1:43.194	+5.200	9:39:57.786
5	1:39.708	+1.714	9:41:37.494
6	1:39.031	+1.037	9:43:16.525
7	1:38.095	+0.101	9:44:54.620
8	1:38.436	+0.442	9:46:33.056
9	1:37.994	-	9:48:11.050
(19) Al Ores			
p1	8:31.766	+6:52.164	9:34:31.029
2	1:48.936	+9.334	9:36:19.965
3	1:39.602	-	9:37:59.567
(338) Mark Belling			
p1	8:30.497	+6:46.850	9:34:33.474
2	2:01.527	+17.880	9:36:35.001
3	1:45.548	+1.901	9:38:20.549
4	1:43.647	-	9:40:04.196
5	2:24.272	+40.625	9:42:28.468
6	1:51.047	+7.400	9:44:19.515
7	1:47.032	+3.385	9:46:06.547
8	1:46.203	+2.556	9:47:52.750
(333) Nicholas Belling			
p1	8:50.297	+7:01.636	9:35:19.996
2	2:01.094	+12.433	9:37:21.090
3	1:48.661	-	9:39:09.751
4	1:51.047	+2.386	9:41:00.798
(88) Steven C. Young			
p1	6:34.396	+4:36.409	9:44:47.498
2	1:57.987	-	9:46:45.485
(714) James Dallimore			
p1	8:14.078	+5:50.779	9:34:38.844
2	2:23.299	-	9:37:02.143

Lap	Lap Tm	Diff	Time of Day
-----	--------	------	-------------



Open Wheel

Mission Raceway Park 2.120 Km

OW, CFDA & NOW Race 1 Qualify

06/10/2007 11:50 AM

Qualify

Lap	Lap Tm	Diff	Time of Day
(75) Rick Payne			
1	1:38.897	+11.438	11:59:01.569
p2	5:06.924	+3:39.465	12:04:08.493
3	1:38.934	+11.475	12:05:47.427
4	1:30.459	+3.000	12:07:17.886
5	1:28.807	+1.348	12:08:46.693
6	1:28.833	+1.374	12:10:15.526
7	1:28.902	+1.443	12:11:44.428
8	1:27.505	+0.046	12:13:11.933
9	1:28.116	+0.657	12:14:40.049
10	1:27.459	-	12:16:07.508

Lap	Lap Tm	Diff	Time of Day
(89) Allan Cruikshank			
p1	5:30.187	+3:59.680	12:03:42.419
2	1:38.173	+7.666	12:05:20.592
3	1:30.507	-	12:06:51.099
4	1:30.590	+0.083	12:08:21.689
5	1:31.073	+0.566	12:09:52.762
6	1:31.339	+0.832	12:11:24.101
7	1:34.313	+3.806	12:12:58.414
8	1:34.176	+3.669	12:14:32.590
9	1:32.796	+2.289	12:16:05.386

Lap	Lap Tm	Diff	Time of Day
(15) Kyle Oberndorf			
1	1:40.904	+9.809	11:58:54.993
p2	4:49.152	+3:18.057	12:03:44.145
3	1:39.207	+8.112	12:05:23.352
4	1:33.212	+2.117	12:06:56.564
5	1:31.559	+0.464	12:08:28.123
6	1:32.077	+0.982	12:10:00.200
7	1:34.878	+3.783	12:11:35.078
8	1:32.262	+1.167	12:13:07.340
9	1:31.095	-	12:14:38.435
10	1:31.635	+0.540	12:16:10.070

Lap	Lap Tm	Diff	Time of Day
(27) Martin Giffen			
1	1:49.643	+15.801	12:05:53.475
2	1:33.842	-	12:07:27.317
3	1:41.227	+7.385	12:09:08.544
4	1:35.883	+2.041	12:10:44.427
5	1:35.116	+1.274	12:12:19.543
6	1:36.026	+2.184	12:13:55.569
7	1:34.459	+0.617	12:15:30.028

Lap	Lap Tm	Diff	Time of Day
(1) Ray Stec			
1	1:55.360	+21.442	12:06:18.426
2	1:35.947	+2.029	12:07:54.373
3	1:33.918	-	12:09:28.291
4	1:34.099	+0.181	12:11:02.390
5	1:37.040	+3.122	12:12:39.430
6	1:34.746	+0.828	12:14:14.176

Lap	Lap Tm	Diff	Time of Day
(44) Tim Brausse			
1	1:51.486	+17.156	11:58:59.729
p2	4:49.898	+3:15.568	12:03:49.627
3	1:43.549	+9.219	12:05:33.176
4	1:34.330	-	12:07:07.506
5	1:37.575	+3.245	12:08:45.081
6	1:56.053	+21.723	12:10:41.134
7	1:40.932	+6.602	12:12:22.066

Lap	Lap Tm	Diff	Time of Day
8	1:36.132	+1.802	12:13:58.198
9	1:36.603	+2.273	12:15:34.801
(338) Mark Belling			
1	1:52.507	+18.037	11:58:59.120
p2	4:48.854	+3:14.384	12:03:47.974
3	1:48.265	+13.795	12:05:36.239
4	1:41.930	+7.460	12:07:18.169
5	1:36.122	+1.652	12:08:54.291
6	1:34.470	-	12:10:28.761
7	1:45.500	+11.030	12:12:14.261

Lap	Lap Tm	Diff	Time of Day
(5) Colin Hannah			
1	1:45.946	+9.771	11:59:05.536
p2	4:47.285	+3:11.110	12:03:52.821
3	1:44.406	+8.231	12:05:37.227
4	1:37.472	+1.297	12:07:14.699
5	1:54.834	+18.659	12:09:09.533
6	1:37.665	+1.490	12:10:47.198
7	1:36.756	+0.581	12:12:23.954
8	1:36.175	-	12:14:00.129
9	1:39.377	+3.202	12:15:39.506

Lap	Lap Tm	Diff	Time of Day
(714) James Dallimore			
1	1:53.502	+17.086	11:58:57.929
p2	4:48.247	+3:11.831	12:03:46.176
3	1:47.581	+11.165	12:05:33.757
4	1:38.462	+2.046	12:07:12.219
5	1:37.825	+1.409	12:08:50.044
6	1:36.416	-	12:10:26.460
7	1:42.768	+6.352	12:12:09.228
8	1:45.000	+8.584	12:13:54.228
9	1:44.647	+8.231	12:15:38.875

Lap	Lap Tm	Diff	Time of Day
(761) Scott Arthur			
1	1:38.623	+1.858	12:12:14.069
2	1:37.827	+1.062	12:13:51.896
3	1:36.765	-	12:15:28.661

Lap	Lap Tm	Diff	Time of Day
(3) Alan Long			
1	1:50.066	+12.455	11:59:11.163
p2	4:58.754	+3:21.143	12:04:09.917
3	1:53.588	+15.977	12:06:03.505
4	1:44.379	+6.768	12:07:47.884
5	1:38.914	+1.303	12:09:26.798
6	1:38.839	+1.228	12:11:05.637
7	1:37.725	+0.114	12:12:43.362
8	1:42.314	+4.703	12:14:25.676
9	1:37.611	-	12:16:03.287

Lap	Lap Tm	Diff	Time of Day
(19) Al Ores			
1	1:51.264	+13.526	11:59:27.344
p2	4:27.052	+2:49.314	12:03:54.396
3	1:45.153	+7.415	12:05:39.549
4	1:40.230	+2.492	12:07:19.779
5	1:37.738	-	12:08:57.517
6	1:56.067	+18.329	12:10:53.584
7	1:40.170	+2.432	12:12:33.754
8	1:38.542	+0.804	12:14:12.296
9	1:39.592	+1.854	12:15:51.888

Lap	Lap Tm	Diff	Time of Day
(91) Rob Isaac			
p1	4:29.559	+2:50.344	12:04:00.619
2	1:53.460	+14.245	12:05:54.079
3	1:47.565	+8.350	12:07:41.644
4	1:41.388	+2.173	12:09:23.032
5	1:43.473	+4.258	12:11:06.505
6	1:43.938	+4.723	12:12:50.443
7	1:39.215	-	12:14:29.658
8	1:50.455	+11.240	12:16:20.113

Lap	Lap Tm	Diff	Time of Day
(333) Nicholas Belling			
p1	5:59.481	+4:15.401	12:04:15.912
p2	3:14.297	+1:30.217	12:07:30.209
3	1:48.882	+4.802	12:09:19.091
4	1:44.080	-	12:11:03.171
5	1:52.056	+7.976	12:12:55.227
6	1:47.247	+3.167	12:14:42.474
7	1:45.186	+1.106	12:16:27.660

Lap	Lap Tm	Diff	Time of Day
(88) Steven C. Young			
1	1:52.380	+6.185	11:59:26.704
p2	4:31.412	+2:45.217	12:03:58.116
3	2:18.889	+32.694	12:06:17.005
4	1:46.195	-	12:08:03.200
5	1:51.511	+5.316	12:09:54.711

Lap	Lap Tm	Diff	Time of Day
(51) Mark Boyle			
p1	5:59.006	+4:07.464	12:04:05.548
2	2:01.146	+9.604	12:06:06.694
3	1:55.887	+4.345	12:08:02.581
4	1:51.542	-	12:09:54.123
5	1:57.106	+5.564	12:11:51.229
6	1:54.026	+2.484	12:13:45.255
7	1:55.191	+3.649	12:15:40.446

Lap	Lap Tm	Diff	Time of Day
(43) Lawrence Green			
1	2:09.172	+14.744	12:07:58.878
2	1:54.428	-	12:09:53.306
3	1:55.513	+1.085	12:11:48.819
4	2:03.839	+9.411	12:13:52.658



**LAST CHANCE WEEKEND
SCCBC**

**Sanction # CACC
Track Length: 2.12 Km.**

**MISSION RACEWAY PARK
OFFICIAL QUALIFYING RESULTS**

October 6 - 7, 2007

OW

POS	CAR	DRIVER	TOWN	MAKE	COLOUR	CLASS	CLUB	LICENSE	SPONSOR	2nd Best Tim	Best Time
1	75	Rick Payne	Maple Ridge,BC	Crossle 35F	Brown/Yellow	FF	SCCBC	ICSCC	Payton Pools	1:27.505	1:27.459
2	89	Allan Cruikshank	Port Coquitlam,B	Legrand MK21	Blue	CFDA	SCCBC	CACC		1:30.590	1:30.507
3	15	Kyle Oberndorf	Surrey,BC	Crossle 32F	Green	FF	SCCBC	ICSCC	Pacific Coast Marine Windshields, MJO Consulting	1:31.559	1:31.095
4	27	Martin Giffen	Abbotsford,BC	Crossle 32F	White/Blue	CFDA	SCCBC	CACC	www.bcpropertydeals.com, www.buyers4cars.com	1:34.459	1:33.842
5	1	Ray Stec	Pitt Meadows,BC	Royale RP37	Red	SR	SCCBC	CACC	RS Racing	1:34.099	1:33.918
6	44	Tim Brausse	Scotch Creek,BC	Reynard F2000	Blue	FL	SCCBC	CACC	Scotch Creek Super Valu/Esso, Jimco Towing	1:36.132	1:34.330
7	338	Mark Belling	Langley,BC	Van Diemen	Black/Orange	FL	SCCBC	ICSCC	FastForwardMotorsports.com	1:36.122	1:34.470
8	5	Colin Hannah	Port Coquitlam,B	Mysterian FV	Blue/Orange	FV	SCCBC	CACC	Fraserview Fabrication & Machine, McLaren-Clark & Co.	1:36.756	1:36.175
9	714	James Dallimore	Tsawwassen,BC	Van Diemen	Prp/Yell/Pink	FL	SCCBC	CACC	James Dallimore Project Management	1:37.825	1:36.416
10	761	Scott Arthur	Mission,BC	Campbell FV	Silver/Blue	FV	SCCBC	CACC		1:37.827	1:36.765
11	3	Alan Long	Langley,BC	Swift DB1	Silver/Black	FF	SCCBC	CACC	Phoenix Racing	1:37.725	1:37.611
12	19	Al Ores	Burnaby,BC	Caldwell D13	Red/White	FV	SCCBC	CACC	Bert's Automotive Ltd, IWE Rear Ends Only	1:38.542	1:37.738
13	91	Rob Isaac	Vancouver,BC	Citation FF	Silver/Blue	NOW	SCCBC	CACC	The Sora Group	1:41.388	1:39.215
14	333	Nicholas Belling	Langley,BC	Stohr F1000	Black	FL	SCCBC	ICSCC	FastForwardMotorsports.com	1:45.186	1:44.080
15	88	Steven C. Young	Lopez Island,WA	Mysterian	Blue	FV	SCCBC	ICSCC		1:51.511	1:46.195
16	51	Mark Boyle	Delta,BC	Hawke 72	Blue	FF	SCCBC	CACC		1:54.026	1:51.542
17	43	Lawrence Green	Oliver,BC	Kelly F-Vee	White/Blue	FV	SCCBC	CACC		1:55.513	1:54.428
18	18	Michael Lensen	Surrey,BC	Van Diemen	Red	CFDA	SCCBC	ICSCC	NuFloors, Voltech, Adv Spa Tech	----	----
19	72	Randy Mainwood	Vancouver,BC	Citation	Black	CFDA	SCCBC	CACC	GT Racing	----	----
20	31	Bob Williams	Delta,BC	Reynard	White/Red	FF	SCCBC	CACC	Snap-On Tools, Interstate Batteries, Shadbolt Cams	----	----
21	33	John Alveras	Vancouver,BC	Euroswift SC93	Blue/Black	FF	SCCBC	CACC	Richmond Country Tireland, Fairview Auto	----	----
22	57	Tim Pickstone	SaltSpring Island,	Crossle 16-F	Blue/White	FF	VRCBC	CACC		----	----
23	98	Ira Holland	Langley,BC	Van Diemen	Yellow/Black	FF	SCCBC	CACC	S.E.C. Sawmill Equipment Company, All Start Batteries	----	----
24	32	Pam Williams	Delta,BC	Van Diemen	Purple	FL	SCCBC	CACC	Snap-On Tools, Interstate Batteries, Shadbolt Cams	----	----
25	62	Brad Smith	Surrey,BC	Swift SE3	Black	FL	CSCC	ICSCC	West Surrey Racing	----	----
26	14	Don Lines	Delta,BC	RDC FV	Yellow	FV	SCCBC	CACC	RDC Welding	----	----
27	721	Bob Styan	W.Vancouver,BC	SureSports SR	Wht/Blu/Red/BSR		SCCBC	CACC	Nitrolube	----	----

COMMENTS: **OW, CFDA & NOW Race #1 Qualifying Saturday**

STEWARD: _____

06/10/2007 12:21:44 PM

TIMING & SCORING: _____

Open Wheel

OW, CFDA & NOW Race 1

Race

Mission Raceway Park 2.120 Km

06/10/2007 03:25 PM



Lap	Lap Tm	Diff	Time of Day
(75) Rick Payne			
1	1:30.929	+3.427	15:46:25.466
2	1:36.116	+8.614	15:48:01.582
3	2:32.202	+1:04.700	15:50:33.784
4	2:40.456	+1:12.954	15:53:14.240
5	2:51.933	+1:24.431	15:56:06.173
6	1:27.502	-	15:57:33.675
7	1:27.878	+0.376	15:59:01.553
8	1:28.136	+0.634	16:00:29.689
9	1:27.914	+0.412	16:01:57.603
10	1:27.709	+0.207	16:03:25.312
11	1:27.766	+0.264	16:04:53.078

(15) Kyle Oberdorf			
1	1:33.494	+3.920	15:46:28.318
2	1:34.715	+5.141	15:48:03.033
3	2:32.511	+1:02.937	15:50:35.544
4	2:40.034	+1:10.460	15:53:15.578
5	2:51.508	+1:21.934	15:56:07.086
6	1:31.405	+1.831	15:57:38.491
7	1:30.031	+0.457	15:59:08.522
8	1:29.967	+0.393	16:00:38.489
9	1:29.574	-	16:02:08.063
10	1:30.894	+1.320	16:03:38.957
11	1:30.202	+0.628	16:05:09.159

(89) Allan Cruikshank			
1	1:34.247	+4.780	15:46:28.896
2	1:36.685	+7.218	15:48:05.581
3	2:31.278	+1:01.811	15:50:36.859
4	2:40.687	+1:11.220	15:53:17.546
5	2:50.669	+1:21.202	15:56:08.215
6	1:30.653	+1.186	15:57:38.868
7	1:30.356	+0.889	15:59:09.224
8	1:30.101	+0.634	16:00:39.325
9	1:29.467	-	16:02:08.792
10	1:30.635	+1.168	16:03:39.427
11	1:30.293	+0.826	16:05:09.720

(44) Tim Brousse			
1	1:34.925	+3.381	15:46:30.438
2	1:36.220	+4.676	15:48:06.658
3	2:31.077	+59.533	15:50:37.735
4	2:40.993	+1:09.449	15:53:18.728
5	2:50.972	+1:19.428	15:56:09.700
6	1:32.590	+1.046	15:57:42.290
7	1:40.474	+8.930	15:59:22.764
8	1:32.994	+1.450	16:00:55.758
9	1:32.618	+1.074	16:02:28.376
10	1:32.020	+0.476	16:04:00.396
11	1:31.544	-	16:05:31.940

(761) Scott Arthur			
1	1:36.079	+2.673	15:46:32.900
2	1:39.804	+6.398	15:48:12.704
3	2:27.196	+53.790	15:50:39.900
4	2:39.745	+1:06.339	15:53:19.645
5	2:52.962	+1:19.556	15:56:12.607
6	1:33.538	+0.132	15:57:46.145
7	1:34.253	+0.847	15:59:20.398

8	1:33.937	+0.531	16:00:54.335
9	1:35.379	+1.973	16:02:29.714
10	1:33.464	+0.058	16:04:03.178
11	1:33.406	-	16:05:36.584

(3) Alan Long			
1	1:38.821	+6.154	15:46:35.635
2	1:37.430	+4.763	15:48:13.065
3	2:27.949	+55.282	15:50:41.014
4	2:39.537	+1:06.870	15:53:20.551
5	2:53.198	+1:20.531	15:56:13.749
6	1:33.867	+1.200	15:57:47.616
7	1:34.421	+1.754	15:59:22.037
8	1:33.526	+0.859	16:00:55.563
9	1:32.667	-	16:02:28.230
10	1:33.745	+1.078	16:04:01.975
11	1:39.363	+6.696	16:05:41.338

(91) Rob Isaac			
1	1:41.275	+9.495	15:46:39.391
2	1:43.203	+11.423	15:48:22.594
3	2:23.914	+52.134	15:50:46.508
4	2:39.583	+1:07.803	15:53:26.091
5	2:52.289	+1:20.509	15:56:18.380
6	1:37.244	+5.464	15:57:55.624
7	1:38.343	+6.563	15:59:33.967
8	1:33.420	+1.640	16:01:07.387
9	1:32.450	+0.670	16:02:39.837
10	1:31.780	-	16:04:11.617
11	1:35.981	+4.201	16:05:47.598

(27) Martin Giffen			
1	1:57.591	+25.506	15:46:52.679
2	1:49.404	+17.319	15:48:42.083
3	2:14.063	+41.978	15:50:56.146
4	2:40.186	+1:08.101	15:53:36.332
5	2:51.148	+1:19.063	15:56:27.480
6	1:35.787	+3.702	15:58:03.267
7	1:35.235	+3.150	15:59:38.502
8	1:33.518	+1.433	16:01:12.020
9	1:32.085	-	16:02:44.105
10	1:33.373	+1.288	16:04:17.478
11	1:33.554	+1.469	16:05:51.032

(338) Mark Belling			
1	1:43.341	+10.059	15:46:38.962
2	1:42.563	+9.281	15:48:21.525
3	2:23.353	+50.071	15:50:44.878
4	2:39.180	+1:05.898	15:53:24.058
5	2:53.439	+1:20.157	15:56:17.497
6	1:36.708	+3.426	15:57:54.205
7	1:37.828	+4.546	15:59:32.033
8	1:36.554	+3.272	16:01:08.587
9	1:33.389	+0.107	16:02:41.976
10	1:52.441	+19.159	16:04:34.417
11	1:33.282	-	16:06:07.699

(5) Colin Hannah			
1	1:39.937	+4.399	15:46:36.360
2	1:39.560	+4.022	15:48:15.920
3	2:27.712	+52.174	15:50:43.632

4	2:39.032	+1:03.494	15:53:22.664
5	2:52.137	+1:16.599	15:56:14.801
6	1:53.708	+18.170	15:58:08.509
7	1:37.998	+2.460	15:59:46.507
8	1:37.538	+2.000	16:01:24.045
9	1:35.538	-	16:02:59.583
10	1:36.983	+1.445	16:04:36.566
11	1:35.754	+0.216	16:06:12.320

(19) Al Ores			
1	1:43.336	+5.754	15:46:41.160
2	1:44.719	+7.137	15:48:25.879
3	2:23.330	+45.748	15:50:49.209
4	2:39.240	+1:01.658	15:53:28.449
5	2:53.286	+1:15.704	15:56:21.735
6	1:39.785	+2.203	15:58:01.520
7	1:44.676	+7.094	15:59:46.196
8	1:37.862	+0.280	16:01:24.058
9	1:38.773	+1.191	16:03:02.831
10	1:37.659	+0.077	16:04:40.490
11	1:37.582	-	16:06:18.072


(714) James Dallimore			
1	1:43.399	+8.123	15:46:39.989
2	1:44.340	+9.064	15:48:24.329
3	2:23.360	+48.084	15:50:47.689
4	2:39.394	+1:04.118	15:53:27.083
5	2:52.414	+1:17.138	15:56:19.497
6	1:35.276	-	15:57:54.773
7	2:15.487	+40.211	16:00:10.260
8	1:36.650	+1.374	16:01:46.910
9	1:39.929	+4.653	16:03:26.839
10	1:40.112	+4.836	16:05:06.951

(88) Steven C. Young			
1	1:51.987	+7.131	15:46:50.916
2	1:59.349	+14.493	15:48:50.265
3	2:08.730	+23.874	15:50:58.995
4	2:38.895	+54.039	15:53:37.890
5	2:53.193	+1:08.337	15:56:31.083
6	1:44.856	-	15:58:15.939
7	1:54.754	+9.898	16:00:10.693
8	1:48.725	+3.869	16:01:59.418
9	1:48.516	+3.660	16:03:47.934
10	1:46.406	+1.550	16:05:34.340

(43) Lawrence Green			
1	2:06.008	+16.753	15:47:05.985
2	2:01.349	+12.094	15:49:07.334
3	2:07.492	+18.237	15:51:14.826
4	2:24.070	+34.815	15:53:38.896
5	2:54.347	+1:05.092	15:56:33.243
6	1:49.255	-	15:58:22.498
7	1:50.991	+1.736	16:00:13.489
8	1:50.189	+0.934	16:02:03.678
9	1:50.981	+1.726	16:03:54.659
10	1:54.996	+5.741	16:05:49.655

(1) Ray Stec			
1	1:45.122	+11.768	15:46:47.732
2	1:52.937	+19.583	15:48:40.669





Lap	Lap Tm	Diff	Time of Day
3	2:14.523	+41.169	15:50:55.192
4	2:39.854	+1:06.500	15:53:35.046
5	2:50.738	+1:17.384	15:56:25.784
6	1:38.471	+5.117	15:58:04.255
7	1:50.869	+17.515	15:59:55.124
p8	2:54.303	+1:20.949	16:02:49.427
9	1:45.986	+12.632	16:04:35.413
10	1:33.354	-	16:06:08.767

(333) Nicholas Belling

1	1:44.739	+12.562	15:46:46.593
2	1:49.364	+17.187	15:48:35.957
3	2:18.096	+45.919	15:50:54.053
4	2:38.101	+1:05.924	15:53:32.154
5	2:52.073	+1:19.896	15:56:24.227
6	1:32.177	-	15:57:56.404
7	1:35.739	+3.562	15:59:32.143
8	1:32.550	+0.373	16:01:04.693

(72) Randy Mainwood

1	1:45.338	+9.655	15:46:45.159
2	1:42.865	+7.182	15:48:28.024
3	2:22.964	+47.281	15:50:50.988
4	2:38.851	+1:03.168	15:53:29.839
5	2:54.532	+1:18.849	15:56:24.371
6	1:37.387	+1.704	15:58:01.758
7	1:38.576	+2.893	15:59:40.334
8	1:35.683	-	16:01:16.017

(33) John Alveras

1	7:43.531	-	15:52:42.029
---	----------	---	--------------

Lap	Lap Tm	Diff	Time of Day
-----	--------	------	-------------

Lap	Lap Tm	Diff	Time of Day
-----	--------	------	-------------



**LAST CHANCE WEEKEND
SCCBC
MISSION RACEWAY PARK
OFFICIAL RACE RESULTS**

**Sanction # CACC
Track Length: 2.12 Km.**

October 6 - 7, 2007

OW

POS	CAR	DRIVER	TOWN	MAKE	COLOUR	LAPS	O/A	CLUB	LICENSE	SPONSOR	FASTLAP
CFDA											
1	89	Allan Cruikshank	Port Coquitlam,BC	Legrand MK21	Blue	11	3	SCCBC	CACC		1:29.467
2	27	Martin Giffen	Abbotsford,BC	Crossle 32F	White/Blue	10	14	SCCBC	CACC	www.bcpropertydeals.com, www.buyers4cars.com	1:32.085
DNF	72	Randy Mainwood	Vancouver,BC	Citation	Black	8	DNF	SCCBC	CACC	GT Racing	1:35.683
DNS	18	Michael Lensen	Surrey,BC	Van Diemen	Red	0	DNS	SCCBC	ICSC	NuFloors, Voltech, Adv Spa Tech	---
FF											
1	75	Rick Payne	Maple Ridge,BC	Crossle 35F	Brown/Yellow	11	1	SCCBC	ICSC	Payton Pools	1:27.502
2	15	Kyle Oberndorf	Surrey,BC	Crossle 32F	Green	11	2	SCCBC	ICSC	Pacific Coast Marine Windshields, MJO Consulting	1:29.574
3	3	Alan Long	Langley,BC	Swift DB1	Silver/Black	11	5	SCCBC	CACC	Phoenix Racing	1:32.667
DNF	33	John Alveras	Vancouver,BC	Euroswift SC93F	Blue/Black	1	DNF	SCCBC	CACC	Richmond Country Tireland, Fairview Auto	7:43.531
DNS	31	Bob Williams	Delta,BC	Reynard	White/Red	0	DNS	SCCBC	CACC	Snap-On Tools, Interstate Batteries, Shadbolt Cams	---
DNS	51	Mark Boyle	Delta,BC	Hawke 72	Blue	0	DNS	SCCBC	CACC		---
DNS	57	Tim Pickstone	SaltSpring Island,BC	Crossle 16-F	Blue/White	0	DNS	VRCBC	CACC		---
DNS	98	Ira Holland	Langley,BC	Van Diemen	Yellow/Black	0	DNS	SCCBC	CACC	S.E.C. Sawmill Equipment Company, All Start Batterie	---
FL											
1	338	Mark Belling	Langley,BC	Van Diemen	Black/Orange	11	7	SCCBC	ICSC	FastForwardMotorsports.com	1:33.282
2	714	James Dallimore	Tsawwassen,BC	Van Diemen	Prp/Yell/Pink	10	10	SCCBC	CACC	James Dallimore Project Management	1:35.276
3	44	Tim Brausse	Scotch Creek,BC	Reynard F2000	Blue	10	11	SCCBC	CACC	Scotch Creek Super Valu/Esso, Jimco Towing	1:31.544
DNF	333	Nicholas Belling	Langley,BC	Stohr F1000	Black	8	DNF	SCCBC	ICSC	FastForwardMotorsports.com	1:32.177
DNS	32	Pam Williams	Delta,BC	Van Diemen	Purple	0	DNS	SCCBC	CACC	Snap-On Tools, Interstate Batteries, Shadbolt Cams	---
DNS	62	Brad Smith	Surrey,BC	Swift SE3	Black	0	DNS	CSCC	ICSC	West Surrey Racing	---
FV											
1	761	Scott Arthur	Mission,BC	Campbell FV	Silver/Blue	11	4	SCCBC	CACC		1:33.406
2	5	Colin Hannah	Port Coquitlam,BC	Mysterian FV	Blue/Orange	11	8	SCCBC	CACC	Fraserview Fabrication & Machine, McLaren-Clark & C	1:35.538
3	19	Al Ores	Burnaby,BC	Caldwell D13	Red/White	11	9	SCCBC	CACC	Bert's Automotive Ltd, IWE Rear Ends Only	1:37.582
4	88	Steven C. Young	Lopez Island,WA	Mysterian	Blue	10	12	SCCBC	ICSC		1:44.856
5	43	Lawrence Green	Oliver,BC	Kelly F-Vee	White/Blue	10	13	SCCBC	CACC		1:49.255
DNS	14	Don Lines	Delta,BC	RDC FV	Yellow	0	DNS	SCCBC	CACC	RDC Welding	---
NOW											
1	91	Rob Isaac	Vancouver,BC	Citation FF	Silver/Blue	11	6	SCCBC	CACC	The Sora Group	1:31.780
SR											
1	1	Ray Stec	Pitt Meadows,BC	Royale RP37	Red	10	15	SCCBC	CACC	RS Racing	1:33.354
DNS	721	Bob Styan	W.Vancouver,BC	SureSports SR	Wht/Blu/Red/Bl	0	DNS	SCCBC	CACC	Nitrolube	---

TOTAL IN GROUP= 27

COMMENTS: **OW, CFDA & NOW Race #1 Saturday
Car # 44 & 27 - 1 lap penalty - passing under yellow**



STEWARD: _____


October 6, 2007 5:19:02 PM

TIMING & SCORING: _____

Open Wheel
OW Practice 2
Practice

Mission Raceway Park 2.120 Km

07/10/2007 09:45 AM



Lap	Lap Tm	Diff	Time of Day
(75) Rick Payne			
1	1:40.751	+13.583	9:52:49.368
2	1:27.168	-	9:54:16.536
3	1:27.827	+0.659	9:55:44.363

Lap	Lap Tm	Diff	Time of Day
(89) Allan Cruikshank			
1	1:43.813	+13.602	9:52:33.330
2	1:32.759	+2.548	9:54:06.089
3	1:32.049	+1.838	9:55:38.138
4	1:30.211	-	9:57:08.349

Lap	Lap Tm	Diff	Time of Day
(44) Tim Brausse			
1	1:41.890	+11.511	9:52:49.028
2	1:30.911	+0.532	9:54:19.939
3	1:31.145	+0.766	9:55:51.084
4	1:32.673	+2.294	9:57:23.757
5	1:30.980	+0.601	9:58:54.737
6	1:30.379	-	10:00:25.116
7	1:30.618	+0.239	10:01:55.734
8	1:30.466	+0.087	10:03:26.200
9	1:37.750	+7.371	10:05:03.950

Lap	Lap Tm	Diff	Time of Day
(333) Nicholas Belling			
1	1:51.873	+21.211	9:53:12.618
2	1:38.090	+7.428	9:54:50.708
3	1:32.984	+2.322	9:56:23.692
4	1:31.974	+1.312	9:57:55.666
5	1:32.566	+1.904	9:59:28.232
6	1:31.804	+1.142	10:01:00.036
7	1:30.662	-	10:02:30.698
8	1:33.269	+2.607	10:04:03.967

Lap	Lap Tm	Diff	Time of Day
(1) Ray Stec			
1	1:53.222	+22.531	9:53:24.553
2	1:37.154	+6.463	9:55:01.707
3	1:33.221	+2.530	9:56:34.928
4	1:33.607	+2.916	9:58:08.535
5	1:30.967	+0.276	9:59:39.502
6	1:31.865	+1.174	10:01:11.367
7	1:30.691	-	10:02:42.058
8	1:31.712	+1.021	10:04:13.770
9	1:36.830	+6.139	10:05:50.600

Lap	Lap Tm	Diff	Time of Day
(27) Martin Giffen			
1	1:44.375	+12.773	9:52:36.804
2	1:34.782	+3.180	9:54:11.586
3	1:34.500	+2.898	9:55:46.086
4	1:34.503	+2.901	9:57:20.589
5	1:33.559	+1.957	9:58:54.148
6	1:34.818	+3.216	10:00:28.966
7	1:33.850	+2.248	10:02:02.816
8	1:31.602	-	10:03:34.418
9	1:33.830	+2.228	10:05:08.248

Lap	Lap Tm	Diff	Time of Day
(3) Alan Long			
1	1:51.750	+18.375	9:52:57.932
2	1:38.310	+4.935	9:54:36.242
3	1:33.375	-	9:56:09.617
4	1:33.867	+0.492	9:57:43.484
5	1:35.055	+1.680	9:59:18.539

Lap	Lap Tm	Diff	Time of Day
6	1:34.544	+1.169	10:00:53.083
7	1:34.022	+0.647	10:02:27.105
8	1:36.499	+3.124	10:04:03.604
9	1:35.937	+2.562	10:05:39.541

Lap	Lap Tm	Diff	Time of Day
(91) Rob Isaac			
1	1:49.822	+16.296	9:52:45.873
2	1:39.159	+5.633	9:54:25.032
3	1:33.526	-	9:55:58.558
4	1:34.124	+0.598	9:57:32.682
5	1:35.042	+1.516	9:59:07.724
6	1:34.346	+0.820	10:00:42.070
7	1:36.987	+3.461	10:02:19.057

Lap	Lap Tm	Diff	Time of Day
(62) Brad Smith			
1	1:50.726	+17.128	9:53:00.552
2	1:38.171	+4.573	9:54:38.723
3	1:36.813	+3.215	9:56:15.536
4	1:38.014	+4.416	9:57:53.550
5	1:37.624	+4.026	9:59:31.174
6	1:34.203	+0.605	10:01:05.377
7	1:34.574	+0.976	10:02:39.951
8	1:33.598	-	10:04:13.549
9	1:38.523	+4.925	10:05:52.072

Lap	Lap Tm	Diff	Time of Day
(721) Bob Slyan			
1	1:44.825	+9.939	9:52:32.673
2	1:37.607	+2.721	9:54:10.280
3	1:37.455	+2.569	9:55:47.735
4	1:49.191	+14.305	9:57:36.926
5	2:53.506	+118.620	10:00:30.432
6	1:42.494	+7.608	10:02:12.926
7	1:35.095	+0.209	10:03:48.021
8	1:34.886	-	10:05:22.907

Lap	Lap Tm	Diff	Time of Day
(72) Randy Mainwood			
1	1:49.313	+14.116	9:52:43.986
2	1:41.277	+6.080	9:54:25.263
3	1:39.796	+4.599	9:56:05.059
4	1:36.796	+1.599	9:57:41.855
5	1:38.431	+3.234	9:59:20.286
6	1:35.383	+0.186	10:00:55.669
7	1:35.197	-	10:02:30.866
8	1:40.817	+5.620	10:04:11.683
9	1:38.416	+3.219	10:05:50.099

Lap	Lap Tm	Diff	Time of Day
(714) James Dallimore			
1	1:52.677	+17.060	9:52:51.400
2	1:36.398	+0.781	9:54:27.798
3	1:36.019	+0.402	9:56:03.817
4	1:37.437	+1.820	9:57:41.254
5	1:38.123	+2.506	9:59:19.377
6	1:35.816	+0.199	10:00:55.193
7	1:35.617	-	10:02:30.810
8	1:40.310	+4.693	10:04:11.120
9	1:35.779	+0.162	10:05:46.899

Lap	Lap Tm	Diff	Time of Day
(338) Mark Belling			
1	2:19.223	+40.713	9:55:19.662
2	1:42.292	+3.782	9:57:01.954
3	1:59.349	+20.839	9:59:01.303

Lap	Lap Tm	Diff	Time of Day
4	1:43.371	+4.861	10:00:44.674
5	1:39.193	+0.683	10:02:23.867
6	1:46.900	+8.390	10:04:10.767
7	1:38.510	-	10:05:49.277

Lap	Lap Tm	Diff	Time of Day
(5) Colin Hannah			
1	1:54.998	+15.109	9:54:03.602
2	1:40.275	+0.386	9:55:43.877
3	1:40.499	+0.610	9:57:24.376
4	1:40.474	+0.585	9:59:04.850
5	1:40.908	+1.019	10:00:45.758
6	1:40.377	+0.488	10:02:26.135
7	1:42.557	+2.668	10:04:08.692
8	1:39.889	-	10:05:48.581

Lap	Lap Tm	Diff	Time of Day
(88) Steven C. Young			
1	1:58.275	+14.267	9:53:14.517
2	1:54.435	+10.427	9:55:08.952
3	1:47.298	+3.290	9:56:56.250
4	1:44.008	-	9:58:40.258
5	1:44.852	+0.844	10:00:25.110
6	1:47.693	+3.685	10:02:12.803
7	1:45.726	+1.718	10:03:58.529
8	1:47.085	+3.077	10:05:45.614




Open Wheel

OW Qualify Race 2

Qualify

Mission Raceway Park 2.120 Km

07/10/2007 11:15 AM



Lap	Lap Tm	Diff	Time of Day
(44) Tim Brausse			
1	1:36.894	+16.897	11:27:22.237
2	1:25.217	+5.220	11:28:47.454
3	1:24.648	+4.651	11:30:12.102
4	1:25.571	+5.574	11:31:37.673
5	1:22.557	+2.560	11:33:00.230
6	1:20.975	+0.978	11:34:21.205
7	1:19.997	-	11:35:41.202
8	1:20.507	+0.510	11:37:01.709
9	1:20.530	+0.533	11:38:22.239
10	1:23.906	+3.909	11:39:46.145

Lap	Lap Tm	Diff	Time of Day
(333) Nicholas Belling			
p1	3:15.078	+1:53.652	11:29:47.350
2	1:43.625	+22.199	11:31:30.975
3	1:27.250	+5.824	11:32:58.225
4	1:21.426	-	11:34:19.651
p5	2:49.801	+1:28.375	11:37:09.452
6	1:27.300	+5.874	11:38:36.752
7	1:23.431	+2.005	11:40:00.183

Lap	Lap Tm	Diff	Time of Day
(338) Mark Belling			
1	1:41.003	+19.298	11:27:24.806
2	1:39.393	+17.688	11:29:04.199
3	1:28.465	+6.760	11:30:32.664
4	1:25.412	+3.707	11:31:58.076
5	1:23.400	+1.695	11:33:21.476
6	1:25.533	+3.828	11:34:47.009
7	1:22.301	+0.596	11:36:09.310
8	1:21.705	-	11:37:31.015
9	1:23.047	+1.342	11:38:54.062

Lap	Lap Tm	Diff	Time of Day
(75) Rick Payne			
1	1:38.850	+15.736	11:27:47.358
2	1:28.132	+5.018	11:29:15.490
3	1:25.133	+2.019	11:30:40.623
4	1:25.238	+2.124	11:32:05.861
5	1:23.392	+0.278	11:33:29.253
6	1:23.236	+0.122	11:34:52.489
7	1:23.884	+0.770	11:36:16.373
8	1:23.383	+0.269	11:37:39.756
9	1:23.114	-	11:39:02.870
10	1:25.187	+2.073	11:40:28.057

Lap	Lap Tm	Diff	Time of Day
(62) Brad Smith			
1	1:48.380	+24.532	11:28:06.924
2	1:28.219	+4.371	11:29:35.143
p3	2:43.078	+1:19.230	11:32:18.221
4	1:32.535	+8.687	11:33:50.756
5	1:24.644	+0.796	11:35:15.400
6	1:23.848	-	11:36:39.248
7	1:24.626	+0.778	11:38:03.874
8	1:25.018	+1.170	11:39:28.892
9	1:30.530	+6.682	11:40:59.422

Lap	Lap Tm	Diff	Time of Day
(1) Ray Stec			
1	1:40.771	+15.751	11:28:07.531
2	1:27.883	+2.863	11:29:35.414
p3	7:04.413	+5:39.393	11:36:39.827
4	1:33.376	+8.356	11:38:13.203

Lap	Lap Tm	Diff	Time of Day
(3) Alan Long			
5	1:25.020	-	11:39:38.223
1	1:49.205	+24.096	11:28:05.111
2	1:36.356	+11.247	11:29:41.467
3	1:31.980	+6.871	11:31:13.447
4	1:31.982	+6.873	11:32:45.429
5	1:27.448	+2.339	11:34:12.877
6	1:27.716	+2.607	11:35:40.593
7	1:25.193	+0.084	11:37:05.786
8	1:25.109	-	11:38:30.895
9	1:30.844	+5.735	11:40:01.739

Lap	Lap Tm	Diff	Time of Day
(27) Martin Giffen			
1	1:42.001	+16.735	11:27:48.620
2	1:32.104	+6.838	11:29:20.724
3	1:28.137	+2.871	11:30:48.861
4	1:30.614	+5.348	11:32:19.475
5	1:26.723	+1.457	11:33:46.198
6	1:25.666	+0.400	11:35:11.864
7	1:25.266	-	11:36:37.130
8	1:28.506	+3.240	11:38:05.636
9	1:27.266	+2.000	11:39:32.902

Lap	Lap Tm	Diff	Time of Day
(72) Randy Mainwood			
1	1:47.270	+21.838	11:28:07.353
2	1:31.991	+6.559	11:29:39.344
3	1:34.204	+8.772	11:31:13.548
4	1:27.841	+2.409	11:32:41.389
5	1:27.609	+2.177	11:34:08.998
6	1:26.724	+1.292	11:35:35.722
7	1:25.923	+0.491	11:37:01.645
8	1:25.432	-	11:38:27.077
9	1:26.133	+0.701	11:39:53.210

Lap	Lap Tm	Diff	Time of Day
(89) Allan Cruikshank			
1	1:36.066	+10.563	11:27:23.599
2	1:25.862	+0.359	11:28:49.461
3	1:25.503	-	11:30:14.964

Lap	Lap Tm	Diff	Time of Day
(721) Bob Styan			
1	1:42.653	+16.309	11:27:48.490
2	1:32.065	+5.721	11:29:20.555
3	1:28.018	+1.674	11:30:48.573
4	1:27.196	+0.852	11:32:15.769
5	1:27.012	+0.668	11:33:42.781
6	1:27.222	+0.878	11:35:10.003
7	1:26.344	-	11:36:36.347
8	1:26.552	+0.208	11:38:02.899
9	1:29.399	+3.055	11:39:32.298

Lap	Lap Tm	Diff	Time of Day
(714) James Dallimore			
1	1:46.778	+19.876	11:27:47.725
2	1:32.888	+5.986	11:29:20.613
3	1:31.581	+4.679	11:30:52.194
4	1:28.586	+1.684	11:32:20.780
5	1:27.177	+0.275	11:33:47.957
6	1:27.679	+0.777	11:35:15.636
7	1:27.894	+0.992	11:36:43.530
8	1:26.902	-	11:38:10.432
9	1:28.130	+1.228	11:39:38.562

Lap	Lap Tm	Diff	Time of Day
(761) Scott Arthur			
1	1:42.320	+13.115	11:27:40.052
2	1:49.326	+20.121	11:29:29.378
3	1:33.054	+3.849	11:31:02.432
p4	1:52.759	+23.554	11:32:55.191
5	1:37.978	+8.773	11:34:33.169
6	1:29.480	+0.275	11:36:02.649
7	1:30.450	+1.245	11:37:33.099
8	1:29.205	-	11:39:02.304
9	1:31.697	+2.492	11:40:34.001

Lap	Lap Tm	Diff	Time of Day
(5) Colin Hannah			
1	1:45.405	+15.762	11:27:38.284
2	1:40.579	+10.936	11:29:18.863
3	1:35.201	+5.558	11:30:54.064
4	1:31.658	+2.015	11:32:25.722
5	1:31.245	+1.602	11:33:56.967
6	1:31.018	+1.375	11:35:27.985
7	1:45.651	+16.008	11:37:13.636
8	1:29.643	-	11:38:43.279
9	1:31.388	+1.745	11:40:14.667

Lap	Lap Tm	Diff	Time of Day
(19) Al Ores			
1	1:47.729	+15.400	11:27:46.846
2	1:39.007	+6.678	11:29:25.853
3	1:34.997	+2.668	11:31:00.850
4	1:33.639	+1.310	11:32:34.489
5	1:32.329	-	11:34:06.818
6	1:34.261	+1.932	11:35:41.079
7	1:35.962	+3.633	11:37:17.041
8	1:33.509	+1.180	11:38:50.550
9	1:35.422	+3.093	11:40:25.972

Lap	Lap Tm	Diff	Time of Day
(91) Rob Isaac			
1	2:09.085	+35.867	11:28:26.503
2	1:38.640	+5.422	11:30:05.143
3	1:35.396	+2.178	11:31:40.539
4	1:34.330	+1.112	11:33:14.869
5	1:36.811	+3.593	11:34:51.680
6	1:33.218	-	11:36:24.898
7	1:33.964	+0.746	11:37:58.862
8	1:36.500	+3.282	11:39:35.362

Lap	Lap Tm	Diff	Time of Day
(88) Steven C. Young			
1	1:48.466	+12.037	11:28:02.881
2	1:44.205	+7.776	11:29:47.086
3	1:47.613	+11.184	11:31:34.699
4	1:39.529	+3.100	11:33:14.228
5	1:41.254	+4.825	11:34:55.482
6	1:36.429	-	11:36:31.911
7	1:38.251	+1.822	11:38:10.162
8	1:42.310	+5.881	11:39:52.472

Lap	Lap Tm	Diff	Time of Day
(51) Mark Boyle			
1	1:48.821	+12.078	11:27:51.507
2	1:42.229	+5.486	11:29:33.736
3	1:50.202	+13.459	11:31:23.938
4	1:39.750	+3.007	11:33:03.688
5	1:38.122	+1.379	11:34:41.810
6	1:37.856	+1.113	11:36:19.666


Chief of Timing & Scoring
Race Director



Open Wheel
OW Qualify Race 2
Qualify

Mission Raceway Park 2.120 Km

07/10/2007 11:15 AM



Lap	Lap Tm	Diff	Time of Day
7	1:36.743	-	11:37:56.409
8	1:36.801	+0.058	11:39:33.210
<hr/>			
(43) Lawrence Green			
1	2:04.475	+15.855	11:28:32.609
2	1:48.620	-	11:30:21.229

Lap	Lap Tm	Diff	Time of Day
-----	--------	------	-------------

Lap	Lap Tm	Diff	Time of Day
-----	--------	------	-------------



**LAST CHANCE WEEKEND
SCCBC**

**Sanction # CACC
Track Length: 2.12 Km.**

**MISSION RACEWAY PARK
OFFICIAL QUALIFYING RESULTS**

October 6 - 7, 2007

OW

POS	CAR	DRIVER	TOWN	MAKE	COLOUR	CLASS	CLUB	LICENSE	SPONSOR	2nd Best Tim	Best Time
1	44	Tim Brausse	Scotch Creek,BC	Reynard F2000	Blue	FL	SCCBC	CACC	Scotch Creek Super Valu/Esso, Jimco Towing	1:20.507	1:19.997
2	333	Nicholas Belling	Langley,BC	Stohr F1000	Black	FL	SCCBC	ICSCC	FastForwardMotorsports.com	1:23.431	1:21.426
3	338	Mark Belling	Langley,BC	Van Diemen	Black/Orange	FL	SCCBC	ICSCC	FastForwardMotorsports.com	1:22.301	1:21.705
4	75	Rick Payne	Maple Ridge,BC	Crossle 35F	Brown/Yellow	FF	SCCBC	ICSCC	Payton Pools	1:23.236	1:23.114
5	62	Brad Smith	Surrey,BC	Swift SE3	Black	FL	CSCC	ICSCC	West Surrey Racing	1:24.626	1:23.848
6	1	Ray Stec	Pitt Meadows,BC	Royale RP37	Red	SR	SCCBC	CACC	RS Racing	1:27.883	1:25.020
7	3	Alan Long	Langley,BC	Swift DB1	Silver/Black	FF	SCCBC	CACC	Phoenix Racing	1:25.193	1:25.109
8	27	Martin Giffen	Abbotsford,BC	Crossle 32F	White/Blue	FF	SCCBC	CACC	www.bcpropertydeals.com, www.buyers4cars.com	1:25.666	1:25.266
9	72	Randy Mainwood	Vancouver,BC	Citation	Black	FF	SCCBC	CACC	GT Racing	1:25.923	1:25.432
10	89	Allan Cruikshank	Port Coquitlam,B	Legrand MK21	Blue	FF	SCCBC	CACC		1:25.862	1:25.503
11	721	Bob Styan	W.Vancouver,BC	SureSports SR	Wht/Blu/Red/BSR		SCCBC	CACC	Nitrolube	1:26.552	1:26.344
12	714	James Dallimore	Tsawwassen,BC	Van Diemen	Prp/Yell/Pink	FL	SCCBC	CACC	James Dallimore Project Management	1:27.177	1:26.902
13	761	Scott Arthur	Mission,BC	Campbell FV	Silver/Blue	FV	SCCBC	CACC		1:29.480	1:29.205
14	5	Colin Hannah	Port Coquitlam,B	Mysterian FV	Blue/Orange	FV	SCCBC	CACC	Fraserview Fabrication & Machine, McLaren-Clark & Co.	1:31.018	1:29.643
15	19	Al Ores	Burnaby,BC	Caldwell D13	Red/White	FV	SCCBC	CACC	Bert's Automotive Ltd, IWE Rear Ends Only	1:33.509	1:32.329
16	91	Rob Isaac	Vancouver,BC	Citation FF	Silver/Blue	FF	SCCBC	CACC	The Sora Group	1:33.964	1:33.218
17	88	Steven C. Young	Lopez Island,WA	Mysterian	Blue	FV	SCCBC	ICSCC		1:38.251	1:36.429
18	51	Mark Boyle	Delta,BC	Hawke 72	Blue	FF	SCCBC	CACC		1:36.801	1:36.743
19	43	Lawrence Green	Oliver,BC	Kelly F-Vee	White/Blue	FV	SCCBC	CACC		2:04.475	1:48.620
20	15	Kyle Oberndorf	Surrey,BC	Crossle 32F	Green	FF	SCCBC	ICSCC	Pacific Coast Marine Windshields, MJO Consulting	----	----
21	18	Michael Lensen	Surrey,BC	Van Diemen	Red	FF	SCCBC	ICSCC	NuFloors, Voltech, Adv Spa Tech	----	----
22	31	Bob Williams	Delta,BC	Reynard	White/Red	FF	SCCBC	CACC	Snap-On Tools, Interstate Batteries, Shadbolt Cams	----	----
23	33	John Alveras	Vancouver,BC	Euroswift SC93	Blue/Black	FF	SCCBC	CACC	Richmond Country Tireland, Fairview Auto	----	----
24	57	Tim Pickstone	SaltSpring Island,	Crossle 16-F	Blue/White	FF	VRCBC	CACC		----	----
25	98	Ira Holland	Langley,BC	Van Diemen	Yellow/Black	FF	SCCBC	CACC	S.E.C. Sawmill Equipment Company, All Start Batteries	----	----
26	32	Pam Williams	Delta,BC	Van Diemen	Purple	FL	SCCBC	CACC	Snap-On Tools, Interstate Batteries, Shadbolt Cams	----	----
27	14	Don Lines	Delta,BC	RDC FV	Yellow	FV	SCCBC	CACC	RDC Welding	----	----

COMMENTS: **Open Wheel Race #2 Qualifying**

STEWARDS: _____

07/10/2007 11:42:21 AM

TIMING & SCORING: _____


Open Wheel

OW Race 2

Race

Mission Raceway Park 2.120 Km

07/10/2007 03:25 PM




Lap	Lap Tm	Diff	Time of Day
(333) Nicholas Belling			
1	2:21.438	+57.828	15:56:04.972
2	1:34.616	+11.006	15:57:39.588
3	1:29.885	+6.275	15:59:09.473
4	1:28.284	+4.674	16:00:37.757
5	1:25.908	+2.298	16:02:03.665
6	1:26.471	+2.861	16:03:30.136
7	1:27.211	+3.601	16:04:57.347
8	1:25.081	+1.471	16:06:22.428
9	1:24.257	+0.647	16:07:46.685
10	1:25.475	+1.865	16:09:12.160
11	1:26.455	+2.845	16:10:38.615
12	1:23.610	-	16:12:02.225
13	1:25.150	+1.540	16:13:27.375
(75) Rick Payne			
1	2:19.718	+57.891	15:56:04.971
2	1:34.616	+12.789	15:57:39.587
3	1:29.885	+8.058	15:59:09.472
4	1:21.827	-	16:00:31.299
5	1:32.365	+10.538	16:02:03.664
6	1:23.382	+1.555	16:03:27.046
7	1:28.827	+7.000	16:04:55.873
8	1:28.030	+6.203	16:06:23.903
9	1:26.608	+4.781	16:07:50.511
10	1:27.342	+5.515	16:09:17.853
11	1:29.734	+7.907	16:10:47.587
12	1:26.342	+4.515	16:12:13.929
13	1:27.171	+5.344	16:13:41.100
(3) Alan Long			
1	2:20.301	+46.948	15:56:05.843
2	1:39.779	+6.426	15:57:45.622
3	1:36.158	+2.805	15:59:21.780
4	1:35.222	+1.869	16:00:57.002
5	1:34.532	+1.179	16:02:31.534
6	1:35.569	+2.216	16:04:07.103
7	1:35.154	+1.801	16:05:42.257
8	1:35.302	+1.949	16:07:17.559
9	1:35.256	+1.903	16:08:52.815
10	1:33.747	+0.394	16:10:26.562
11	1:33.353	-	16:11:59.915
12	1:34.718	+1.365	16:13:34.633
(89) Allan Cruikshank			
1	2:18.222	+47.109	15:56:07.000
2	1:43.507	+12.394	15:57:50.507
3	1:39.719	+8.606	15:59:30.226
4	1:38.089	+6.976	16:01:08.315
5	1:36.483	+5.370	16:02:44.798
6	1:37.422	+6.309	16:04:22.220
7	1:34.047	+2.934	16:05:56.267
8	1:31.129	+0.016	16:07:27.396
9	1:31.113	-	16:08:58.509
10	1:31.393	+0.280	16:10:29.902
11	1:32.401	+1.288	16:12:02.303
12	1:33.653	+2.540	16:13:35.956
(91) Rob Isaac			
1	2:13.832	+44.084	15:56:07.930

Lap	Lap Tm	Diff	Time of Day
2	1:45.518	+15.770	15:57:53.448
3	1:38.435	+8.687	15:59:31.883
4	1:39.035	+9.287	16:01:10.918
5	1:35.333	+5.585	16:02:46.251
6	1:36.602	+6.854	16:04:22.853
7	1:36.750	+7.002	16:05:59.603
8	1:31.716	+1.968	16:07:31.319
9	1:31.118	+1.370	16:09:02.437
10	1:36.341	+6.593	16:10:38.778
11	1:31.720	+1.972	16:12:10.498
12	1:29.748	-	16:13:40.246
(62) Brad Smith			
1	2:20.428	+45.339	15:56:05.682
2	1:43.302	+8.213	15:57:48.984
3	1:39.858	+4.769	15:59:28.842
4	1:38.269	+3.180	16:01:07.111
5	1:36.872	+1.783	16:02:43.983
6	1:37.476	+2.387	16:04:21.459
7	1:37.344	+2.255	16:05:58.803
8	1:36.153	+1.064	16:07:34.956
9	1:35.216	+0.127	16:09:10.172
10	1:42.296	+7.207	16:10:52.468
11	1:35.089	-	16:12:27.557
12	1:37.436	+2.347	16:14:04.993
(27) Martin Giffen			
1	2:19.966	+43.640	15:56:06.061
2	1:47.051	+10.725	15:57:53.112
3	1:38.317	+1.991	15:59:31.429
4	1:39.715	+3.389	16:01:11.144
5	1:39.464	+3.138	16:02:50.608
6	1:38.373	+2.047	16:04:28.981
7	1:36.817	+0.491	16:06:05.798
8	1:36.326	-	16:07:42.124
9	1:37.713	+1.387	16:09:19.837
10	1:36.885	+0.559	16:10:56.722
11	1:36.362	+0.036	16:12:33.084
12	1:39.616	+3.290	16:14:12.700
(761) Scott Arthur			
1	2:17.222	+41.135	15:56:07.195
2	1:46.664	+10.577	15:57:53.859
3	1:39.842	+3.755	15:59:33.701
4	1:39.445	+3.358	16:01:13.146
5	1:37.792	+1.705	16:02:50.938
6	1:38.558	+2.471	16:04:29.496
7	1:36.972	+0.885	16:06:06.468
8	1:36.400	+0.313	16:07:42.868
9	1:37.596	+1.509	16:09:20.464
10	1:37.596	+1.509	16:10:58.060
11	1:36.087	-	16:12:34.147
12	1:39.782	+3.695	16:14:13.929
(72) Randy Mainwood			
1	2:19.445	+42.827	15:56:06.493
2	1:41.582	+4.964	15:57:48.075
3	1:39.950	+3.332	15:59:28.025
4	1:37.680	+1.062	16:01:05.705
5	1:36.618	-	16:02:42.323
6	1:37.902	+1.284	16:04:20.225

Lap	Lap Tm	Diff	Time of Day
7	1:39.474	+2.856	16:05:59.699
8	1:38.594	+1.976	16:07:38.293
9	1:39.140	+2.522	16:09:17.433
10	1:45.524	+8.906	16:11:02.957
11	1:40.915	+4.297	16:12:43.872
12	1:40.690	+4.072	16:14:24.562
(5) Colin Hannah			
1	2:15.353	+39.256	15:56:08.272
2	1:52.863	+16.766	15:58:01.135
3	1:43.757	+7.660	15:59:44.892
4	1:39.280	+3.183	16:01:24.172
5	1:38.930	+2.833	16:03:03.102
6	1:38.734	+2.637	16:04:41.836
7	1:38.387	+2.290	16:06:20.223
8	1:38.292	+2.195	16:07:58.515
9	1:37.671	+1.574	16:09:36.186
10	1:36.097	-	16:11:12.283
11	1:37.054	+0.957	16:12:49.337
12	1:36.386	+0.289	16:14:25.723
(714) James Dallimore			
1	2:16.810	+38.606	15:56:07.396
2	1:50.533	+12.329	15:57:57.929
3	1:43.091	+4.887	15:59:41.020
4	1:40.339	+2.135	16:01:21.359
5	1:39.781	+1.577	16:03:01.140
6	1:38.204	-	16:04:39.344
7	1:50.336	+12.132	16:06:29.680
8	1:42.635	+4.431	16:08:12.315
9	1:40.046	+1.842	16:09:52.361
10	1:39.482	+1.278	16:11:31.843
11	1:39.171	+0.967	16:13:11.014
12	1:38.759	+0.555	16:14:49.773
(19) Al Ores			
1	2:16.078	+36.630	15:56:08.160
2	1:51.930	+12.482	15:58:00.090
3	2:08.319	+28.871	16:00:08.409
4	1:40.396	+0.948	16:01:48.805
5	1:42.571	+3.123	16:03:31.376
6	1:44.286	+4.838	16:05:15.662
7	1:39.914	+0.466	16:06:55.576
8	1:39.485	+0.037	16:08:35.061
9	1:39.448	-	16:10:14.509
10	1:39.794	+0.346	16:11:54.303
11	1:43.738	+4.290	16:13:38.041
(1) Ray Stec			
1	2:10.034	+39.285	15:56:10.502
2	1:46.631	+15.882	15:57:57.133
3	1:40.775	+10.026	15:59:37.908
p4	3:33.118	+2:02.369	16:03:11.026
5	1:40.820	+10.071	16:04:51.846
6	1:34.101	+3.352	16:06:25.947
7	1:32.185	+1.436	16:07:58.132
8	1:30.749	-	16:09:28.881
9	1:32.878	+2.129	16:11:01.759
10	1:32.137	+1.388	16:12:33.896
11	1:31.845	+1.096	16:14:05.741





Lap	Lap Tm	Diff	Time of Day
(51) Mark Boyle			
1	2:12.259	+26.102	15:56:09.248
2	1:54.807	+8.650	15:58:04.055
3	1:48.204	+2.047	15:59:52.259
4	1:47.999	+1.842	16:01:40.258
5	1:48.230	+2.073	16:03:28.488
6	1:50.067	+3.910	16:05:18.555
7	1:46.966	+0.809	16:07:05.521
8	1:47.214	+1.057	16:08:52.735
9	1:47.104	+0.947	16:10:39.839
10	1:46.157	-	16:12:25.996
11	1:47.866	+1.709	16:14:13.862

Lap	Lap Tm	Diff	Time of Day
(88) Steven C. Young			
1	2:15.134	+29.811	15:56:09.373
2	1:55.870	+10.547	15:58:05.243
3	1:48.651	+3.328	15:59:53.894
4	1:47.629	+2.306	16:01:41.523
5	1:49.191	+3.868	16:03:30.714
6	1:48.502	+3.179	16:05:19.216
7	1:47.383	+2.060	16:07:06.599
8	1:47.439	+2.116	16:08:54.038
9	1:48.755	+3.432	16:10:42.793
10	1:45.323	-	16:12:28.116
11	1:47.308	+1.985	16:14:15.424

Lap	Lap Tm	Diff	Time of Day
(338) Mark Belling			
1	2:21.098	+45.780	15:56:05.160
2	1:39.522	+4.204	15:57:44.682
3	1:53.906	+18.588	15:59:38.588
4	1:39.326	+4.008	16:01:17.914
5	1:58.044	+22.726	16:03:15.958
6	1:46.451	+11.133	16:05:02.409
7	4:31.403	+2:56.085	16:09:33.812
8	1:43.301	+7.983	16:11:17.113
9	1:35.473	+0.155	16:12:52.586
10	1:35.318	-	16:14:27.904

Lap	Lap Tm	Diff	Time of Day
-----	--------	------	-------------

Lap	Lap Tm	Diff	Time of Day
-----	--------	------	-------------



**LAST CHANCE WEEKEND
SCCBC
MISSION RACEWAY PARK
OFFICIAL RACE RESULTS**

**Sanction # CACC
Track Length: 2.12 Km.**

October 6 - 7, 2007

OW

POS	CAR	DRIVER	TOWN	MAKE	COLOUR	LAPS	O/A	CLUB	LICENSE	SPONSOR	FASTLAP
FF											
1	75	Rick Payne	Maple Ridge,BC	Crossle 35F	Brown/Yellow	13	2	SCCBC	ICSC	Payton Pools	1:21.827
2	3	Alan Long	Langley,BC	Swift DB1	Silver/Black	12	3	SCCBC	CACC	Phoenix Racing	1:33.353
3	89	Allan Cruikshank	Port Coquitlam,BC	Legrand MK21	Blue	12	4	SCCBC	CACC		1:31.113
4	91	Rob Isaac	Vancouver,BC	Citation FF	Silver/Blue	12	5	SCCBC	CACC	The Sora Group	1:29.748
5	27	Martin Giffen	Abbotsford,BC	Crossle 32F	White/Blue	12	7	SCCBC	CACC	www.bcpropertydeals.com, www.buyers4cars.com	1:36.326
6	72	Randy Mainwood	Vancouver,BC	Citation	Black	12	9	SCCBC	CACC	GT Racing	1:36.618
7	51	Mark Boyle	Delta,BC	Hawke 72	Blue	11	14	SCCBC	CACC		1:46.157
DNS	15	Kyle Oberndorf	Surrey,BC	Crossle 32F	Green	0	DNS	SCCBC	ICSC	Pacific Coast Marine Windshields, MJO Consulting	---
DNS	18	Michael Lensen	Surrey,BC	Van Diemen	Red	0	DNS	SCCBC	ICSC	NuFloors, Voltech, Adv Spa Tech	---
DNS	31	Bob Williams	Delta,BC	Reynard	White/Red	0	DNS	SCCBC	CACC	Snap-On Tools, Interstate Batteries, Shadbolt Cams	---
DNS	33	John Alveras	Vancouver,BC	Euroswift SC93F	Blue/Black	0	DNS	SCCBC	CACC	Richmond Country Tireland, Fairview Auto	---
DNS	57	Tim Pickstone	SaltSpring Island,BC	Crossle 16-F	Blue/White	0	DNS	VRCBC	CACC		---
DNS	98	Ira Holland	Langley,BC	Van Diemen	Yellow/Black	0	DNS	SCCBC	CACC	S.E.C. Sawmill Equipment Company, All Start Batterie	---
FL											
1	333	Nicholas Belling	Langley,BC	Stohr F1000	Black	13	1	SCCBC	ICSC	FastForwardMotorsports.com	1:23.610
2	62	Brad Smith	Surrey,BC	Swift SE3	Black	12	6	CSCC	ICSC	West Surrey Racing	1:35.089
3	714	James Dallimore	Tsawwassen,BC	Van Diemen	Prp/Yell/Pink	12	11	SCCBC	CACC	James Dallimore Project Management	1:38.204
4	338	Mark Belling	Langley,BC	Van Diemen	Black/Orange	10	16	SCCBC	ICSC	FastForwardMotorsports.com	1:35.318
DNS	32	Pam Williams	Delta,BC	Van Diemen	Purple	0	DNS	SCCBC	CACC	Snap-On Tools, Interstate Batteries, Shadbolt Cams	---
DNS	44	Tim Brausse	Scotch Creek,BC	Reynard F2000	Blue	0	DNS	SCCBC	CACC	Scotch Creek Super Valu/Esso, Jimco Towing	---
FV											
1	761	Scott Arthur	Mission,BC	Campbell FV	Silver/Blue	12	8	SCCBC	CACC		1:36.087
2	5	Colin Hannah	Port Coquitlam,BC	Mysterian FV	Blue/Orange	12	10	SCCBC	CACC	Fraserview Fabrication & Machine, McLaren-Clark & C	1:36.097
3	19	Al Ores	Burnaby,BC	Caldwell D13	Red/White	11	12	SCCBC	CACC	Bert's Automotive Ltd, IWE Rear Ends Only	1:39.448
4	88	Steven C. Young	Lopez Island,WA	Mysterian	Blue	11	15	SCCBC	ICSC		1:45.323
DNS	14	Don Lines	Delta,BC	RDC FV	Yellow	0	DNS	SCCBC	CACC	RDC Welding	---
DNS	43	Lawrence Green	Oliver,BC	Kelly F-Vee	White/Blue	0	DNS	SCCBC	CACC		---
SR											
1	1	Ray Stec	Pitt Meadows,BC	Royale RP37	Red	11	13	SCCBC	CACC	RS Racing	1:30.749
DNS	721	Bob Styan	W.Vancouver,BC	SureSports SR	Wht/Blu/Red/Bl	0	DNS	SCCBC	CACC	Nitrolube	---

TOTAL IN GROUP= 27

COMMENTS: **Open Wheel Race #2 Sunday
Car 75 - no transponder**



[Handwritten Signature]

STEWARD: _____

October 7, 2007 4:17:36 PM

TIMING & SCORING: _____