



Lap	Lap Tm	Diff	Time of Day
<b>(37) J.Cartwright R.O'Connor</b>			
1	1:43.976	+8.061	10:38:16.602
2	1:42.620	+6.705	10:39:59.222
3	1:41.256	+5.341	10:41:40.478
4	1:35.915	-	10:43:16.393
5	1:37.940	+2.025	10:44:54.333
6	1:36.753	+0.838	10:46:31.086
7	1:38.436	+2.521	10:48:09.522
8	1:48.323	+12.408	10:49:57.845
9	1:38.045	+2.130	10:51:35.890
<b>(118) Larry Bell</b>			
1	1:50.579	+14.076	10:38:36.163
2	1:43.132	+6.629	10:40:19.295
3	1:38.033	+1.530	10:41:57.328
4	1:41.841	+5.338	10:43:39.169
p5	2:47.255	+1:10.752	10:46:26.424
6	1:45.098	+8.595	10:48:11.522
7	1:39.737	+3.234	10:49:51.259
8	1:36.503	-	10:51:27.762
<b>(134) Darrin Gilmore</b>			
1	1:51.095	+13.439	10:38:15.473
2	1:40.862	+3.206	10:39:56.335
3	1:37.739	+0.083	10:41:34.074
4	1:37.656	-	10:43:11.730
5	1:44.845	+7.189	10:44:56.575
p6	3:15.717	+1:38.061	10:48:12.292
7	1:48.515	+10.859	10:50:00.807
<b>(23) L.Redavid F.Redavid</b>			
1	1:50.265	+12.291	10:38:15.930
2	1:42.839	+4.865	10:39:58.769
3	1:42.168	+4.194	10:41:40.937
4	1:39.625	+1.651	10:43:20.562
5	1:38.565	+0.591	10:44:59.127
6	1:40.908	+2.934	10:46:40.035
7	1:38.598	+0.624	10:48:18.633
8	1:37.974	-	10:49:56.607
9	1:38.101	+0.127	10:51:34.708
<b>(77) Arvid Isaak</b>			
1	1:52.138	+14.065	10:38:43.314
2	1:41.518	+3.445	10:40:24.832
3	1:42.614	+4.541	10:42:07.446
4	1:40.409	+2.336	10:43:47.855
5	1:38.073	-	10:45:25.928
6	1:39.000	+0.927	10:47:04.928
<b>(1) R.Stec R.Stec</b>			
1	1:52.768	+13.794	10:39:12.054
2	1:41.425	+2.451	10:40:53.479
3	1:40.890	+1.916	10:42:34.369
4	1:41.114	+2.140	10:44:15.483
5	1:41.774	+2.800	10:45:57.257
6	1:43.727	+4.753	10:47:40.984
7	1:39.873	+0.899	10:49:20.857
8	1:38.974	-	10:50:59.831
<b>(68) John Chu</b>			

Lap	Lap Tm	Diff	Time of Day
1	1:51.608	+10.180	10:38:50.995
2	1:50.597	+9.169	10:40:41.592
3	1:42.754	+1.326	10:42:24.346
4	1:41.428	-	10:44:05.774
5	1:42.983	+1.555	10:45:48.757
6	1:41.858	+0.430	10:47:30.615
7	1:42.151	+0.723	10:49:12.766
8	1:44.034	+2.606	10:50:56.800
<b>(41) Andy Merakian</b>			
1	1:53.868	+12.397	10:38:43.034
2	1:46.989	+5.518	10:40:30.023
3	1:44.434	+2.963	10:42:14.457
4	1:44.259	+2.788	10:43:58.716
5	1:43.316	+1.845	10:45:42.032
6	1:42.700	+1.229	10:47:24.732
7	1:41.719	+0.248	10:49:06.451
8	1:41.471	-	10:50:47.922
<b>(055) S.Paquette A.Haglund</b>			
1	2:08.854	+27.160	10:45:56.123
2	1:50.099	+8.405	10:47:46.222
3	1:43.997	+2.303	10:49:30.219
4	1:41.694	-	10:51:11.913
<b>(06) JP Skinner P.Weeton</b>			
1	1:55.543	+12.692	10:38:51.989
2	1:43.972	+1.121	10:40:35.961
3	1:42.851	-	10:42:18.812
p4	2:25.147	+42.296	10:44:43.959
5	1:46.414	+3.563	10:46:30.373
6	1:43.956	+1.105	10:48:14.329
<b>(00) J.Grace S.Grace</b>			
1	1:57.229	+13.605	10:38:34.939
2	1:48.281	+4.657	10:40:23.220
3	1:46.163	+2.539	10:42:09.383
4	1:45.450	+1.826	10:43:54.833
5	1:45.648	+2.024	10:45:40.481
6	1:47.106	+3.482	10:47:27.587
7	1:43.685	+0.061	10:49:11.272
8	1:43.624	-	10:50:54.896

Lap	Lap Tm	Diff	Time of Day
-----	--------	------	-------------



Last Chance Weekend

WSC

Mission Raceway Park 2.120 Km

WSC Qualify 1

06/10/2007 02:05 PM

Qualify

Lap	Lap Tm	Diff	Time of Day
<b>(134) Darrin Gilmore</b>			
1	1:41.440	+10.346	14:16:37.600
2	1:33.376	+2.282	14:18:10.976
3	1:32.246	+1.152	14:19:43.222
4	1:31.094	-	14:21:14.316
5	1:32.030	+0.936	14:22:46.346
6	1:31.976	+0.882	14:24:18.322
7	1:31.766	+0.672	14:25:50.088
8	1:33.684	+2.590	14:27:23.772
9	1:31.801	+0.707	14:28:55.573

Lap	Lap Tm	Diff	Time of Day
<b>(055) S.Paquette A.Haglund</b>			
1	1:47.603	+15.983	14:17:07.835
2	1:36.588	+4.968	14:18:44.423
3	1:34.764	+3.144	14:20:19.187
4	1:35.205	+3.585	14:21:54.392
5	1:33.325	+1.705	14:23:27.717
6	1:31.861	+0.241	14:24:59.578
7	1:31.620	-	14:26:31.198
8	1:34.146	+2.526	14:28:05.344
9	1:35.217	+3.597	14:29:40.561

Lap	Lap Tm	Diff	Time of Day
<b>(1) R.Stec R.Stec</b>			
1	1:50.890	+18.656	14:18:34.815
2	1:35.410	+3.176	14:20:10.225
3	1:32.683	+0.449	14:21:42.908
4	1:35.018	+2.784	14:23:17.926
5	1:37.597	+5.363	14:24:55.523
6	1:32.820	+0.586	14:26:28.343
7	1:35.802	+3.568	14:28:04.145
8	1:32.234	-	14:29:36.379

Lap	Lap Tm	Diff	Time of Day
<b>(07) Jordan Isaak</b>			
1	1:53.812	+21.375	14:17:33.008
2	1:34.473	+2.036	14:19:07.481
3	1:34.132	+1.695	14:20:41.613
4	1:34.694	+2.257	14:22:16.307
5	1:34.490	+2.053	14:23:50.797
6	1:33.236	+0.799	14:25:24.033
7	1:33.202	+0.765	14:26:57.235
8	1:34.582	+2.145	14:28:31.817
9	1:32.437	-	14:30:04.254

Lap	Lap Tm	Diff	Time of Day
<b>(23) L.Redavid F.Redavid</b>			
1	1:44.162	+10.198	14:16:55.120
2	1:36.951	+2.987	14:18:32.071
3	1:35.538	+1.574	14:20:07.609
4	1:33.964	-	14:21:41.573
5	1:36.006	+2.042	14:23:17.579
6	1:35.521	+1.557	14:24:53.100
7	1:34.249	+0.285	14:26:27.349
8	1:36.433	+2.469	14:28:03.782
9	1:35.770	+1.806	14:29:39.552

Lap	Lap Tm	Diff	Time of Day
<b>(37) J.Cartwright R.O'Connor</b>			
1	1:40.859	+6.756	14:16:45.783
2	1:35.183	+1.080	14:18:20.966
3	1:34.897	+0.794	14:19:55.863
4	1:34.537	+0.434	14:21:30.400
5	1:34.638	+0.535	14:23:05.038

Lap	Lap Tm	Diff	Time of Day
6	1:34.428	+0.325	14:24:39.466
7	1:34.551	+0.448	14:26:14.017
8	1:34.103	-	14:27:48.120
9	1:35.428	+1.325	14:29:23.548

Lap	Lap Tm	Diff	Time of Day
<b>(06) JP Skinner P.Weedon</b>			
1	1:51.364	+16.058	14:18:03.378
2	1:39.782	+4.476	14:19:43.160
3	1:36.464	+1.158	14:21:19.624
4	1:35.967	+0.661	14:22:55.591
5	1:35.601	+0.295	14:24:31.192
6	1:36.209	+0.903	14:26:07.401
7	1:36.635	+1.329	14:27:44.036
8	1:35.306	-	14:29:19.342

Lap	Lap Tm	Diff	Time of Day
<b>(118) Larry Bell</b>			
1	1:42.009	+6.674	14:16:50.279
2	1:38.238	+2.903	14:18:28.517
3	1:35.335	-	14:20:03.852
4	1:35.959	+0.624	14:21:39.811
5	1:36.957	+1.622	14:23:16.768
6	2:55.537	+1:20.202	14:26:12.305
7	1:42.101	+6.766	14:27:54.406
8	1:35.586	+0.251	14:29:29.992

Lap	Lap Tm	Diff	Time of Day
<b>(77) Arvid Isaak</b>			
1	1:45.975	+10.502	14:17:02.982
2	1:37.897	+2.424	14:18:40.879
3	1:36.045	+0.572	14:20:16.924
4	1:36.682	+1.209	14:21:53.606
5	1:36.176	+0.703	14:23:29.782
6	1:36.125	+0.652	14:25:05.907
7	1:35.904	+0.431	14:26:41.811
8	1:35.473	-	14:28:17.284
9	1:35.955	+0.482	14:29:53.239

Lap	Lap Tm	Diff	Time of Day
<b>(68) John Chu</b>			
1	1:48.349	+10.534	14:17:18.404
2	1:40.944	+3.129	14:18:59.348
3	1:38.670	+0.855	14:20:38.018
4	1:37.815	-	14:22:15.833
5	1:39.219	+1.404	14:23:55.052
6	1:38.393	+0.578	14:25:33.445
7	1:38.555	+0.740	14:27:12.000
8	1:38.455	+0.640	14:28:50.455

Lap	Lap Tm	Diff	Time of Day
<b>(41) Andy Merakian</b>			
1	1:50.471	+11.878	14:16:56.861
2	1:40.307	+1.714	14:18:37.168
3	1:39.464	+0.871	14:20:16.632
4	1:41.160	+2.567	14:21:57.792
5	1:39.396	+0.803	14:23:37.188
6	1:38.593	-	14:25:15.781
7	1:38.645	+0.052	14:26:54.426
8	1:39.079	+0.486	14:28:33.505
9	1:39.119	+0.526	14:30:12.624

Lap	Lap Tm	Diff	Time of Day
<b>(00) J.Grace S.Grace</b>			
1	1:53.634	+13.541	14:17:17.320
2	1:44.231	+4.138	14:19:01.551
3	1:40.093	-	14:20:41.644




**LAST CHANCE WEEKEND  
SCCBC**

**Sanction # CACC  
Track Length: 2.12 Km.**

**MISSION RACEWAY PARK  
OFFICIAL QUALIFYING RESULTS**

**October 6 - 7, 2007**

**WSC**

POS	CAR	DRIVER	TOWN	MAKE	COLOUR	CLASS	CLUB	LICENSE	SPONSOR	2nd Best Tim	Best Time
1	134	Darrin Gilmore	Sardis,BC	Porsche 928	Silver	P2	SCCBC	ICSCC	Lordco, Ken's Tire & Wheel, Trans Canada Waterslides	1:31.766	1:31.094
2	05S	S.Paquette A.Haglund	N.Vancouver,BC	Porsche	Red/Black	P1	SCCBC	CACC	MB Euromotors, Fairview Automotive	1:31.861	1:31.620
3	1	R.Stec R.Stec	Pitt Meadows,BC	Royale RP37	Red	P1	SCCBC	CACC	RS Racing	1:32.683	1:32.234
4	07	Jordan Isaak	Abbotsford,BC	Honda CRX Si	Black	P4	SCCBC	CACC	A&L Auto Sales, Curtis Custom Wheels	1:33.202	1:32.437
5	23	L.Redavid F.Redavid	Vancouver,BC	Mazda RX7	Red/Wht/Grn	P2	SCCBC	CACC	Krangle Auto, Staff Auto, Endz Hair Studio	1:34.249	1:33.964
6	37	J.Cartwright R.O'Connor	New West/Vanc,B	Honda Civic	Blue	P3	SCCBC	CACC	False Creek Management, BC Children's Hospital Found	1:34.428	1:34.103
7	06	JP Sknner P.Weedon	Aldergrove/PG,B	Honda CRX	Silver/Blue	P3	SCCBC	CACC/I	The AD Works, K&G Auto, JPS Performance, Ace Alderg	1:35.601	1:35.306
8	118	Larry Bell	Abbotsford,BC	Pontiac Trans A	Silver	P3	SCCBC	CACC	BCIT School of Transportation, Murray Pontiac, Apple A	1:35.586	1:35.335
9	77	Arvid Isaak	Abbotsford,BC	Honda CRX	Black	P4	SCCBC	CACC	A&L Auto Sales Ltd., Mountain West Holdings Inc.	1:35.904	1:35.473
10	68	John Chu	Vancouver,BC	Honda Civic	Black	P3	SCCBC	CACC	DC Motorworks	1:38.393	1:37.815
11	41	Andy Merakian	Port Moody,BC	Porsche 944	Red	P4	SCCBC	CACC	Blue Ocean Construction	1:38.645	1:38.593
12	00	J.Grace S.Grace	Abbotsford,BC	Dodge Neon	White	P4	SCCBC	CACC	TPMS.ca, Bell Helmets	1:40.483	1:40.093
13	7	David Saville Peck	Chemainus,BC	Caterham Supe	Green/Yellow	P1	SCCBC	CACC	Super 7 Cars Inc, Ennerdale Engineering	---	---
14	74	Peter Weedon	Prince George,BC	Firebird	Red/Blue	P1	SCCBC	CACC	Kool Coat	---	---
15	721	Bob Styán	W.Vancouver,BC	SureSports SR	Wht/Blu/Red/BP2	P2	SCCBC	CACC	Nitrolube	---	---
16	90	Keith Robinson	Langley,BC	Honda Civic	Black/Red	P4	SCCBC	CACC	K&G Auto Recycling	---	---

COMMENTS: **WSC Saturday Qualifying**

STEWARD: \_\_\_\_\_

**06/10/2007 2:32:16 PM**

TIMING & SCORING: \_\_\_\_\_

Last Chance Weekend

WSC

Mission Raceway Park 2.120 Km

WSC Qualify 2

07/10/2007 10:30 AM

Qualify

Lap	Lap Tm	Diff	Time of Day
<b>(134) Darrin Gilmore</b>			
1	1:43.172	+13.191	10:37:32.546
2	1:33.403	+3.422	10:39:05.949
3	1:32.900	+2.919	10:40:38.849
4	1:31.239	+1.258	10:42:10.088
5	1:31.154	+1.173	10:43:41.242
6	1:31.741	+1.760	10:45:12.983
7	1:31.321	+1.340	10:46:44.304
8	1:29.981	-	10:48:14.285
9	1:29.988	+0.007	10:49:44.273
<b>(1) R.Stec. R.Stec.</b>			
1	1:39.783	+7.916	10:38:07.219
2	1:35.283	+3.416	10:39:42.502
3	1:31.867	-	10:41:14.369
4	1:33.631	+1.764	10:42:48.000
<b>(721) Bob Slyan</b>			
1	1:42.887	+10.595	10:37:41.317
2	1:35.312	+3.020	10:39:16.629
3	1:34.190	+1.898	10:40:50.819
4	1:34.072	+1.780	10:42:24.891
5	1:34.063	+1.771	10:43:58.954
6	1:37.376	+5.084	10:45:36.330
p7	1:52.797	+20.505	10:47:29.127
8	1:37.259	+4.967	10:49:06.386
9	1:32.292	-	10:50:38.678
<b>(23) L.Redavid F.Redavid</b>			
1	1:43.018	+10.246	10:38:01.615
2	1:35.854	+3.082	10:39:37.469
3	1:36.559	+3.787	10:41:14.028
4	1:37.203	+4.431	10:42:51.231
5	1:38.110	+5.338	10:44:29.341
6	1:37.475	+4.703	10:46:06.816
7	1:35.075	+2.303	10:47:41.891
8	1:33.828	+1.056	10:49:15.719
9	1:32.772	-	10:50:48.491
<b>(07) Jordan Isaak</b>			
1	1:46.162	+12.912	10:38:22.370
2	1:35.215	+1.965	10:39:57.585
3	1:33.984	+0.734	10:41:31.569
4	1:33.728	+0.478	10:43:05.297
5	1:33.250	-	10:44:38.547
6	1:33.908	+0.658	10:46:12.455
<b>(77) Arvid Isaak</b>			
1	1:49.981	+15.858	10:37:43.160
2	1:34.934	+0.811	10:39:18.094
3	1:34.206	+0.083	10:40:52.300
4	1:34.433	+0.310	10:42:26.733
5	1:34.123	-	10:44:00.856
6	1:34.738	+0.615	10:45:35.594
7	1:34.858	+0.735	10:47:10.452
8	1:34.492	+0.369	10:48:44.944
9	1:35.096	+0.973	10:50:20.040
<b>(06) JP Skinner P.Weedon</b>			
1	1:43.776	+9.545	10:37:45.271

Lap	Lap Tm	Diff	Time of Day
2	1:35.185	+0.954	10:39:20.456
3	1:34.541	+0.310	10:40:54.997
4	1:37.927	+3.696	10:42:32.924
5	1:34.231	-	10:44:07.155
p6	1:55.548	+21.317	10:46:02.703
7	1:49.332	+15.101	10:47:52.035
<b>(118) Larry Bell</b>			
1	1:44.247	+8.391	10:37:31.627
2	1:40.036	+4.180	10:39:11.663
p3	4:11.919	+2:36.063	10:43:23.582
4	1:42.986	+7.130	10:45:06.568
5	1:36.953	+1.097	10:46:43.521
6	1:35.856	-	10:48:19.377
7	1:35.866	+0.010	10:49:55.243
<b>(90) Keith Robinson</b>			
1	1:43.293	+5.971	10:37:53.164
2	1:38.591	+1.269	10:39:31.755
3	1:37.869	+0.547	10:41:09.624
4	1:38.820	+1.498	10:42:48.444
5	1:39.839	+2.517	10:44:28.283
6	1:38.559	+1.237	10:46:06.842
7	1:37.322	-	10:47:44.164
<b>(68) John Chu</b>			
1	1:48.785	+11.270	10:38:04.386
2	1:38.594	+1.079	10:39:42.980
3	1:37.898	+0.383	10:41:20.878
4	1:37.542	+0.027	10:42:58.420
5	1:37.515	-	10:44:35.935
6	1:37.793	+0.278	10:46:13.728
<b>(41) Andy Merakian</b>			
1	1:48.065	+10.117	10:37:52.943
2	1:37.948	-	10:39:30.891
3	1:38.545	+0.597	10:41:09.436
4	1:38.653	+0.705	10:42:48.089
5	1:40.026	+2.078	10:44:28.115
6	1:38.487	+0.539	10:46:06.602
7	1:39.842	+1.894	10:47:46.444
8	1:38.011	+0.063	10:49:24.455
9	1:39.695	+1.747	10:51:04.150
<b>(00) J.Grace S.Grace</b>			
1	1:49.020	+9.627	10:37:45.381
2	1:39.593	+0.200	10:39:24.974
3	1:41.794	+2.401	10:41:06.768
4	1:39.561	+0.168	10:42:46.329
5	1:43.086	+3.693	10:44:29.415
6	1:40.149	+0.756	10:46:09.564
7	1:40.384	+0.991	10:47:49.948
8	1:39.393	-	10:49:29.341

Lap	Lap Tm	Diff	Time of Day
-----	--------	------	-------------



**LAST CHANCE WEEKEND  
SCCBC  
MISSION RACEWAY PARK  
COMBINED QUALIFYING RESULTS**

**Sanction #**      **CACC**  
**Track Length:**      **2.12 Km.**  
**October 6 - 7, 2007**

**WSC**

POS	CAR	DRIVER	TOWN	MAKE	COLOUR	CLASS	CLUB	LICENSE	SPONSOR	2nd BEST	BEST TM
1	134	Darrin Gilmore	Sardis,BC	Porsche 928	Silver	P2	SCCB	ICSCC	Lordco, Ken's Tire & Wheel, Trans Canada Watersl	1:29.988	1:29.981
2	05S	S.Paquette A.Haglund	N.Vancouver,BC	Porsche	Red/Black	P1	SCCB	CACC	MB Euromotors, Fairview Automotive	1:31.861	1:31.620
3	1	R.Stec R.Stec	Pitt Meadows,BC	Royale RP37	Red	P1	SCCB	CACC	RS Racing	1:32.683	1:31.867
4	721	Bob Styan	W.Vancouver,BC	SureSports SR	Wht/Blu/Re	P2	SCCB	CACC	Nitrolube	1:34.063	1:32.292
5	07	Jordan Isaak	Abbotsford,BC	Honda CRX Si	Black	P4	SCCB	CACC	A&L Auto Sales, Curtiss Custom Wheels	1:33.202	1:32.437
6	23	L.Redavid F.Redavid	Vancouver,BC	Mazda RX7	Red/Wht/G	P2	SCCB	CACC	Krangle Auto, Staff Auto, Endz Hair Studio	1:33.828	1:32.772
7	37	J.Cartwright R.O'Conno	New West/Vanc,BC	Honda Civic	Blue	P3	SCCB	CACC	False Creek Management, BC Children's Hospital	1:34.428	1:34.103
8	77	Arvid Isaak	Abbotsford,BC	Honda CRX	Black	P4	SCCB	CACC	A&L Auto Sales Ltd., Mountain West Holdings Inc.	1:34.206	1:34.123
9	06	JP Sknner P.Weedon	Aldergrove/PG,BC	Honda CRX	Silver/Blue	P3	SCCB	CC/ICSCC	The AD Works, K&G Auto, JPS Performance, Ace A	1:34.541	1:34.231
10	118	Larry Bell	Abbotsford,BC	Pontiac Trans A	Silver	P3	SCCB	CACC	BCIT School of Transportation, Murray Pontiac, Ap	1:35.586	1:35.335
11	90	Keith Robinson	Langley,BC	Honda Civic	Black/Red	P4	SCCB	CACC	K&G Auto Recycling	1:37.869	1:37.322
12	68	John Chu	Vancouver,BC	Honda Civic	Black	P3	SCCB	CACC	DC Motorworks	1:37.542	1:37.515
13	41	Andy Merakian	Port Moody,BC	Porsche 944	Red	P4	SCCB	CACC	Blue Ocean Construction	1:38.011	1:37.948
14	00	J.Grace S.Grace	Abbotsford,BC	Dodge Neon	White	P4	SCCB	CACC	TPMS.ca, Bell Helmets	1:39.561	1:39.393
15	7	David Saville Peck	Chemainus,BC	Caterham Supe	Green/Yell	P1	SCCB	CACC	Super 7 Cars Inc, Ennerdale Engineering	---	---
16	74	Peter Weedon	Prince George,BC	Firebird	Red/Blue	P1	SCCB	CACC	Kool Coat	---	---

COMMENTS: **WSC Combined Qualifying Sunday**



*[Handwritten Signature]*

STEWARD: \_\_\_\_\_

07/10/2007 10:56:34 AM

TIMING & SCORING. \_\_\_\_\_

Last Chance Weekend


WSC

WSC Race

Race

Mission Raceway Park 2.120 Km

07/10/2007 01:15 PM



Lap	Lap Tm	Diff	Time of Day
<b>(721) Bob Slyan</b>			
1	2:23.319	+49.466	13:40:29.352
2	1:41.266	+7.413	13:42:10.618
3	1:38.139	+4.286	13:43:48.757
4	1:34.791	+0.938	13:45:23.548
5	1:34.708	+0.855	13:46:58.256
6	1:33.853	-	13:48:32.109
7	1:33.921	+0.068	13:50:06.030
8	1:34.820	+0.967	13:51:40.850
9	1:34.515	+0.662	13:53:15.365
10	1:34.924	+1.071	13:54:50.289
11	1:34.884	+1.031	13:56:25.173
12	1:35.437	+1.584	13:58:00.610
13	1:34.326	+0.473	13:59:34.936
14	1:34.620	+0.767	14:01:09.556
15	1:35.399	+1.546	14:02:44.955
p16	2:57.216	+1:23.363	14:05:42.171
17	1:39.326	+5.473	14:07:21.497
18	1:36.828	+2.975	14:08:58.325
19	1:36.609	+2.756	14:10:34.934
20	1:36.318	+2.465	14:12:11.252
21	1:35.217	+1.364	14:13:46.469
22	1:36.073	+2.220	14:15:22.542
23	1:34.227	+0.374	14:16:56.769
24	1:36.844	+2.991	14:18:33.613
25	1:34.849	+0.996	14:20:08.462
26	1:34.873	+1.020	14:21:43.335
27	1:35.768	+1.915	14:23:19.103
28	1:35.400	+1.547	14:24:54.503
29	1:37.030	+3.177	14:26:31.533
30	1:37.398	+3.545	14:28:08.931
31	1:37.880	+4.027	14:29:46.811
32	1:36.849	+2.996	14:31:23.660
33	1:37.480	+3.627	14:33:01.140
34	1:37.736	+3.883	14:34:38.876
35	1:38.394	+4.541	14:36:17.270
36	1:38.552	+4.699	14:37:55.822

<b>(07) Jordan Isaak</b>			
1	2:23.169	+47.828	13:40:30.004
2	1:41.917	+6.576	13:42:11.921
3	1:39.802	+4.461	13:43:51.723
4	1:38.825	+3.484	13:45:30.548
5	1:37.587	+2.246	13:47:08.135
6	1:37.203	+1.862	13:48:45.338
7	1:37.292	+1.951	13:50:22.630
8	1:37.438	+2.097	13:52:00.068
9	1:37.191	+1.850	13:53:37.259
10	1:36.429	+1.088	13:55:13.688
11	1:36.457	+1.116	13:56:50.145
12	1:35.864	+0.523	13:58:26.009
13	1:35.901	+0.560	14:00:01.910
14	1:36.327	+0.986	14:01:38.237
p15	2:58.574	+1:23.233	14:04:36.811
16	1:41.065	+5.724	14:06:17.876
17	1:38.915	+3.574	14:07:56.791
18	1:38.921	+3.580	14:09:35.712
19	1:38.134	+2.793	14:11:13.846
20	1:37.078	+1.737	14:12:50.924
21	1:36.154	+0.813	14:14:27.078

22	1:36.241	+0.900	14:16:03.319
23	1:36.156	+0.815	14:17:39.475
24	1:36.190	+0.849	14:19:15.665
25	1:35.639	+0.298	14:20:51.304
26	1:35.843	+0.502	14:22:27.147
27	1:36.198	+0.857	14:24:03.345
28	1:37.042	+1.701	14:25:40.387
29	1:35.433	+0.092	14:27:15.820
30	1:35.829	+0.488	14:28:51.649
31	1:35.517	+0.176	14:30:27.166
32	1:35.539	+0.198	14:32:02.705
33	1:35.413	+0.072	14:33:38.118
34	1:35.690	+0.349	14:35:13.808
35	1:35.341	-	14:36:49.149
36	1:38.667	+3.326	14:38:27.816

<b>(90) Keith Robinson</b>			
1	2:20.572	+45.068	13:40:31.371
2	1:47.978	+12.474	13:42:19.349
3	1:42.121	+6.617	13:44:01.470
4	1:39.751	+4.247	13:45:41.221
5	1:37.557	+2.053	13:47:18.778
6	1:36.370	+0.866	13:48:55.148
7	1:37.508	+2.004	13:50:32.656
8	1:37.183	+1.679	13:52:09.839
9	1:37.394	+1.890	13:53:47.233
10	1:37.569	+2.065	13:55:24.802
11	1:35.805	+0.301	13:57:00.607
p12	2:53.039	+1:17.535	13:59:53.646
13	1:40.209	+4.705	14:01:33.855
14	1:40.203	+4.699	14:03:14.058
15	1:36.564	+1.060	14:04:50.622
16	1:36.088	+0.584	14:06:26.710
17	1:36.641	+1.137	14:08:03.351
18	1:37.068	+1.564	14:09:40.419
19	1:36.233	+0.729	14:11:16.652
20	1:36.723	+1.219	14:12:53.375
21	1:36.045	+0.541	14:14:29.420
22	1:36.152	+0.648	14:16:05.572
23	1:36.584	+1.080	14:17:42.156
24	1:36.321	+0.817	14:19:18.477
25	1:35.989	+0.485	14:20:54.466
26	1:36.021	+0.517	14:22:30.487
27	1:35.504	-	14:24:05.991
28	1:39.777	+4.273	14:25:45.768
29	1:37.646	+2.142	14:27:23.414
30	1:36.121	+0.617	14:28:59.535
31	1:36.189	+0.685	14:30:35.724
32	1:36.623	+1.119	14:32:12.347
33	1:35.957	+0.453	14:33:48.304
34	1:36.860	+1.356	14:35:25.164
35	1:36.161	+0.657	14:37:01.325
36	1:35.519	+0.015	14:38:36.844

<b>(118) Larry Bell</b>			
1	2:21.833	+46.356	13:40:31.439
2	1:46.977	+11.500	13:42:18.416
3	1:43.632	+8.155	13:44:02.048
4	1:41.162	+5.685	13:45:43.210
5	1:40.584	+5.107	13:47:23.794
6	1:39.359	+3.882	13:49:03.153

7	1:39.265	+3.788	13:50:42.418
8	1:38.357	+2.880	13:52:20.775
9	1:38.561	+3.084	13:53:59.336
10	1:36.623	+1.146	13:55:35.959
11	1:37.779	+2.302	13:57:13.738
12	1:37.200	+1.723	13:58:50.938
13	1:37.279	+1.802	14:00:28.217
14	1:36.402	+0.925	14:02:04.619
15	1:36.784	+1.307	14:03:41.403
16	1:35.588	+0.111	14:05:16.991
p17	2:55.498	+1:20.021	14:08:12.489
18	1:39.853	+4.376	14:09:52.342
19	1:38.267	+2.790	14:11:30.609
20	1:36.690	+1.213	14:13:07.299
21	1:36.660	+1.183	14:14:43.959
22	1:36.096	+0.619	14:16:20.055
23	1:35.920	+0.443	14:17:55.975
24	1:36.300	+0.823	14:19:32.275
25	1:36.883	+1.406	14:21:09.158
26	1:37.775	+2.298	14:22:46.933
27	1:36.416	+0.939	14:24:23.349
28	1:36.214	+0.737	14:25:59.563
29	1:36.729	+1.252	14:27:36.292
30	1:35.511	+0.034	14:29:11.803
31	1:36.469	+0.992	14:30:48.272
32	1:36.392	+0.915	14:32:24.664
33	1:37.153	+1.676	14:34:01.817
34	1:35.477	-	14:35:37.294
35	1:36.879	+1.402	14:37:14.173
36	1:36.297	+0.820	14:38:50.470

<b>(134) Darrin Gilmore</b>			
1	2:23.953	+47.486	13:40:29.192
2	1:40.626	+4.159	13:42:09.818
3	1:38.757	+2.290	13:43:48.575
4	1:38.071	+1.604	13:45:26.646
5	1:37.349	+0.882	13:47:03.995
6	1:37.507	+1.040	13:48:41.502
7	1:36.508	+0.041	13:50:18.010
8	1:37.035	+0.568	13:51:55.045
9	1:37.579	+1.112	13:53:32.624
10	1:36.735	+0.268	13:55:09.359
11	1:36.467	-	13:56:45.826
12	1:36.999	+0.532	13:58:22.825
13	1:37.204	+0.737	14:00:00.029
14	1:37.835	+1.368	14:01:37.864
15	1:40.961	+4.494	14:03:18.825
16	1:39.125	+2.658	14:04:57.950
17	1:40.835	+4.368	14:06:38.785
18	1:41.834	+5.367	14:08:20.619
19	1:41.958	+5.491	14:10:02.577
p20	3:04.493	+1:28.026	14:13:07.070
21	1:44.426	+7.959	14:14:51.476
22	1:40.712	+4.245	14:16:32.208
23	1:39.083	+2.616	14:18:11.291
24	1:39.460	+2.993	14:19:50.751
25	1:39.217	+2.750	14:21:29.968
26	1:38.943	+2.476	14:23:08.911
27	1:40.413	+3.946	14:24:49.324
28	1:40.254	+3.787	14:26:29.578
29	1:38.868	+2.401	14:28:08.446

Printed: 07/10/2007 02:40:04 PM

Licensed to: Sports Car Club of British Columbia

Chief of Timing & Scoring

Race Director



Orbits 2

www.amb-it.com

www.mylaps.com

Last Chance Weekend


WSC

WSC Race

Race

Mission Raceway Park 2.120 Km

07/10/2007 01:15 PM



Lap	Lap Tm	Diff	Time of Day
30	1:37.243	+0.776	14:29:45.689
31	1:37.233	+0.766	14:31:22.922
32	1:37.364	+0.897	14:33:00.286
33	1:37.283	+0.816	14:34:37.569
34	1:37.901	+1.434	14:36:15.470
35	1:37.541	+1.074	14:37:53.011
36	1:37.843	+1.376	14:39:30.854

(23) L.Redavid F.Redavid

Lap	Lap Tm	Diff	Time of Day
1	2:22.960	+46.161	13:40:29.897
2	1:43.721	+6.922	13:42:13.618
3	1:40.305	+3.506	13:43:53.923
4	1:39.900	+3.101	13:45:33.823
5	1:39.414	+2.615	13:47:13.237
6	1:38.419	+1.620	13:48:51.656
7	1:38.130	+1.331	13:50:29.786
8	1:39.152	+2.353	13:52:08.938
9	1:37.293	+0.494	13:53:46.231
10	1:38.899	+2.100	13:55:25.130
11	1:37.941	+1.142	13:57:03.071
12	1:36.885	+0.086	13:58:39.956
13	1:36.799	-	14:00:16.755
14	1:38.164	+1.365	14:01:54.919
15	1:37.786	+0.987	14:03:32.705
16	1:36.966	+0.167	14:05:09.671
p17	3:23.143	+1:46.344	14:08:32.814
18	1:45.797	+8.998	14:10:18.611
19	1:40.143	+3.344	14:11:58.754
20	1:38.792	+1.993	14:13:37.546
21	1:38.278	+1.479	14:15:15.824
22	1:37.811	+1.012	14:16:53.635
23	1:39.335	+2.536	14:18:32.970
24	1:39.282	+2.483	14:20:12.252
25	1:38.158	+1.359	14:21:50.410
26	1:38.262	+1.463	14:23:28.672
27	1:38.541	+1.742	14:25:07.213
28	1:38.182	+1.383	14:26:45.395
29	1:38.904	+2.105	14:28:24.299
30	1:38.456	+1.657	14:30:02.755
31	1:38.841	+2.042	14:31:41.596
32	1:39.417	+2.618	14:33:21.013
33	1:37.770	+0.971	14:34:58.783
34	1:38.287	+1.488	14:36:37.070
35	1:39.384	+2.585	14:38:16.454

(68) John Chu

Lap	Lap Tm	Diff	Time of Day
1	2:20.940	+41.023	13:40:31.935
2	1:48.831	+8.914	13:42:20.766
3	1:43.734	+3.817	13:44:04.500
4	1:42.750	+2.833	13:45:47.250
5	1:41.651	+1.734	13:47:28.901
6	1:40.986	+1.069	13:49:09.887
7	1:40.804	+0.887	13:50:50.691
8	1:41.250	+1.333	13:52:31.941
9	1:40.251	+0.334	13:54:12.192
10	1:40.906	+0.989	13:55:53.098
11	1:42.829	+2.912	13:57:35.927
12	1:42.168	+2.251	13:59:18.095
p13	3:12.258	+1:32.341	14:02:30.353
14	1:47.209	+7.292	14:04:17.562
15	1:41.013	+1.096	14:05:58.575

Lap	Lap Tm	Diff	Time of Day
16	1:41.013	+1.096	14:07:39.588
17	1:41.151	+1.234	14:09:20.739
18	1:41.439	+1.522	14:11:02.178
19	1:40.803	+0.886	14:12:42.981
20	1:40.498	+0.581	14:14:23.479
21	1:41.201	+1.284	14:16:04.680
22	1:39.917	-	14:17:44.597
23	1:41.287	+1.370	14:19:25.884
24	1:41.921	+2.004	14:21:07.805
25	1:41.448	+1.531	14:22:49.253
26	1:39.929	+0.012	14:24:29.182
27	1:41.061	+1.144	14:26:10.243
28	1:40.784	+0.867	14:27:51.027
29	1:41.156	+1.239	14:29:32.183
30	1:41.092	+1.175	14:31:13.275
31	1:41.561	+1.644	14:32:54.836
32	1:40.800	+0.883	14:34:35.636
33	1:44.866	+4.949	14:36:20.502
34	1:41.352	+1.435	14:38:01.854

(37) J.Cartwright R.O'Connor

Lap	Lap Tm	Diff	Time of Day
1	2:21.776	+44.616	13:40:30.549
2	1:43.923	+6.763	13:42:14.472
3	1:40.356	+3.196	13:43:54.828
4	1:39.513	+2.353	13:45:34.341
5	1:39.881	+2.721	13:47:14.222
6	1:38.171	+1.011	13:48:52.393
7	2:13.591	+36.431	13:51:05.984
8	1:37.232	+0.072	13:52:43.216
9	1:37.431	+0.271	13:54:20.647
10	1:37.160	-	13:55:57.807
11	1:38.648	+1.488	13:57:36.455
12	1:40.783	+3.623	13:59:17.238
13	1:38.704	+1.544	14:00:55.942
14	1:37.508	+0.348	14:02:33.450
p15	3:55.312	+2:18.152	14:06:28.762
16	1:49.085	+11.925	14:08:17.847
17	1:46.311	+9.151	14:10:04.158
18	1:44.795	+7.635	14:11:48.953
19	1:41.577	+4.417	14:13:30.530
20	1:40.973	+3.813	14:15:11.503
21	1:41.444	+4.284	14:16:52.947
22	1:43.969	+6.809	14:18:36.916
23	1:38.109	+0.949	14:20:15.025
24	1:37.602	+0.442	14:21:52.627
25	1:37.317	+0.157	14:23:29.944
26	1:39.846	+2.686	14:25:09.790
27	1:40.507	+3.347	14:26:50.297
28	1:37.421	+0.261	14:28:27.718
29	1:39.382	+2.222	14:30:07.100
30	1:39.395	+2.235	14:31:46.495
31	1:37.311	+0.151	14:33:23.806
32	1:37.517	+0.357	14:35:01.323
33	1:38.669	+1.509	14:36:39.992
34	1:39.390	+2.230	14:38:19.382

(77) Arvid Isaak

Lap	Lap Tm	Diff	Time of Day
1	2:21.808	+43.086	13:40:30.678
2	1:46.510	+7.788	13:42:17.188
3	1:43.344	+4.622	13:44:00.532
4	1:41.040	+2.318	13:45:41.572

Lap	Lap Tm	Diff	Time of Day
5	1:39.678	+0.956	13:47:21.250
6	1:39.917	+1.195	13:49:01.167
7	1:39.264	+0.542	13:50:40.431
8	1:39.295	+0.573	13:52:19.726
9	1:40.960	+2.238	13:54:00.686
10	1:50.393	+11.671	13:55:51.079
11	1:50.898	+12.176	13:57:41.977
12	1:39.796	+1.074	13:59:21.773
13	1:45.658	+6.936	14:01:07.431
14	1:52.593	+13.871	14:03:00.024
p15	2:58.744	+1:20.022	14:05:58.768
16	1:44.700	+5.978	14:07:43.468
p17	2:09.584	+30.862	14:09:53.052
18	1:47.689	+8.967	14:11:40.741
19	1:41.937	+3.215	14:13:22.678
20	1:41.319	+2.597	14:15:03.997
21	1:40.436	+1.714	14:16:44.433
22	1:40.642	+1.920	14:18:25.075
23	1:40.989	+2.267	14:20:06.064
24	1:42.051	+3.329	14:21:48.115
25	1:39.391	+0.669	14:23:27.506
26	1:41.782	+3.060	14:25:09.288
27	1:39.334	+0.612	14:26:48.622
28	1:38.722	-	14:28:27.344
29	1:41.217	+2.495	14:30:08.561
30	1:39.409	+0.687	14:31:47.970
31	1:40.047	+1.325	14:33:28.017
32	1:39.747	+1.025	14:35:07.764
33	1:40.150	+1.428	14:36:47.914
34	1:41.521	+2.799	14:38:29.435

(06) JP Skinner P.Weedon

Lap	Lap Tm	Diff	Time of Day
1	2:21.710	+41.790	13:40:31.153
2	1:48.632	+8.712	13:42:19.785
3	1:44.354	+4.434	13:44:04.139
4	1:41.452	+1.532	13:45:45.591
5	1:41.990	+2.070	13:47:27.581
6	1:41.146	+1.226	13:49:08.727
7	1:41.245	+1.325	13:50:49.972
8	1:40.687	+0.767	13:52:30.659
9	1:40.928	+1.008	13:54:11.587
10	1:40.924	+1.004	13:55:52.511
11	1:42.923	+3.003	13:57:35.434
12	1:42.032	+2.112	13:59:17.466
p13	3:30.279	+1:50.359	14:02:47.745
14	1:46.020	+6.100	14:04:33.765
15	1:41.398	+1.478	14:06:15.163
16	1:42.575	+2.655	14:07:57.738
17	1:43.297	+3.377	14:09:41.035
18	1:42.512	+2.592	14:11:23.547
19	1:44.198	+4.278	14:13:07.745
20	1:42.633	+2.713	14:14:50.378
21	1:44.548	+4.628	14:16:34.926
22	1:41.631	+1.711	14:18:16.557
23	1:41.422	+1.502	14:19:57.979
24	1:44.140	+4.220	14:21:42.119
25	1:43.480	+3.560	14:23:25.599
26	1:42.680	+2.760	14:25:08.279
27	1:44.265	+4.345	14:26:52.544
28	1:40.517	+0.597	14:28:33.061
29	1:40.963	+1.043	14:30:14.024


Printed: 07/10/2007 02:40:04 PM

Licensed to: Sports Car Club of British Columbia

Chief of Timing & Scoring  
Race Director



Orbits 2  
www.amb-it.com  
www.mylaps.com



Lap	Lap Tm	Diff	Time of Day
30	1:40.251	+0.331	14:31:54.275
31	1:40.343	+0.423	14:33:34.618
32	1:40.640	+0.720	14:35:15.258
33	1:40.104	+0.184	14:36:55.362
34	1:39.920	-	14:38:35.282

(41) Andy Merakian

Lap	Lap Tm	Diff	Time of Day
1	2:20.225	+38.885	13:40:31.992
2	1:49.976	+8.636	13:42:21.968
3	1:57.021	+15.681	13:44:18.989
4	1:45.046	+3.706	13:46:04.035
5	1:44.541	+3.201	13:47:48.576
6	1:42.809	+1.469	13:49:31.385
7	1:43.413	+2.073	13:51:14.798
8	1:42.832	+1.492	13:52:57.630
9	1:43.226	+1.886	13:54:40.856
10	1:42.767	+1.427	13:56:23.623
11	1:42.383	+1.043	13:58:06.006
12	1:42.863	+1.523	13:59:48.869
p13	3:05.191	+1:23.851	14:02:54.060
14	1:46.635	+5.295	14:04:40.695
15	1:44.767	+3.427	14:06:25.462
16	1:47.520	+6.180	14:08:12.982
17	1:48.086	+6.746	14:10:01.068
18	1:47.532	+6.192	14:11:48.600
19	1:47.800	+6.460	14:13:36.400
20	1:46.421	+5.081	14:15:22.821
21	1:45.441	+4.101	14:17:08.262
22	1:43.312	+1.972	14:18:51.574
23	1:44.510	+3.170	14:20:36.084
24	1:43.103	+1.763	14:22:19.187
25	1:42.534	+1.194	14:24:01.721
26	1:43.091	+1.751	14:25:44.812
27	1:42.931	+1.591	14:27:27.743
28	1:41.723	+0.383	14:29:09.466
29	1:43.646	+2.306	14:30:53.112
30	1:41.652	+0.312	14:32:34.764
31	1:41.340	-	14:34:16.104
32	1:44.043	+2.703	14:36:00.147
33	1:43.229	+1.889	14:37:43.376
34	1:43.424	+2.084	14:39:26.800

(1) R.Stec. R.Stec.

Lap	Lap Tm	Diff	Time of Day
1	2:18.481	+44.814	13:40:31.793
2	1:47.929	+14.262	13:42:19.722
3	1:50.640	+16.973	13:44:10.362
4	1:35.099	+1.432	13:45:45.461
5	1:35.739	+2.072	13:47:21.200
6	1:33.667	-	13:48:54.867
7	1:35.337	+1.670	13:50:30.204
8	1:34.778	+1.111	13:52:04.982
9	1:38.717	+5.050	13:53:43.699
p10	10:02.817	+8:29.150	14:03:46.516
11	1:44.011	+10.344	14:05:30.527
12	1:35.574	+1.907	14:07:06.101
13	1:36.153	+2.486	14:08:42.254
14	1:36.179	+2.512	14:10:18.433
15	1:36.861	+3.194	14:11:55.294
16	1:38.076	+4.409	14:13:33.370
17	1:37.910	+4.243	14:15:11.280
18	1:36.205	+2.538	14:16:47.485

Lap	Lap Tm	Diff	Time of Day
19	1:37.451	+3.784	14:18:24.936
20	1:35.038	+1.371	14:19:59.974
21	1:35.974	+2.307	14:21:35.948
22	1:34.683	+1.016	14:23:10.631
23	1:36.451	+2.784	14:24:47.082
24	1:35.700	+2.033	14:26:22.782
25	1:33.906	+0.239	14:27:56.688
26	1:34.864	+1.197	14:29:31.552
27	1:34.340	+0.673	14:31:05.892
28	1:33.994	+0.327	14:32:39.886
29	1:36.121	+2.454	14:34:16.007
30	1:34.242	+0.575	14:35:50.249
31	1:34.794	+1.127	14:37:25.043
32	1:35.714	+2.047	14:39:00.757

(00) J.Grace S.Grace

Lap	Lap Tm	Diff	Time of Day
1	2:19.992	+37.210	13:40:33.009
2	1:53.543	+10.761	13:42:26.552
3	1:48.814	+6.032	13:44:15.366
4	1:46.878	+4.096	13:46:02.244
5	1:44.924	+2.142	13:47:47.168
6	1:42.782	-	13:49:29.950
7	1:43.644	+0.862	13:51:13.594
8	1:43.325	+0.543	13:52:56.919
9	1:43.239	+0.457	13:54:40.158
10	1:43.115	+0.333	13:56:23.273
11	1:45.195	+2.413	13:58:08.468
p12	3:09.365	+1:26.583	14:01:17.833
13	2:01.622	+18.840	14:03:19.455
14	1:49.180	+6.398	14:05:08.635
15	1:48.526	+5.744	14:06:57.161
16	1:48.943	+6.161	14:08:46.104
17	1:46.428	+3.646	14:10:32.532
18	1:47.746	+4.964	14:12:20.278
19	1:46.851	+4.069	14:14:07.129
20	1:48.721	+5.939	14:15:55.850
21	1:47.316	+4.534	14:17:43.166
22	1:45.917	+3.135	14:19:29.083
23	1:45.880	+3.098	14:21:14.963
24	1:45.213	+2.431	14:23:00.176
25	1:44.060	+1.278	14:24:44.236
26	1:47.659	+4.877	14:26:31.895
27	1:46.486	+3.704	14:28:18.381
28	1:45.203	+2.421	14:30:03.584
29	1:44.628	+1.846	14:31:48.212
30	1:43.743	+0.961	14:33:31.955



**LAST CHANCE WEEKEND  
SCCBC  
MISSION RACEWAY PARK  
OFFICIAL RACE RESULTS**

**Sanction # CACC  
Track Length: 2.12 Km.**

**October 6 - 7, 2007**

**WSC**

POS	CAR	DRIVER	TOWN	MAKE	COLOUR	LAPS	O/A	CLUB	LICENSE	SPONSOR	FASTLAP
<b>P1</b>											
1	1	R.Stec R.Stec	Pitt Meadows,BC	Royale RP37	Red	32	12	SCCBC	CACC	RS Racing	1:33.667
DNS	05S	S.Paquette A.Haglund	N.Vancouver,BC	Porsche	Red/Black	0	DNS	SCCBC	CACC	MB Euromotors, Fairview Automotive	---
DNS	7	David Saville Peck	Chemainus,BC	Caterham Super 7	Green/Yellow	0	DNS	SCCBC	CACC	Super 7 Cars Inc, Ennerdale Engineering	---
DNS	74	Peter Weedon	Prince George,BC	Firebird	Red/Blue	0	DNS	SCCBC	CACC	Kool Coat	---
<b>P2</b>											
1	721	Bob Styan	W.Vancouver,BC	SureSports SR	Wht/Blu/Red/Bl	36	1	SCCBC	CACC	Nitrolube	1:33.853
2	134	Darrin Gilmore	Sardis,BC	Porsche 928	Silver	36	5	SCCBC	ICSC	Lordco, Ken's Tire & Wheel, Trans Canada Waterslide	1:36.467
3	23	L.Redavid F.Redavid	Vancouver,BC	Mazda RX7	Red/Wht/Grn	35	6	SCCBC	CACC	Krangle Auto, Staff Auto, Endz Hair Studio	1:36.799
<b>P3</b>											
1	118	Larry Bell	Abbotsford,BC	Pontiac Trans Am	Silver	36	4	SCCBC	CACC	BCIT School of Transportation, Murray Pontiac, Apple	1:35.477
2	68	John Chu	Vancouver,BC	Honda Civic	Black	34	7	SCCBC	CACC	DC Motorworks	1:39.917
3	37	J.Cartwright R.O'Conn	New West/Vanc,BC	Honda Civic	Blue	34	8	SCCBC	CACC	False Creek Management, BC Children's Hospital Fou	1:37.160
4	06	JP Skinner P.Weedon	Aldergrove/PG,BC	Honda CRX	Silver/Blue	34	10	SCCBC	CACC	The AD Works, K&G Auto, JPS Performance, Ace Alder	1:39.920
<b>P4</b>											
1	07	Jordan Isaak	Abbotsford,BC	Honda CRX Si	Black	36	2	SCCBC	CACC	A&L Auto Sales, Curtis Custom Wheels	1:35.341
2	90	Keith Robinson	Langley,BC	Honda Civic	Black/Red	36	3	SCCBC	CACC	K&G Auto Recycling	1:35.504
3	77	Arvid Isaak	Abbotsford,BC	Honda CRX	Black	34	9	SCCBC	CACC	A&L Auto Sales Ltd., Mountain West Holdings Inc.	1:38.722
4	41	Andy Merakian	Port Moody,BC	Porsche 944	Red	34	11	SCCBC	CACC	Blue Ocean Construction	1:41.340
5	00	J.Grace S.Grace	Abbotsford,BC	Dodge Neon	White	30	13	SCCBC	CACC	TPMS.ca, Bell Helmets	1:42.782

**TOTAL IN GROUP= 16**

COMMENTS: **WSC Race - Sunday  
See you next year!**



STEWARD: \_\_\_\_\_

October 7, 2007 3:12:24 PM

TIMING & SCORING: \_\_\_\_\_