

Double Your Pleasure Weekend


Group 2

Group 2 Qualifying MON

Qualify

Mission Raceway Park 2.120 Km

03/09/2007 10:05 AM



| Lap                    | Lap Tm   | Diff    | Time of Day  |
|------------------------|----------|---------|--------------|
| <b>(146) Guy Selle</b> |          |         |              |
| 1                      | 1:39.706 | +16.203 | 10:25:27.567 |
| 2                      | 1:25.100 | +1.597  | 10:26:52.667 |
| 3                      | 1:23.503 | -       | 10:28:16.170 |
| 4                      | 1:24.462 | +0.959  | 10:29:40.632 |
| 5                      | 1:23.774 | +0.271  | 10:31:04.406 |
| 6                      | 1:24.050 | +0.547  | 10:32:28.456 |
| 7                      | 1:24.483 | +0.980  | 10:33:52.939 |
| 8                      | 1:24.140 | +0.637  | 10:35:17.079 |

| Lap                          | Lap Tm   | Diff   | Time of Day  |
|------------------------------|----------|--------|--------------|
| <b>(792) Robert Johnston</b> |          |        |              |
| 1                            | 1:31.845 | +8.010 | 10:26:37.289 |
| 2                            | 1:25.842 | +2.007 | 10:28:03.131 |
| 3                            | 1:25.623 | +1.788 | 10:29:28.754 |
| 4                            | 1:25.922 | +2.087 | 10:30:54.676 |
| 5                            | 1:23.835 | -      | 10:32:18.511 |

| Lap                      | Lap Tm   | Diff    | Time of Day  |
|--------------------------|----------|---------|--------------|
| <b>(89) Gary Bockman</b> |          |         |              |
| 1                        | 1:39.092 | +15.192 | 10:25:23.292 |
| 2                        | 1:24.898 | +0.998  | 10:26:48.190 |
| 3                        | 1:24.246 | +0.346  | 10:28:12.436 |
| 4                        | 1:23.961 | +0.061  | 10:29:36.397 |
| 5                        | 1:23.900 | -       | 10:31:00.297 |

| Lap                      | Lap Tm   | Diff    | Time of Day  |
|--------------------------|----------|---------|--------------|
| <b>(47) Jess Heitman</b> |          |         |              |
| 1                        | 1:38.897 | +14.988 | 10:25:28.382 |
| 2                        | 1:25.213 | +1.304  | 10:26:53.595 |
| 3                        | 1:24.367 | +0.458  | 10:28:17.962 |
| 4                        | 1:24.438 | +0.529  | 10:29:42.400 |
| 5                        | 1:23.909 | -       | 10:31:06.309 |
| 6                        | 1:24.007 | +0.098  | 10:32:30.316 |
| 7                        | 1:25.551 | +1.642  | 10:33:55.867 |

| Lap                        | Lap Tm   | Diff    | Time of Day  |
|----------------------------|----------|---------|--------------|
| <b>(712) Cindy Stevens</b> |          |         |              |
| 1                          | 1:39.205 | +14.893 | 10:25:24.570 |
| 2                          | 1:24.915 | +0.603  | 10:26:49.485 |
| 3                          | 1:24.578 | +0.266  | 10:28:14.063 |
| 4                          | 1:24.312 | -       | 10:29:38.375 |
| 5                          | 1:25.364 | +1.052  | 10:31:03.739 |
| 6                          | 1:25.810 | +1.498  | 10:32:29.549 |
| 7                          | 1:25.712 | +1.400  | 10:33:55.261 |
| 8                          | 1:24.892 | +0.580  | 10:35:20.153 |
| 9                          | 1:25.059 | +0.747  | 10:36:45.212 |
| 10                         | 1:25.290 | +0.978  | 10:38:10.502 |

| Lap                          | Lap Tm   | Diff   | Time of Day  |
|------------------------------|----------|--------|--------------|
| <b>(731) Martin Berryman</b> |          |        |              |
| 1                            | 1:31.359 | +6.922 | 10:26:38.524 |
| 2                            | 1:25.092 | +0.655 | 10:28:03.616 |
| 3                            | 1:24.437 | -      | 10:29:28.053 |

| Lap                     | Lap Tm   | Diff    | Time of Day  |
|-------------------------|----------|---------|--------------|
| <b>(713) Tom Davies</b> |          |         |              |
| 1                       | 1:39.658 | +14.902 | 10:25:20.604 |
| 2                       | 1:26.043 | +1.287  | 10:26:46.647 |
| 3                       | 1:28.136 | +3.380  | 10:28:14.783 |
| 4                       | 1:29.634 | +4.878  | 10:29:44.417 |
| 5                       | 1:24.841 | +0.085  | 10:31:09.258 |
| 6                       | 1:24.947 | +0.191  | 10:32:34.205 |
| 7                       | 1:25.904 | +1.148  | 10:34:00.109 |
| 8                       | 1:24.791 | +0.035  | 10:35:24.900 |
| 9                       | 1:25.202 | +0.446  | 10:36:50.102 |

| Lap                        | Lap Tm   | Diff    | Time of Day  |
|----------------------------|----------|---------|--------------|
| 10                         | 1:24.756 | -       | 10:38:14.858 |
| <b>(32) Chris Heinrich</b> |          |         |              |
| 1                          | 1:36.860 | +12.055 | 10:25:46.556 |
| 2                          | 1:26.003 | +1.198  | 10:27:12.559 |
| 3                          | 1:27.557 | +2.752  | 10:28:40.116 |
| 4                          | 1:25.057 | +0.252  | 10:30:05.173 |
| 5                          | 1:24.958 | +0.153  | 10:31:30.131 |
| 6                          | 1:24.805 | -       | 10:32:54.936 |
| 7                          | 1:24.934 | +0.129  | 10:34:19.870 |

| Lap                    | Lap Tm   | Diff    | Time of Day  |
|------------------------|----------|---------|--------------|
| <b>(07) Jeff Clark</b> |          |         |              |
| 1                      | 1:36.580 | +11.451 | 10:25:54.695 |
| 2                      | 1:27.330 | +2.201  | 10:27:22.025 |
| 3                      | 1:25.129 | -       | 10:28:47.154 |
| 4                      | 1:25.741 | +0.612  | 10:30:12.895 |
| 5                      | 1:25.608 | +0.479  | 10:31:38.503 |
| 6                      | 1:25.624 | +0.495  | 10:33:04.127 |
| 7                      | 1:25.535 | +0.406  | 10:34:29.662 |
| 8                      | 1:25.374 | +0.245  | 10:35:55.036 |
| 9                      | 1:25.859 | +0.730  | 10:37:20.895 |

| Lap                     | Lap Tm   | Diff    | Time of Day  |
|-------------------------|----------|---------|--------------|
| <b>(768) Tim Rosche</b> |          |         |              |
| 1                       | 1:37.372 | +12.240 | 10:25:44.545 |
| 2                       | 1:27.339 | +2.207  | 10:27:11.884 |
| 3                       | 1:26.189 | +1.057  | 10:28:38.073 |
| 4                       | 1:25.255 | +0.123  | 10:30:03.328 |
| 5                       | 1:25.132 | -       | 10:31:28.460 |
| 6                       | 1:58.423 | +33.291 | 10:33:26.883 |
| 7                       | 1:36.490 | +11.358 | 10:35:03.373 |
| 8                       | 1:25.806 | +0.674  | 10:36:29.179 |

| Lap                     | Lap Tm   | Diff    | Time of Day  |
|-------------------------|----------|---------|--------------|
| <b>(62) Ron Johnson</b> |          |         |              |
| 1                       | 1:37.794 | +12.469 | 10:25:33.993 |
| 2                       | 1:28.493 | +3.168  | 10:27:02.486 |
| 3                       | 1:26.071 | +0.746  | 10:28:28.557 |
| 4                       | 1:25.875 | +0.550  | 10:29:54.432 |
| 5                       | 1:25.381 | +0.056  | 10:31:19.813 |
| 6                       | 1:25.325 | -       | 10:32:45.138 |

| Lap                     | Lap Tm   | Diff    | Time of Day  |
|-------------------------|----------|---------|--------------|
| <b>(66) Mark Keller</b> |          |         |              |
| 1                       | 1:37.113 | +11.692 | 10:25:29.469 |
| 2                       | 1:26.236 | +0.815  | 10:26:55.705 |
| 3                       | 1:26.360 | +0.939  | 10:28:22.065 |
| 4                       | 1:28.541 | +3.120  | 10:29:50.606 |
| 5                       | 1:25.519 | +0.098  | 10:31:16.125 |
| 6                       | 1:25.421 | -       | 10:32:41.546 |
| 7                       | 1:30.096 | +4.675  | 10:34:11.642 |
| 8                       | 1:26.944 | +1.523  | 10:35:38.586 |
| 9                       | 1:25.580 | +0.159  | 10:37:04.166 |
| 10                      | 1:25.947 | +0.526  | 10:38:30.113 |

| Lap                      | Lap Tm   | Diff    | Time of Day  |
|--------------------------|----------|---------|--------------|
| <b>(93) Brian Elmore</b> |          |         |              |
| 1                        | 1:41.963 | +16.288 | 10:25:41.512 |
| 2                        | 1:28.242 | +2.567  | 10:27:09.754 |
| 3                        | 1:26.243 | +0.568  | 10:28:35.997 |
| 4                        | 1:26.145 | +0.470  | 10:30:02.142 |
| 5                        | 1:25.697 | +0.022  | 10:31:27.839 |
| 6                        | 1:25.675 | -       | 10:32:53.514 |
| 7                        | 1:25.862 | +0.187  | 10:34:19.376 |
| 8                        | 1:37.529 | +11.854 | 10:35:56.905 |

| Lap                          | Lap Tm   | Diff    | Time of Day  |
|------------------------------|----------|---------|--------------|
| 9                            | 1:25.833 | +0.158  | 10:37:22.738 |
| <b>(113) Andrew Robottom</b> |          |         |              |
| 1                            | 1:37.894 | +11.893 | 10:25:28.966 |
| 2                            | 1:26.001 | -       | 10:26:54.967 |
| 3                            | 1:26.111 | +0.110  | 10:28:21.078 |
| 4                            | 1:26.451 | +0.450  | 10:29:47.529 |
| 5                            | 1:26.468 | +0.467  | 10:31:13.997 |
| 6                            | 1:26.769 | +0.768  | 10:32:40.766 |
| 7                            | 1:26.399 | +0.398  | 10:34:07.165 |
| 8                            | 1:26.516 | +0.515  | 10:35:33.681 |
| 9                            | 1:26.732 | +0.731  | 10:37:00.413 |
| 10                           | 1:26.648 | +0.647  | 10:38:27.061 |

| Lap                       | Lap Tm   | Diff    | Time of Day  |
|---------------------------|----------|---------|--------------|
| <b>(70) Steve Justiss</b> |          |         |              |
| 1                         | 1:44.435 | +18.235 | 10:26:08.326 |
| 2                         | 1:33.776 | +7.576  | 10:27:42.102 |
| 3                         | 1:26.647 | +0.447  | 10:29:08.749 |
| 4                         | 1:36.395 | +10.195 | 10:30:45.144 |
| 5                         | 1:26.278 | +0.078  | 10:32:11.422 |
| 6                         | 1:26.305 | +0.105  | 10:33:37.727 |
| 7                         | 1:33.662 | +7.462  | 10:35:11.389 |
| 8                         | 1:26.548 | +0.348  | 10:36:37.937 |
| 9                         | 1:26.200 | -       | 10:38:04.137 |

| Lap                         | Lap Tm   | Diff    | Time of Day  |
|-----------------------------|----------|---------|--------------|
| <b>(193) Chuck Rancatti</b> |          |         |              |
| 1                           | 1:36.753 | +10.365 | 10:25:42.340 |
| 2                           | 1:28.509 | +2.121  | 10:27:10.849 |
| 3                           | 1:28.875 | +2.487  | 10:28:39.724 |
| 4                           | 1:26.983 | +0.595  | 10:30:06.707 |
| 5                           | 1:26.388 | -       | 10:31:33.095 |
| 6                           | 1:26.632 | +0.244  | 10:32:59.727 |
| 7                           | 1:26.856 | +0.468  | 10:34:26.583 |
| 8                           | 1:27.397 | +1.009  | 10:35:53.980 |
| 9                           | 1:27.554 | +1.166  | 10:37:21.534 |

| Lap                         | Lap Tm   | Diff    | Time of Day  |
|-----------------------------|----------|---------|--------------|
| <b>(734) Richard Jacyna</b> |          |         |              |
| 1                           | 1:40.137 | +13.676 | 10:25:56.555 |
| 2                           | 1:28.883 | +2.422  | 10:27:25.438 |
| 3                           | 1:26.643 | +0.182  | 10:28:52.081 |
| 4                           | 1:27.004 | +0.543  | 10:30:19.085 |
| 5                           | 1:26.461 | -       | 10:31:45.546 |
| 6                           | 1:27.537 | +1.076  | 10:33:13.083 |
| 7                           | 1:28.770 | +2.309  | 10:34:41.853 |
| 8                           | 1:26.819 | +0.358  | 10:36:08.672 |

| Lap                   | Lap Tm   | Diff    | Time of Day  |
|-----------------------|----------|---------|--------------|
| <b>(76) Al Carton</b> |          |         |              |
| 1                     | 1:42.876 | +15.777 | 10:25:55.656 |
| 2                     | 1:28.213 | +1.114  | 10:27:23.869 |
| 3                     | 1:27.800 | +0.701  | 10:28:51.669 |
| 4                     | 1:28.608 | +1.509  | 10:30:20.277 |
| 5                     | 1:27.099 | -       | 10:31:47.376 |
| 6                     | 1:27.744 | +0.645  | 10:33:15.120 |
| 7                     | 1:27.664 | +0.565  | 10:34:42.784 |
| 8                     | 1:27.386 | +0.287  | 10:36:10.170 |
| 9                     | 1:28.178 | +1.079  | 10:37:38.348 |

| Lap                         | Lap Tm   | Diff    | Time of Day  |
|-----------------------------|----------|---------|--------------|
| <b>(139) Daniel Shrader</b> |          |         |              |
| 1                           | 1:44.651 | +16.494 | 10:25:48.866 |
| 2                           | 1:29.217 | +1.060  | 10:27:18.083 |
| 3                           | 1:28.157 | -       | 10:28:46.240 |

Printed: 03/09/2007 10:38:58 AM

Licensed to: Sports Car Club of British Columbia

Chief of Timing & Scoring

Race Director



Orbits 2

www.amb-it.com

www.mylaps.com

Double Your Pleasure Weekend

Group 2

Mission Raceway Park 2.120 Km

Group 2 Qualifying MON

03/09/2007 10:05 AM

Qualify

| Lap | Lap Tm   | Diff   | Time of Day  |
|-----|----------|--------|--------------|
| 4   | 1:29.734 | +1.577 | 10:30:15.974 |
| 5   | 1:28.788 | +0.631 | 10:31:44.762 |
| 6   | 1:28.835 | +0.678 | 10:33:13.597 |
| 7   | 1:28.722 | +0.565 | 10:34:42.319 |
| 8   | 1:30.121 | +1.964 | 10:36:12.440 |
| 9   | 1:35.563 | +7.406 | 10:37:48.003 |

(123) Linda Heinrich

|   |          |         |              |
|---|----------|---------|--------------|
| 1 | 1:42.895 | +14.686 | 10:25:57.581 |
| 2 | 1:30.088 | +1.879  | 10:27:27.669 |
| 3 | 1:28.988 | +0.779  | 10:28:56.657 |
| 4 | 1:28.741 | +0.532  | 10:30:25.398 |
| 5 | 1:28.302 | +0.093  | 10:31:53.700 |
| 6 | 1:28.209 | -       | 10:33:21.909 |
| 7 | 1:28.560 | +0.351  | 10:34:50.469 |
| 8 | 1:28.364 | +0.155  | 10:36:18.833 |
| 9 | 1:29.713 | +1.504  | 10:37:48.546 |

(135) Mike Tripp

|   |          |         |              |
|---|----------|---------|--------------|
| 1 | 1:42.585 | +14.204 | 10:26:02.915 |
| 2 | 1:29.815 | +1.434  | 10:27:32.730 |
| 3 | 1:28.416 | +0.035  | 10:29:01.146 |
| 4 | 1:30.193 | +1.812  | 10:30:31.339 |
| 5 | 1:29.381 | +1.000  | 10:32:00.720 |
| 6 | 1:28.931 | +0.550  | 10:33:29.651 |
| 7 | 1:28.845 | +0.464  | 10:34:58.496 |
| 8 | 1:28.381 | -       | 10:36:26.877 |
| 9 | 1:28.875 | +0.494  | 10:37:55.752 |

(737) Robert Gilchrist

|   |          |         |              |
|---|----------|---------|--------------|
| 1 | 1:41.211 | +12.692 | 10:26:07.645 |
| 2 | 1:29.612 | +1.093  | 10:27:37.257 |
| 3 | 1:29.335 | +0.816  | 10:29:06.592 |
| 4 | 1:32.289 | +3.770  | 10:30:38.881 |
| 5 | 1:29.215 | +0.696  | 10:32:08.096 |
| 6 | 1:28.638 | +0.119  | 10:33:36.734 |
| 7 | 1:28.706 | +0.187  | 10:35:05.440 |
| 8 | 1:28.519 | -       | 10:36:33.959 |
| 9 | 1:28.883 | +0.364  | 10:38:02.842 |

(448) Trevor Meis

|   |          |         |              |
|---|----------|---------|--------------|
| 1 | 1:47.066 | +12.037 | 10:25:49.059 |
| 2 | 1:36.731 | +1.702  | 10:27:25.790 |
| 3 | 1:35.029 | -       | 10:29:00.819 |
| 4 | 1:46.239 | +11.210 | 10:30:47.058 |
| 5 | 1:36.122 | +1.093  | 10:32:23.180 |
| 6 | 1:38.434 | +3.405  | 10:34:01.614 |

| Lap | Lap Tm | Diff | Time of Day |
|-----|--------|------|-------------|
|-----|--------|------|-------------|

| Lap | Lap Tm | Diff | Time of Day |
|-----|--------|------|-------------|
|-----|--------|------|-------------|





**Sports Car Club of British Columbia**  
**The Double Your Pleasure Weekend**  
**Sanction ICSCC Mission Raceway Park Track Length 2.12 Km..**  
**GROUP 2 OFFICIAL QUALIFYING RESULTS Sep 1-3, 2006**



| POS | CAR | DRIVER           | TOWN            | MAKE           | COLOUR       | CLASS | CLUB/LICENSE | SPONSOR                                | 2nd Best Tim | Best Time |
|-----|-----|------------------|-----------------|----------------|--------------|-------|--------------|--|--------------|-----------|
| 1   | 146 | Guy Selle        | Adna,WA         | Nissan Sentra  | Red/White    | EP    | NWDE ICSCC   | LSR-Repair, Late Start Racing          | 1:23.774     | 1:23.503  |
| 2   | 792 | Robert Johnston  | Abbotsford,BC   | Honda CRX Si   | Black/Yellow | H4    | SCCBC CACC   |  | 1:25.623     | 1:23.835  |
| 3   | 89  | Gary Bockman     | Portland,OR     | Mazda Miata    | Wht/Org/Blu  | SM    | CSCC ICSCC   | Clyde West, 99 West Trailers, FMR Ind  | 1:23.961     | 1:23.900  |
| 4   | 47  | Jess Heitman     | Portland,OR     | Mazda Miata    | Silver       | SM    | CSCC ICSCC   | Maz-Toy Auto Recycling, Woodstock M    | 1:24.007     | 1:23.909  |
| 5   | 712 | Cindy Stevens    | Richmond,BC     | Honda CRX si   | Blue         | H4    | SCCBC CACC   | Storm Power                            | 1:24.578     | 1:24.312  |
| 6   | 731 | Martin Berryman  | Pitt Meadows,BC | Honda Civic Si | White        | H4    | SCCBC CACC   | Wane's Custom Woodworks Inc.           | 1:25.092     | 1:24.437  |
| 7   | 713 | Tom Davies       | N.Vancouver,BC  | Honda CRX      | Black/Orange | H4    | SCCBC CACC   | Nixon Automotive                       | 1:24.791     | 1:24.756  |
| 8   | 32  | Chris Heinrich   | Portland,OR     | Mazda Miata    | Red          | CSM   | CSCC ICSCC   | Advantage Collision Center, St. John's | 1:24.934     | 1:24.805  |
| 9   | 07  | Jeff Clark       | Puyallup,WA     | Mazda Miata    | Red          | CSM   | IRDC ICSCC   | Jeff's Auto and Friends                | 1:25.374     | 1:25.129  |
| 10  | 768 | Tim Rosche       | Mission,BC      | Honda CRX Si   | Black        | FP    | SCCBC CACC   | Rosche Racing                          | 1:25.255     | 1:25.132  |
| 11  | 62  | Ron Johnson      | Seattle,WA      | VW Rabbit      | Red/Yellow   | CR    | IRDC ICSCC   | The Perfect Wife                       | 1:25.381     | 1:25.325  |
| 12  | 66  | Mark Keller      | Snohomish,WA    | Mazda Miata    | Black        | CSM   | IRDC ICSCC   | Blackjack Racing                       | 1:25.519     | 1:25.421  |
| 13  | 93  | Brian Elmore     | Everett,WA      | VW Rabbit      | Yellow       | CR    | IRDC ICSCC   |  | 1:25.697     | 1:25.675  |
| 14  | 113 | Andrew Robottom  | Beaverton,OR    | Mazda Miata    | Blue/Red     | CSM   | TC ICSCC     | Master Mechanics Inc, Capote Studio    | 1:26.111     | 1:26.001  |
| 15  | 70  | Steve Justiss    | Belfair,WA      | Mazda RX7      | Red          | PRO7  | IRDC ICSCC   | Jeff's Executive Automotive            | 1:26.278     | 1:26.200  |
| 16  | 193 | Chuck Rancatti   | Mukilteo, WA    | Mazda Miata    | Red/Silver   | CSM   | IRDC ICSCC   |  | 1:26.632     | 1:26.388  |
| 17  | 734 | Richard Jacyna   | Penticton,BC    | Mazda Miata    | Red/Silver   | SM    | SCCBC CACC   | Cut Technologies, Jafa Industries      | 1:26.643     | 1:26.461  |
| 18  | 76  | Al Carton        | Snohomish,WA    | Mazda RX7      | Red          | PRO7  | IRDC ICSCC   | Carben Racing, Addco Inc. Excavating   | 1:27.386     | 1:27.099  |
| 19  | 139 | Daniel Shrader   | Vancouver,WA    | VW Rabbit      | Wht/Blu/Yel  | CR    | CSCC ICSCC   | St. John's Auto Center, Advantage Col  | 1:28.722     | 1:28.157  |
| 20  | 123 | Linda Heinrich   | Portland,OR     | Toyota Paseo   | Red          | GP    | CSCC ICSCC   | St. John's Auto Center, Advantage Col  | 1:28.302     | 1:28.209  |
| 21  | 135 | Mike Tripp       | Forest Grove,OR | Mazda Miata    | White        | SM    | CSCC ICSCC   |  | 1:28.416     | 1:28.381  |
| 22  | 737 | Robert Gilchrist | Abbotsford,BC   | Toyota MR2     | Red/White    | FP    | SCCBC CACC   | Lift Buddy Canada                      | 1:28.638     | 1:28.519  |
| 23  | 448 | Trevor Meis      | Vancouver,WA    | Datsun B210    | Red/Wht/Blu  | HP    | CSCC ICSCC   | Turton's Auto Repair, A&T Tire         | 1:36.122     | 1:35.029  |

COMMENTS: **Group 2 Qualifying - Monday**

STEWARD: \_\_\_\_\_

03/09/2007 10:40:52 AM

TIMING & SCORING: \_\_\_\_\_

Double Your Pleasure Weekend


Group 2

Group 2 Race MON

Race

Mission Raceway Park 2.120 Km

03/09/2007 02:30 PM



| Lap                     | Lap Tm   | Diff   | Time of Day  |
|-------------------------|----------|--------|--------------|
| <b>(713) Tom Davies</b> |          |        |              |
| 1                       | 1:29.183 | +4.894 | 15:04:09.209 |
| 2                       | 1:25.086 | +0.797 | 15:05:34.295 |
| 3                       | 1:25.424 | +1.135 | 15:06:59.719 |
| 4                       | 1:25.278 | +0.989 | 15:08:24.997 |
| 5                       | 1:25.652 | +1.363 | 15:09:50.649 |
| 6                       | 1:24.654 | +0.365 | 15:11:15.303 |
| 7                       | 1:24.582 | +0.293 | 15:12:39.885 |
| 8                       | 1:24.289 | -      | 15:14:04.174 |
| 9                       | 1:24.435 | +0.146 | 15:15:28.609 |
| 10                      | 1:24.547 | +0.258 | 15:16:53.156 |
| 11                      | 1:24.503 | +0.214 | 15:18:17.659 |
| 12                      | 1:24.461 | +0.172 | 15:19:42.120 |
| 13                      | 1:25.803 | +1.514 | 15:21:07.923 |
| 14                      | 1:24.531 | +0.242 | 15:22:32.454 |
| 15                      | 1:25.065 | +0.776 | 15:23:57.519 |
| 16                      | 1:24.438 | +0.149 | 15:25:21.957 |
| 17                      | 1:24.718 | +0.429 | 15:26:46.675 |
| 18                      | 1:25.380 | +1.091 | 15:28:12.055 |
| 19                      | 1:25.725 | +1.436 | 15:29:37.780 |
| 20                      | 1:25.060 | +0.771 | 15:31:02.840 |
| 21                      | 1:25.072 | +0.783 | 15:32:27.912 |

| Lap                      | Lap Tm   | Diff   | Time of Day  |
|--------------------------|----------|--------|--------------|
| <b>(89) Gary Bockman</b> |          |        |              |
| 1                        | 1:27.353 | +2.815 | 15:04:06.711 |
| 2                        | 1:24.538 | -      | 15:05:31.249 |
| 3                        | 1:24.824 | +0.286 | 15:06:56.073 |
| 4                        | 1:24.641 | +0.103 | 15:08:20.714 |
| 5                        | 1:25.159 | +0.621 | 15:09:45.873 |
| 6                        | 1:24.916 | +0.378 | 15:11:10.789 |
| 7                        | 1:24.860 | +0.322 | 15:12:35.649 |
| 8                        | 1:24.833 | +0.295 | 15:14:00.482 |
| 9                        | 1:25.000 | +0.462 | 15:15:25.482 |
| 10                       | 1:25.272 | +0.734 | 15:16:50.754 |
| 11                       | 1:25.059 | +0.521 | 15:18:15.813 |
| 12                       | 1:24.736 | +0.198 | 15:19:40.549 |
| 13                       | 1:25.421 | +0.883 | 15:21:05.970 |
| 14                       | 1:24.918 | +0.380 | 15:22:30.888 |
| 15                       | 1:24.687 | +0.149 | 15:23:55.575 |
| 16                       | 1:25.043 | +0.505 | 15:25:20.618 |
| 17                       | 1:25.252 | +0.714 | 15:26:45.870 |
| 18                       | 1:24.921 | +0.383 | 15:28:10.791 |
| 19                       | 1:28.679 | +4.141 | 15:29:39.470 |
| 20                       | 1:25.140 | +0.602 | 15:31:04.610 |
| 21                       | 1:24.935 | +0.397 | 15:32:29.545 |

| Lap                        | Lap Tm   | Diff   | Time of Day  |
|----------------------------|----------|--------|--------------|
| <b>(712) Cindy Stevens</b> |          |        |              |
| 1                          | 1:28.561 | +3.383 | 15:04:08.239 |
| 2                          | 1:25.267 | +0.089 | 15:05:33.506 |
| 3                          | 1:25.178 | -      | 15:06:58.684 |
| 4                          | 1:25.546 | +0.368 | 15:08:24.230 |
| 5                          | 1:25.958 | +0.780 | 15:09:50.188 |
| 6                          | 1:26.054 | +0.876 | 15:11:16.242 |
| 7                          | 1:25.472 | +0.294 | 15:12:41.714 |
| 8                          | 1:25.514 | +0.336 | 15:14:07.228 |
| 9                          | 1:25.495 | +0.317 | 15:15:32.723 |
| 10                         | 1:25.401 | +0.223 | 15:16:58.124 |
| 11                         | 1:25.230 | +0.052 | 15:18:23.354 |
| 12                         | 1:25.520 | +0.342 | 15:19:48.874 |
| 13                         | 1:25.677 | +0.499 | 15:21:14.551 |

| Lap | Lap Tm   | Diff   | Time of Day  |
|-----|----------|--------|--------------|
| 14  | 1:25.999 | +0.821 | 15:22:40.550 |
| 15  | 1:25.695 | +0.517 | 15:24:06.245 |
| 16  | 1:26.156 | +0.978 | 15:25:32.401 |
| 17  | 1:25.825 | +0.647 | 15:26:58.226 |
| 18  | 1:26.010 | +0.832 | 15:28:24.236 |
| 19  | 1:26.781 | +1.603 | 15:29:51.017 |
| 20  | 1:26.419 | +1.241 | 15:31:17.436 |
| 21  | 1:26.994 | +1.816 | 15:32:44.430 |

| Lap                    | Lap Tm   | Diff   | Time of Day  |
|------------------------|----------|--------|--------------|
| <b>(07) Jeff Clark</b> |          |        |              |
| 1                      | 1:29.189 | +3.866 | 15:04:09.655 |
| 2                      | 1:25.440 | +0.117 | 15:05:35.095 |
| 3                      | 1:25.323 | -      | 15:07:00.418 |
| 4                      | 1:26.326 | +1.003 | 15:08:26.744 |
| 5                      | 1:26.037 | +0.714 | 15:09:52.781 |
| 6                      | 1:25.780 | +0.457 | 15:21:18.561 |
| 7                      | 1:25.562 | +0.239 | 15:12:44.123 |
| 8                      | 1:26.067 | +0.744 | 15:14:10.190 |
| 9                      | 1:25.725 | +0.402 | 15:15:35.915 |
| 10                     | 1:26.020 | +0.697 | 15:17:01.935 |
| 11                     | 1:26.195 | +0.872 | 15:18:28.130 |
| 12                     | 1:25.676 | +0.353 | 15:19:53.806 |
| 13                     | 1:25.577 | +0.254 | 15:21:19.383 |
| 14                     | 1:25.662 | +0.339 | 15:22:45.045 |
| 15                     | 1:25.503 | +0.180 | 15:24:10.548 |
| 16                     | 1:25.428 | +0.105 | 15:25:35.976 |
| 17                     | 1:25.597 | +0.274 | 15:27:01.573 |
| 18                     | 1:25.767 | +0.444 | 15:28:27.340 |
| 19                     | 1:26.043 | +0.720 | 15:29:53.383 |
| 20                     | 1:26.426 | +1.103 | 15:31:19.809 |
| 21                     | 1:26.500 | +1.177 | 15:32:46.309 |

| Lap                        | Lap Tm   | Diff   | Time of Day  |
|----------------------------|----------|--------|--------------|
| <b>(32) Chris Heinrich</b> |          |        |              |
| 1                          | 1:30.488 | +5.505 | 15:04:10.517 |
| 2                          | 1:26.103 | +1.120 | 15:05:36.620 |
| 3                          | 1:25.692 | +0.709 | 15:07:02.312 |
| 4                          | 1:24.983 | -      | 15:08:27.295 |
| 5                          | 1:25.975 | +0.992 | 15:09:53.270 |
| 6                          | 1:25.784 | +0.801 | 15:11:19.054 |
| 7                          | 1:25.511 | +0.528 | 15:12:44.565 |
| 8                          | 1:26.031 | +1.048 | 15:14:10.596 |
| 9                          | 1:25.711 | +0.728 | 15:15:36.307 |
| 10                         | 1:25.999 | +1.016 | 15:17:02.306 |
| 11                         | 1:26.172 | +1.189 | 15:18:28.478 |
| 12                         | 1:25.821 | +0.838 | 15:19:54.299 |
| 13                         | 1:25.560 | +0.577 | 15:21:19.859 |
| 14                         | 1:25.731 | +0.748 | 15:22:45.590 |
| 15                         | 1:25.710 | +0.727 | 15:24:11.300 |
| 16                         | 1:25.382 | +0.399 | 15:25:36.682 |
| 17                         | 1:25.381 | +0.398 | 15:27:02.063 |
| 18                         | 1:27.250 | +2.267 | 15:28:29.313 |
| 19                         | 1:26.684 | +1.701 | 15:29:55.997 |
| 20                         | 1:25.130 | +0.147 | 15:31:21.127 |
| 21                         | 1:25.704 | +0.721 | 15:32:46.831 |

| Lap                     | Lap Tm   | Diff   | Time of Day  |
|-------------------------|----------|--------|--------------|
| <b>(62) Ron Johnson</b> |          |        |              |
| 1                       | 1:31.828 | +6.724 | 15:04:12.830 |
| 2                       | 1:26.634 | +1.530 | 15:05:39.464 |
| 3                       | 1:26.106 | +1.002 | 15:07:05.570 |
| 4                       | 1:26.611 | +1.507 | 15:08:32.181 |
| 5                       | 1:26.299 | +1.195 | 15:09:58.480 |

| Lap | Lap Tm   | Diff   | Time of Day  |
|-----|----------|--------|--------------|
| 6   | 1:25.348 | +0.244 | 15:11:23.828 |
| 7   | 1:25.621 | +0.517 | 15:12:49.449 |
| 8   | 1:25.532 | +0.428 | 15:14:14.981 |
| 9   | 1:25.487 | +0.383 | 15:15:40.468 |
| 10  | 1:25.290 | +0.186 | 15:17:05.758 |
| 11  | 1:25.528 | +0.424 | 15:18:31.286 |
| 12  | 1:25.563 | +0.459 | 15:19:56.849 |
| 13  | 1:25.288 | +0.184 | 15:21:22.137 |
| 14  | 1:25.543 | +0.439 | 15:22:47.680 |
| 15  | 1:25.916 | +0.812 | 15:24:13.596 |
| 16  | 1:25.937 | +0.833 | 15:25:39.533 |
| 17  | 1:25.104 | -      | 15:27:04.637 |
| 18  | 1:25.585 | +0.481 | 15:28:30.222 |
| 19  | 1:26.479 | +1.375 | 15:29:56.701 |
| 20  | 1:25.475 | +0.371 | 15:31:22.176 |
| 21  | 1:26.087 | +0.983 | 15:32:48.263 |

| Lap                      | Lap Tm   | Diff   | Time of Day  |
|--------------------------|----------|--------|--------------|
| <b>(93) Brian Elmore</b> |          |        |              |
| 1                        | 1:32.255 | +6.880 | 15:04:13.937 |
| 2                        | 1:26.742 | +1.367 | 15:05:40.679 |
| 3                        | 1:25.773 | +0.398 | 15:07:06.452 |
| 4                        | 1:26.461 | +1.086 | 15:08:32.913 |
| 5                        | 1:26.376 | +1.001 | 15:09:59.289 |
| 6                        | 1:25.544 | +0.169 | 15:11:24.833 |
| 7                        | 1:25.532 | +0.157 | 15:12:50.365 |
| 8                        | 1:25.557 | +0.182 | 15:14:15.922 |
| 9                        | 1:25.440 | +0.065 | 15:15:41.362 |
| 10                       | 1:25.534 | +0.159 | 15:17:06.896 |
| 11                       | 1:25.613 | +0.238 | 15:18:32.509 |
| 12                       | 1:25.453 | +0.078 | 15:19:57.962 |
| 13                       | 1:25.566 | +0.191 | 15:21:23.528 |
| 14                       | 1:25.545 | +0.170 | 15:22:49.073 |
| 15                       | 1:25.488 | +0.113 | 15:24:14.561 |
| 16                       | 1:25.690 | +0.315 | 15:25:40.251 |
| 17                       | 1:25.375 | -      | 15:27:05.626 |
| 18                       | 1:25.576 | +0.201 | 15:28:31.202 |
| 19                       | 1:26.241 | +0.866 | 15:29:57.443 |
| 20                       | 1:25.593 | +0.218 | 15:31:23.036 |
| 21                       | 1:25.829 | +0.454 | 15:32:48.865 |

| Lap                          | Lap Tm   | Diff   | Time of Day  |
|------------------------------|----------|--------|--------------|
| <b>(792) Robert Johnston</b> |          |        |              |
| 1                            | 1:32.353 | +8.520 | 15:04:19.956 |
| 2                            | 1:28.195 | +4.362 | 15:05:48.151 |
| 3                            | 1:25.405 | +1.572 | 15:07:13.556 |
| 4                            | 1:25.254 | +1.421 | 15:08:38.810 |
| 5                            | 1:25.065 | +1.232 | 15:10:03.875 |
| 6                            | 1:24.576 | +0.743 | 15:11:28.451 |
| 7                            | 1:32.508 | +8.675 | 15:13:00.959 |
| 8                            | 1:24.288 | +0.455 | 15:14:25.247 |
| 9                            | 1:23.833 | -      | 15:15:49.080 |
| 10                           | 1:25.688 | +1.855 | 15:17:14.768 |
| 11                           | 1:25.126 | +1.293 | 15:18:39.894 |
| 12                           | 1:24.939 | +1.106 | 15:20:04.833 |
| 13                           | 1:24.972 | +1.139 | 15:21:29.805 |
| 14                           | 1:25.747 | +1.914 | 15:22:55.552 |
| 15                           | 1:25.080 | +1.247 | 15:24:20.632 |
| 16                           | 1:25.119 | +1.286 | 15:25:45.751 |
| 17                           | 1:24.458 | +0.625 | 15:27:10.209 |
| 18                           | 1:24.564 | +0.731 | 15:28:34.773 |
| 19                           | 1:24.783 | +0.950 | 15:29:59.556 |
| 20                           | 1:25.447 | +1.614 | 15:31:25.003 |

Printed: 03/09/2007 03:34:02 PM

Licensed to: Sports Car Club of British Columbia

Chief of Timing & Scoring  
Race Director



Orbits 2  
www.amb-it.com  
www.mylaps.com

# Double Your Pleasure Weekend


## Group 2

## Group 2 Race MON

## Race

Mission Raceway Park 2.120 Km

03/09/2007 02:30 PM



| Lap | Lap Tm   | Diff   | Time of Day  |
|-----|----------|--------|--------------|
| 21  | 1:25.490 | +1.657 | 15:32:50.493 |

(731) Martin Berryman

| Lap | Lap Tm   | Diff   | Time of Day  |
|-----|----------|--------|--------------|
| 1   | 1:30.974 | +6.331 | 15:04:18.060 |
| 2   | 1:26.872 | +2.229 | 15:05:44.932 |
| 3   | 1:26.406 | +1.763 | 15:07:11.338 |
| 4   | 1:25.597 | +0.954 | 15:08:36.935 |
| 5   | 1:26.014 | +1.371 | 15:10:02.949 |
| 6   | 1:25.170 | +0.527 | 15:11:28.119 |
| 7   | 1:29.609 | +4.966 | 15:12:57.728 |
| 8   | 1:25.435 | +0.792 | 15:14:23.163 |
| 9   | 1:25.270 | +0.627 | 15:15:48.433 |
| 10  | 1:26.113 | +1.470 | 15:17:14.546 |
| 11  | 1:26.247 | +1.604 | 15:18:40.793 |
| 12  | 1:25.215 | +0.572 | 15:20:06.008 |
| 13  | 1:25.775 | +1.132 | 15:21:31.783 |
| 14  | 1:24.987 | +0.344 | 15:22:56.770 |
| 15  | 1:24.707 | +0.064 | 15:24:21.477 |
| 16  | 1:25.044 | +0.401 | 15:25:46.521 |
| 17  | 1:24.810 | +0.167 | 15:27:11.331 |
| 18  | 1:24.643 | -      | 15:28:35.974 |
| 19  | 1:25.096 | +0.453 | 15:30:01.070 |
| 20  | 1:25.618 | +0.975 | 15:31:26.688 |
| 21  | 1:26.111 | +1.468 | 15:32:52.799 |

(768) Tim Rosche

| Lap | Lap Tm   | Diff   | Time of Day  |
|-----|----------|--------|--------------|
| 1   | 1:30.365 | +5.444 | 15:04:10.908 |
| 2   | 1:24.921 | -      | 15:05:35.829 |
| 3   | 1:25.069 | +0.148 | 15:07:00.898 |
| 4   | 1:24.991 | +0.070 | 15:08:25.889 |
| 5   | 1:25.538 | +0.617 | 15:09:51.427 |
| 6   | 1:25.821 | +0.900 | 15:11:17.248 |
| 7   | 1:25.251 | +0.330 | 15:12:42.499 |
| 8   | 1:25.502 | +0.581 | 15:14:08.001 |
| 9   | 1:25.249 | +0.328 | 15:15:33.250 |
| 10  | 1:25.675 | +0.754 | 15:16:58.925 |
| 11  | 1:25.331 | +0.410 | 15:18:24.256 |
| 12  | 1:25.766 | +0.845 | 15:19:50.022 |
| 13  | 1:25.708 | +0.787 | 15:21:15.730 |
| 14  | 1:25.501 | +0.580 | 15:22:41.231 |
| 15  | 1:26.413 | +1.492 | 15:24:07.644 |
| 16  | 1:26.758 | +1.837 | 15:25:34.402 |
| 17  | 1:26.743 | +1.822 | 15:27:01.145 |
| 18  | 1:27.679 | +2.758 | 15:28:28.824 |
| 19  | 1:29.998 | +5.077 | 15:29:58.822 |
| 20  | 1:27.316 | +2.395 | 15:31:26.138 |
| 21  | 1:29.295 | +4.374 | 15:32:55.433 |

(66) Mark Keller

| Lap | Lap Tm   | Diff   | Time of Day  |
|-----|----------|--------|--------------|
| 1   | 1:31.045 | +5.046 | 15:04:12.102 |
| 2   | 1:26.538 | +0.539 | 15:05:38.640 |
| 3   | 1:26.368 | +0.369 | 15:07:05.008 |
| 4   | 1:26.663 | +0.664 | 15:08:31.671 |
| 5   | 1:28.060 | +2.061 | 15:09:59.731 |
| 6   | 1:25.999 | -      | 15:11:25.730 |
| 7   | 1:26.207 | +0.208 | 15:12:51.937 |
| 8   | 1:26.372 | +0.373 | 15:14:18.309 |
| 9   | 1:26.043 | +0.044 | 15:15:44.352 |
| 10  | 1:26.635 | +0.636 | 15:17:10.987 |
| 11  | 1:26.922 | +0.923 | 15:18:37.909 |
| 12  | 1:27.658 | +1.659 | 15:20:05.567 |

| Lap | Lap Tm   | Diff   | Time of Day  |
|-----|----------|--------|--------------|
| 13  | 1:28.079 | +2.080 | 15:21:33.646 |
| 14  | 1:27.727 | +1.728 | 15:23:01.373 |
| 15  | 1:27.488 | +1.489 | 15:24:28.861 |
| 16  | 1:27.119 | +1.120 | 15:25:55.980 |
| 17  | 1:28.088 | +2.089 | 15:27:24.068 |
| 18  | 1:27.054 | +1.055 | 15:28:51.122 |
| 19  | 1:27.094 | +1.095 | 15:30:18.216 |
| 20  | 1:27.832 | +1.833 | 15:31:46.048 |
| 21  | 1:27.974 | +1.975 | 15:33:14.022 |

(113) Andrew Robotom

| Lap | Lap Tm   | Diff    | Time of Day  |
|-----|----------|---------|--------------|
| 1   | 1:31.811 | +6.033  | 15:04:13.304 |
| 2   | 1:27.640 | +1.862  | 15:05:40.944 |
| 3   | 1:25.778 | -       | 15:07:06.722 |
| 4   | 1:26.484 | +0.706  | 15:08:33.206 |
| 5   | 1:26.890 | +1.112  | 15:10:00.096 |
| 6   | 1:26.098 | +0.320  | 15:11:26.194 |
| 7   | 1:38.225 | +12.447 | 15:13:04.419 |
| 8   | 1:26.810 | +1.032  | 15:14:31.229 |
| 9   | 1:31.260 | +5.482  | 15:16:02.489 |
| 10  | 1:26.881 | +1.103  | 15:17:29.370 |
| 11  | 1:27.014 | +1.236  | 15:18:56.384 |
| 12  | 1:26.846 | +1.068  | 15:20:23.230 |
| 13  | 1:27.014 | +1.236  | 15:21:50.244 |
| 14  | 1:27.124 | +1.346  | 15:23:17.368 |
| 15  | 1:26.390 | +0.612  | 15:24:43.758 |
| 16  | 1:26.295 | +0.517  | 15:26:10.053 |
| 17  | 1:27.230 | +1.452  | 15:27:37.283 |
| 18  | 1:26.564 | +0.786  | 15:29:03.847 |
| 19  | 1:26.706 | +0.928  | 15:30:30.553 |
| 20  | 1:26.610 | +0.832  | 15:31:57.163 |
| 21  | 1:25.908 | +0.130  | 15:33:23.071 |

(70) Steve Justiss

| Lap | Lap Tm   | Diff   | Time of Day  |
|-----|----------|--------|--------------|
| 1   | 1:32.284 | +5.498 | 15:04:14.775 |
| 2   | 1:27.405 | +0.619 | 15:05:42.180 |
| 3   | 1:26.786 | -      | 15:07:08.966 |
| 4   | 1:26.800 | +0.014 | 15:08:35.766 |
| 5   | 1:27.986 | +1.200 | 15:10:03.752 |
| 6   | 1:27.741 | +0.955 | 15:11:31.493 |
| 7   | 1:30.944 | +4.158 | 15:13:02.437 |
| 8   | 1:27.089 | +0.303 | 15:14:29.526 |
| 9   | 1:27.228 | +0.442 | 15:15:56.754 |
| 10  | 1:27.797 | +1.011 | 15:17:24.551 |
| 11  | 1:27.143 | +0.357 | 15:18:51.694 |
| 12  | 1:27.407 | +0.621 | 15:20:19.101 |
| 13  | 1:27.328 | +0.542 | 15:21:46.429 |
| 14  | 1:27.421 | +0.635 | 15:23:13.850 |
| 15  | 1:27.491 | +0.705 | 15:24:41.341 |
| 16  | 1:27.696 | +0.910 | 15:26:09.037 |
| 17  | 1:29.396 | +2.610 | 15:27:38.433 |
| 18  | 1:27.909 | +1.123 | 15:29:06.342 |
| 19  | 1:27.746 | +0.960 | 15:30:34.088 |
| 20  | 1:28.499 | +1.713 | 15:32:02.587 |
| 21  | 1:28.423 | +1.637 | 15:33:31.010 |

(734) Richard Jacyna

| Lap | Lap Tm   | Diff   | Time of Day  |
|-----|----------|--------|--------------|
| 1   | 1:33.601 | +6.479 | 15:04:16.491 |
| 2   | 1:27.166 | +0.044 | 15:05:43.657 |
| 3   | 1:28.264 | +1.142 | 15:07:11.921 |
| 4   | 1:27.943 | +0.821 | 15:08:39.864 |

| Lap | Lap Tm   | Diff   | Time of Day  |
|-----|----------|--------|--------------|
| 5   | 1:27.313 | +0.191 | 15:10:07.177 |
| 6   | 1:27.738 | +0.616 | 15:11:34.915 |
| 7   | 1:28.101 | +0.979 | 15:13:03.016 |
| 8   | 1:27.869 | +0.747 | 15:14:30.885 |
| 9   | 1:27.537 | +0.415 | 15:15:58.422 |
| 10  | 1:27.140 | +0.018 | 15:17:25.562 |
| 11  | 1:29.961 | +2.839 | 15:18:55.523 |
| 12  | 1:27.418 | +0.296 | 15:20:22.941 |
| 13  | 1:27.122 | -      | 15:21:50.063 |
| 14  | 1:30.329 | +3.207 | 15:23:20.392 |
| 15  | 1:27.675 | +0.553 | 15:24:48.067 |
| 16  | 1:27.311 | +0.189 | 15:26:15.378 |
| 17  | 1:27.654 | +0.532 | 15:27:43.032 |
| 18  | 1:27.499 | +0.377 | 15:29:10.531 |
| 19  | 1:28.717 | +1.595 | 15:30:39.248 |
| 20  | 1:28.052 | +0.930 | 15:32:07.300 |
| 21  | 1:28.726 | +1.604 | 15:33:36.026 |

(76) Al Carton

| Lap | Lap Tm   | Diff   | Time of Day  |
|-----|----------|--------|--------------|
| 1   | 1:33.565 | +5.466 | 15:04:16.851 |
| 2   | 1:28.849 | +0.750 | 15:05:45.700 |
| 3   | 1:28.918 | +0.819 | 15:07:14.618 |
| 4   | 1:28.656 | +0.557 | 15:08:43.274 |
| 5   | 1:28.136 | +0.037 | 15:10:11.410 |
| 6   | 1:28.458 | +0.359 | 15:11:39.868 |
| 7   | 1:29.045 | +0.946 | 15:13:08.913 |
| 8   | 1:28.557 | +0.458 | 15:14:37.470 |
| 9   | 1:28.657 | +0.558 | 15:16:06.127 |
| 10  | 1:28.364 | +0.265 | 15:17:34.491 |
| 11  | 1:28.615 | +0.516 | 15:19:03.106 |
| 12  | 1:28.099 | -      | 15:20:31.205 |
| 13  | 1:28.319 | +0.220 | 15:21:59.524 |
| 14  | 1:28.776 | +0.677 | 15:23:28.300 |
| 15  | 1:28.357 | +0.258 | 15:24:56.657 |
| 16  | 1:28.467 | +0.368 | 15:26:25.124 |
| 17  | 1:29.059 | +0.960 | 15:27:54.183 |
| 18  | 1:28.101 | +0.002 | 15:29:22.284 |
| 19  | 1:28.240 | +0.141 | 15:30:50.524 |
| 20  | 1:28.225 | +0.126 | 15:32:18.749 |
| 21  | 1:28.900 | +0.801 | 15:33:47.649 |

(135) Mike Tripp

| Lap | Lap Tm   | Diff   | Time of Day  |
|-----|----------|--------|--------------|
| 1   | 1:34.518 | +6.847 | 15:04:21.190 |
| 2   | 1:30.244 | +2.573 | 15:05:51.434 |
| 3   | 1:29.302 | +1.631 | 15:07:20.736 |
| 4   | 1:29.303 | +1.632 | 15:08:50.039 |
| 5   | 1:28.680 | +1.009 | 15:10:18.719 |
| 6   | 1:29.615 | +1.944 | 15:11:48.334 |
| 7   | 1:30.727 | +3.056 | 15:13:19.061 |
| 8   | 1:29.447 | +1.776 | 15:14:48.508 |
| 9   | 1:29.632 | +1.961 | 15:16:18.140 |
| 10  | 1:29.559 | +1.888 | 15:17:47.699 |
| 11  | 1:28.990 | +1.319 | 15:19:16.689 |
| 12  | 1:28.969 | +1.298 | 15:20:45.658 |
| 13  | 1:29.435 | +1.764 | 15:22:15.093 |
| 14  | 1:29.744 | +2.073 | 15:23:44.837 |
| 15  | 1:29.052 | +1.381 | 15:25:13.889 |
| 16  | 1:27.671 | -      | 15:26:41.560 |
| 17  | 1:28.811 | +1.140 | 15:28:10.371 |
| 18  | 1:31.311 | +3.640 | 15:29:41.682 |
| 19  | 1:28.134 | +0.463 | 15:31:09.816 |

Printed: 03/09/2007 03:34:02 PM

Licensed to: Sports Car Club of British Columbia

Chief of Timing & Scoring  
Race Director




Orbits 2  
www.amb-it.com  
www.mylaps.com

Double Your Pleasure Weekend

Group 2  
Group 2 Race MON  
Race

Mission Raceway Park 2.120 Km

03/09/2007 02:30 PM



| Lap                           | Lap Tm   | Diff   | Time of Day  |
|-------------------------------|----------|--------|--------------|
| 20                            | 1:29.157 | +1.486 | 15:32:38.973 |
| <b>(737) Robert Gilchrist</b> |          |        |              |
| 1                             | 1:33.396 | +4.664 | 15:04:19.807 |
| 2                             | 1:29.442 | +0.710 | 15:05:49.249 |
| 3                             | 1:28.732 | -      | 15:07:17.981 |
| 4                             | 1:28.919 | +0.187 | 15:08:46.900 |
| 5                             | 1:28.870 | +0.138 | 15:10:15.770 |
| 6                             | 1:29.057 | +0.325 | 15:11:44.827 |
| 7                             | 1:29.923 | +1.191 | 15:13:14.750 |
| 8                             | 1:29.638 | +0.906 | 15:14:44.388 |
| 9                             | 1:29.573 | +0.841 | 15:16:13.961 |
| 10                            | 1:29.480 | +0.748 | 15:17:43.441 |
| 11                            | 1:29.232 | +0.500 | 15:19:12.673 |
| 12                            | 1:29.460 | +0.728 | 15:20:42.133 |
| 13                            | 1:29.094 | +0.362 | 15:22:11.227 |
| 14                            | 1:29.386 | +0.654 | 15:23:40.613 |
| 15                            | 1:29.333 | +0.601 | 15:25:09.946 |
| 16                            | 1:29.529 | +0.797 | 15:26:39.475 |
| 17                            | 1:29.219 | +0.487 | 15:28:08.694 |
| 18                            | 1:30.145 | +1.413 | 15:29:38.839 |
| 19                            | 1:29.812 | +1.080 | 15:31:08.651 |
| 20                            | 1:30.570 | +1.838 | 15:32:39.221 |

| Lap                          | Lap Tm   | Diff    | Time of Day  |
|------------------------------|----------|---------|--------------|
| <b>(193) Chuck Rancattii</b> |          |         |              |
| 1                            | 1:33.047 | +6.020  | 15:04:15.774 |
| 2                            | 1:27.210 | +0.183  | 15:05:42.984 |
| 3                            | 1:28.662 | +1.635  | 15:07:11.646 |
| 4                            | 1:29.189 | +2.162  | 15:08:40.835 |
| 5                            | 1:27.675 | +0.648  | 15:10:08.510 |
| 6                            | 1:27.323 | +0.296  | 15:11:35.833 |
| 7                            | 1:29.477 | +2.450  | 15:13:05.310 |
| 8                            | 1:27.383 | +0.356  | 15:14:32.693 |
| 9                            | 1:29.512 | +2.485  | 15:16:02.205 |
| 10                           | 1:27.051 | +0.024  | 15:17:29.256 |
| 11                           | 1:28.077 | +1.050  | 15:18:57.333 |
| 12                           | 1:28.366 | +1.339  | 15:20:25.699 |
| 13                           | 1:27.119 | +0.092  | 15:21:52.818 |
| 14                           | 1:27.027 | -       | 15:23:19.845 |
| 15                           | 1:27.900 | +0.873  | 15:24:47.745 |
| 16                           | 1:28.090 | +1.063  | 15:26:15.835 |
| 17                           | 2:06.300 | +39.273 | 15:28:22.135 |
| 18                           | 1:29.897 | +2.870  | 15:29:52.032 |
| 19                           | 1:28.612 | +1.585  | 15:31:20.644 |
| 20                           | 1:29.722 | +2.695  | 15:32:50.366 |

| Lap                         | Lap Tm   | Diff   | Time of Day  |
|-----------------------------|----------|--------|--------------|
| <b>(123) Linda Heinrich</b> |          |        |              |
| 1                           | 1:33.892 | +4.889 | 15:04:19.720 |
| 2                           | 1:30.883 | +1.880 | 15:05:50.603 |
| 3                           | 1:29.003 | -      | 15:07:19.606 |
| 4                           | 1:29.183 | +0.180 | 15:08:48.789 |
| 5                           | 1:29.362 | +0.359 | 15:10:18.151 |
| 6                           | 1:29.216 | +0.213 | 15:11:47.367 |
| 7                           | 1:30.981 | +1.978 | 15:13:18.348 |
| 8                           | 1:29.447 | +0.444 | 15:14:47.795 |
| 9                           | 1:29.696 | +0.693 | 15:16:17.491 |
| 10                          | 1:29.375 | +0.372 | 15:17:46.866 |
| 11                          | 1:29.022 | +0.019 | 15:19:15.888 |
| 12                          | 1:29.016 | +0.013 | 15:20:44.904 |
| 13                          | 1:29.797 | +0.794 | 15:22:14.701 |
| 14                          | 1:29.903 | +0.900 | 15:23:44.604 |

| Lap | Lap Tm   | Diff   | Time of Day  |
|-----|----------|--------|--------------|
| 15  | 1:30.361 | +1.358 | 15:25:14.965 |
| 16  | 1:31.121 | +2.118 | 15:26:46.086 |
| 17  | 1:33.183 | +4.180 | 15:28:19.269 |
| 18  | 1:29.322 | +0.319 | 15:29:48.591 |
| 19  | 1:30.510 | +1.507 | 15:31:19.101 |
| 20  | 1:33.913 | +4.910 | 15:32:53.014 |

| Lap                         | Lap Tm   | Diff    | Time of Day  |
|-----------------------------|----------|---------|--------------|
| <b>(139) Daniel Shrader</b> |          |         |              |
| 1                           | 1:32.719 | +3.806  | 15:04:17.608 |
| 2                           | 1:30.313 | +1.400  | 15:05:47.921 |
| 3                           | 1:29.492 | +0.579  | 15:07:17.413 |
| 4                           | 1:30.391 | +1.478  | 15:08:47.804 |
| 5                           | 1:28.920 | +0.007  | 15:10:16.724 |
| 6                           | 1:29.723 | +0.810  | 15:11:46.447 |
| 7                           | 1:30.479 | +1.566  | 15:13:16.926 |
| 8                           | 1:29.400 | +0.487  | 15:14:46.326 |
| 9                           | 1:29.881 | +0.968  | 15:16:16.207 |
| 10                          | 1:28.997 | +0.084  | 15:17:45.204 |
| 11                          | 1:29.074 | +0.161  | 15:19:14.278 |
| 12                          | 1:29.086 | +0.173  | 15:20:43.364 |
| 13                          | 1:28.913 | -       | 15:22:12.277 |
| 14                          | 1:30.196 | +1.283  | 15:23:42.473 |
| 15                          | 1:31.106 | +2.193  | 15:25:13.579 |
| 16                          | 1:31.685 | +2.772  | 15:26:45.264 |
| 17                          | 1:34.175 | +5.262  | 15:28:19.439 |
| 18                          | 1:38.467 | +9.554  | 15:29:57.906 |
| 19                          | 1:38.935 | +10.022 | 15:31:36.841 |
| 20                          | 1:36.842 | +7.929  | 15:33:13.683 |

| Lap                    | Lap Tm   | Diff      | Time of Day  |
|------------------------|----------|-----------|--------------|
| <b>(146) Guy Selle</b> |          |           |              |
| 1                      | 1:26.545 | +2.104    | 15:04:05.811 |
| 2                      | 1:24.657 | +0.216    | 15:05:30.468 |
| 3                      | 1:24.441 | -         | 15:06:54.909 |
| 4                      | 1:24.656 | +0.215    | 15:08:19.565 |
| 5                      | 1:24.883 | +0.442    | 15:09:44.448 |
| 6                      | 1:24.871 | +0.430    | 15:11:09.319 |
| 7                      | 1:24.700 | +0.259    | 15:12:34.019 |
| 8                      | 1:24.914 | +0.473    | 15:13:58.933 |
| 9                      | 1:25.341 | +0.900    | 15:15:24.274 |
| 10                     | 1:25.536 | +1.095    | 15:16:49.810 |
| 11                     | 1:24.920 | +0.479    | 15:18:14.730 |
| 12                     | 1:24.778 | +0.337    | 15:19:39.508 |
| 13                     | 1:28.916 | +4.475    | 15:21:08.424 |
| 14                     | 1:28.876 | +4.435    | 15:22:37.300 |
| 15                     | 1:33.370 | +8.929    | 15:24:10.670 |
| p16                    | 6:14.411 | +4:49.970 | 15:30:25.081 |
| 17                     | 1:45.347 | +20.906   | 15:32:10.428 |
| 18                     | 1:35.174 | +10.733   | 15:33:45.602 |

| Lap                      | Lap Tm   | Diff   | Time of Day  |
|--------------------------|----------|--------|--------------|
| <b>(448) Trevor Meis</b> |          |        |              |
| 1                        | 1:46.275 | +3.606 | 15:04:36.501 |
| 2                        | 1:47.932 | +5.263 | 15:06:24.433 |
| 3                        | 1:48.252 | +5.583 | 15:08:12.685 |
| 4                        | 1:47.372 | +4.703 | 15:10:00.057 |
| 5                        | 1:45.658 | +2.989 | 15:11:45.715 |
| 6                        | 1:46.403 | +3.734 | 15:13:32.118 |
| 7                        | 1:43.144 | +0.475 | 15:15:15.262 |
| 8                        | 1:43.762 | +1.093 | 15:16:59.024 |
| 9                        | 1:45.337 | +2.668 | 15:18:44.361 |
| 10                       | 1:42.669 | -      | 15:20:27.030 |
| 11                       | 1:43.487 | +0.818 | 15:22:10.517 |

Printed: 03/09/2007 03:34:02 PM

Licensed to: Sports Car Club of British Columbia

Chief of Timing & Scoring  
Race Director



Orbits 2  
www.amb-it.com  
www.mylaps.com



Sports Car Club of British Columbia  
The Double Your Pleasure Weekend

Sanction ICSCC Mission Raceway Park Track Length 2.12 Km..  
GROUP 2 OFFICIAL RACE RESULTS Sep 1-3, 2006



| POS  | CAR | DRIVER           | TOWN            | MAKE          | COLOUR       | LAPS | O/A | CLUB/LICENCE | SPONSOR                                       | FAST LAP |
|------|-----|------------------|-----------------|---------------|--------------|------|-----|--------------|---|----------|
| CR   |     |                  |                 |               |              |      |     |              |   |          |
| 1    | 62  | Ron Johnson      | Seattle,WA      | VW Rabbit     | Red/Yellow   | 21   | 6   | IRDC ICSCC   | The Perfect Wife                              | 1:25.104 |
| 2    | 93  | Brian Elmore     | Everett,WA      | VW Rabbit     | Yellow       | 21   | 7   | IRDC ICSCC   |   | 1:25.375 |
| 3    | 139 | Daniel Shrader   | Vancouver,WA    | VW Rabbit     | Whi/Blu/Yel  | 20   | 19  | CSCC ICSCC   | St. John's Auto Center, Advantage Collision C | 1:28.913 |
| CSM  |     |                  |                 |               |              |      |     |              |   |          |
| 1    | 07  | Jeff Clark       | Puyallup,WA     | Mazda Miata   | Red          | 21   | 4   | IRDC ICSCC   | Jeff's Auto and Friends                       | 1:25.323 |
| 2    | 32  | Chris Heinrich   | Portland,OR     | Mazda Miata   | Red          | 21   | 5   | CSCC ICSCC   | Advantage Collision Center, St. John's Auto C | 1:24.983 |
| 3    | 66  | Mark Keller      | Snohomish,WA    | Mazda Miata   | Black        | 21   | 10  | IRDC ICSCC   | Blackjack Racing                              | 1:25.999 |
| 4    | 113 | Andrew Robottom  | Beaverton,OR    | Mazda Miata   | Blue/Red     | 21   | 11  | TC ICSCC     | Master Mechanics Inc, Capote Studio           | 1:25.778 |
| 5    | 193 | Chuck Rancatti   | Mukilteo, WA    | Mazda Miata   | Red/Silver   | 20   | 17  | IRDC ICSCC   |   | 1:27.027 |
| EP   |     |                  |                 |               |              |      |     |              |   |          |
| 1    | 146 | Guy Selle        | Adna,WA         | Nissan Sentr  | Red/White    | 18   | 20  | NWDE ICSCC   | LSR-Repair, Late Start Racing                 | 1:24.441 |
| FP   |     |                  |                 |               |              |      |     |              |   |          |
| 1    | 737 | Robert Gilchrist | Abbotsford,BC   | Toyota MR2    | Red/White    | 20   | 16  | SCCBC CACC   | Lift Buddy Canada                             | 1:28.732 |
| DQ   | 768 | Tim Rosche       | Mission,BC      | Honda CRX Si  | Black        | 21   | DQ  | SCCBC CACC   | Rosche Racing                                 | 1:24.921 |
| GP   |     |                  |                 |               |              |      |     |              |   |          |
| 1    | 123 | Linda Heinrich   | Portland,OR     | Toyota Paseo  | Red          | 20   | 18  | CSCC ICSCC   | St. John's Auto Center, Advantage Collision C | 1:29.003 |
| H4   |     |                  |                 |               |              |      |     |              |   |          |
| 1    | 713 | Tom Davies       | N.Vancouver,BC  | Honda CRX     | Black/Orange | 21   | 1   | SCCBC CACC   | Nixon Automotive                              | 1:24.289 |
| 2    | 712 | Cindy Stevens    | Richmond,BC     | Honda CRX si  | Blue         | 21   | 3   | SCCBC CACC   | Storm Power                                   | 1:25.178 |
| 3    | 792 | Robert Johnston  | Abbotsford,BC   | Honda CRX Si  | Black/Yellow | 21   | 8   | SCCBC CACC   |   | 1:23.833 |
| 4    | 731 | Martin Berryman  | Pitt Meadows,BC | Honda Civic S | White        | 21   | 9   | SCCBC CACC   | Wane's Custom Woodworks Inc.                  | 1:24.643 |
| HP   |     |                  |                 |               |              |      |     |              |   |          |
| 1    | 448 | Trevor Meis      | Vancouver,WA    | Datsun B210   | Red/Wht/Blu  | 17   | 21  | CSCC ICSCC   | Turton's Auto Repair, A&T Tire                | 1:42.669 |
| PRO7 |     |                  |                 |               |              |      |     |              |   |          |
| 1    | 70  | Steve Justiss    | Belfair,WA      | Mazda RX7     | Red          | 21   | 12  | IRDC ICSCC   | Jeff's Executive Automotive                   | 1:26.786 |
| 2    | 76  | Al Carton        | Snohomish,WA    | Mazda RX7     | Red          | 21   | 14  | IRDC ICSCC   | Carben Racing, Addco Inc. Excavating          | 1:28.099 |
| SM   |     |                  |                 |               |              |      |     |              |   |          |
| 1    | 89  | Gary Bockman     | Portland,OR     | Mazda Miata   | Wht/Org/Blu  | 21   | 2   | CSCC ICSCC   | Clyde West, 99 West Trailers, FMR Ind, BSI    | 1:24.538 |
| 2    | 734 | Richard Jacyna   | Penticton,BC    | Mazda Miata   | Red/Silver   | 21   | 13  | SCCBC CACC   | Cut Technologies, Jafa Industries             | 1:27.122 |
| 3    | 135 | Mike Tripp       | Forest Grove,OR | Mazda Miata   | White        | 20   | 15  | CSCC ICSCC   |   | 1:27.671 |
| DQ   | 47  | Jess Heitman     | Portland,OR     | Mazda Miata   | Silver       | 14   | DQ  | CSCC ICSCC   | Maz-Toy Auto Recycling, Woodstock Motorspo    | 1:24.508 |

**TOTAL IN GROUP= 23**

COMMENTS: **Group 2 Race - Monday - Final**  
**Car 768 - DQ - Underweight**  
**Car 47 - DQ - leaving track early**

STEWARD: \_\_\_\_\_

September 3, 2007 4:37:57 PM

TIMING & SCORING: \_\_\_\_\_