

Double Your Pleasure Weekend


Group 5

Group 5 Practice

Practice

Mission Raceway Park 2.120 Km

01/09/2007 08:50 AM



(151) Jeff VanLierop

1	1:41.928	+18.239
2	1:25.562	+1.873
3	1:24.981	+1.292
4	1:24.109	+0.420
5	1:23.841	+0.152
6	1:23.689	-
p7	3:17.462	+1:53.773
8	1:29.469	+5.780

(25) Gordon L. Jones

1	1:43.878	+19.990
2	1:28.514	+4.626
3	1:24.786	+0.898
4	1:23.888	-

(712) Burton Reynolds

1	1:46.514	+22.280
2	1:33.466	+9.232
3	1:27.406	+3.172
4	1:27.042	+2.808
5	1:26.340	+2.106
6	1:27.857	+3.623
7	1:28.245	+4.011
8	1:24.234	-
9	1:24.702	+0.468

(731) Martin Berryman

1	1:45.684	+21.303
2	1:25.317	+0.936
3	1:24.902	+0.521
4	1:24.915	+0.534
5	1:26.796	+2.415
6	1:24.599	+0.218
7	1:26.305	+1.924
8	1:24.634	+0.253
9	1:24.381	-
10	1:24.760	+0.379

(713) Tom Davies

1	1:47.253	+22.520
2	1:34.024	+9.291
3	1:29.059	+4.326
4	1:29.491	+4.758
5	1:26.812	+2.079
6	1:25.209	+0.476
7	1:25.219	+0.486
8	1:24.733	-
9	1:26.157	+1.424

(66) Mark Keller

1	1:44.440	+19.039
2	1:30.398	+4.997
3	1:28.039	+2.638
4	1:26.215	+0.814
5	1:25.902	+0.501
6	1:25.922	+0.521
7	1:25.401	-
8	1:25.942	+0.541
9	1:26.115	+0.714
10	1:27.324	+1.923

(792) Robert Johnston

1	1:45.482	+19.944
2	1:29.776	+4.238
3	1:27.542	+2.004
4	1:25.995	+0.457
5	1:27.343	+1.805
6	1:25.823	+0.285
7	1:25.538	-

(07) Jeff Clark

1	1:47.530	+21.290
2	1:28.970	+2.730
3	1:28.570	+2.330
4	1:27.091	+0.851
5	1:26.541	+0.301
6	1:26.377	+0.137
7	1:26.240	-
8	1:26.424	+0.184
9	1:26.814	+0.574

(19) Michael Conatore

1	1:44.175	+17.755
2	1:33.706	+7.286
3	1:33.454	+7.034
4	1:28.593	+2.173
5	1:27.328	+0.908
6	1:26.910	+0.490
7	1:29.460	+3.040
8	1:26.420	-

(99) Karen Stimson

1	1:50.328	+23.399
2	1:32.380	+5.451
3	1:29.523	+2.594
4	1:27.756	+0.827
5	1:27.116	+0.187
6	1:27.846	+0.917
7	1:26.929	-
8	1:27.159	+0.230
9	1:31.638	+4.709

(192) Dale Beuning

1	1:45.440	+18.445
2	1:32.325	+5.330
3	1:28.814	+1.819
4	1:27.958	+0.963
5	1:27.870	+0.875
6	1:26.995	-
7	1:27.253	+0.258
8	1:27.317	+0.322
9	1:28.771	+1.776

(113) Andrew Robottom

1	1:43.960	+16.762
2	1:31.943	+4.745
3	1:29.377	+2.179
4	1:27.952	+0.754
5	1:27.810	+0.612
6	1:29.844	+2.646
7	1:27.198	-
8	1:28.009	+0.811

9 1:29.332 +2.134

(100) Tobias Basliko

1	1:43.239	+15.874
2	1:28.406	+1.041
3	1:27.722	+0.357
4	1:27.365	-

(734) Richard Jacyna

1	1:46.937	+19.032
2	1:34.699	+6.794
3	1:30.886	+2.981
4	1:29.579	+1.674
5	1:29.140	+1.235
6	1:27.905	-
7	1:28.418	+0.513
8	1:29.118	+1.213
9	1:29.699	+1.794

(341) Scot McKinley

1	1:47.462	+13.772
2	1:40.683	+6.993
3	1:37.666	+3.976
4	1:37.680	+3.990
5	1:36.357	+2.667
6	1:34.154	+0.464
7	1:34.571	+0.881
8	1:34.102	+0.412
9	1:33.690	-

(461) James Millet

1	1:47.866	+12.112
2	1:44.739	+8.985
3	1:42.838	+7.084
4	1:41.890	+6.136
5	1:37.492	+1.738
6	1:35.754	-
7	1:36.969	+1.215
8	1:36.404	+0.650
9	1:37.818	+2.064



Double Your Pleasure Weekend

Group 5

Mission Raceway Park 2.120 Km

Group 5 Qualifying SAT

01/09/2007 02:05 PM

Qualify

(7) Daryl Brightwell

1	1:31.033	+8.181
2	1:24.702	+1.850
3	1:23.299	+0.447
4	1:22.936	+0.084
5	1:25.087	+2.235
6	1:22.852	-
7	1:23.316	+0.464
8	1:23.318	+0.466
9	1:23.717	+0.865
10	1:24.209	+1.357

(713) Tom Davies

1	1:38.505	+13.483
2	1:26.894	+1.872
3	1:26.064	+1.042
4	1:27.332	+2.310
5	1:25.447	+0.425
6	1:25.865	+0.843
7	1:25.185	+0.163
8	1:30.017	+4.995
9	1:30.955	+5.933
10	1:25.022	-

4	1:26.514	-
5	1:28.121	+1.607
6	1:27.984	+1.470
7	1:26.716	+0.202
8	1:27.132	+0.618
9	1:27.344	+0.830

4	1:33.276	+3.026
5	1:31.123	+0.873
6	1:30.250	-
7	1:30.436	+0.186
8	1:31.025	+0.775
9	1:31.453	+1.203

(25) Gordon L. Jones

1	1:41.089	+16.960
2	1:27.468	+3.339
3	1:24.168	+0.039
4	1:24.617	+0.488
5	1:24.129	-
p6	2:47.408	+1:23.279
7	1:29.745	+5.616
8	1:25.440	+1.311
9	1:25.136	+1.007

(66) Mark Keller

1	1:34.549	+9.190
2	1:30.087	+4.728
3	1:25.359	-
4	1:25.441	+0.082
5	1:26.296	+0.937
6	1:25.720	+0.361
7	1:26.327	+0.968

(192) Dale Beuning

1	1:41.763	+15.031
2	1:30.571	+3.839
3	1:28.448	+1.716
4	1:27.516	+0.784
5	1:27.352	+0.620
6	1:26.732	-
7	1:26.839	+0.107
p8	2:26.550	+59.818
9	1:33.243	+6.511

(341) Scot McKinley

1	1:44.464	+10.452
2	1:34.012	-
3	1:34.513	+0.501
4	1:36.940	+2.928
5	1:35.092	+1.080
6	1:38.306	+4.294
7	1:40.828	+6.816

(792) Robert Johnston

1	1:39.319	+15.129
2	1:26.107	+1.917
p3	1:41.715	+17.525
p4	1:58.293	+34.103
5	1:32.747	+8.557
6	1:25.147	+0.957
7	1:24.829	+0.639
8	1:24.947	+0.757
9	1:24.190	-

(187) Shelly Krasselt

1	1:42.341	+16.810
2	1:29.958	+4.427
3	1:26.993	+1.462
4	1:27.441	+1.910
5	1:27.589	+2.058
6	1:27.423	+1.892
7	1:26.904	+1.373
8	1:26.317	+0.786
9	1:25.531	-
10	1:25.666	+0.135

(07) Jeff Clark

1	1:37.310	+10.557
2	1:26.871	+0.118
3	1:27.135	+0.382
4	1:26.753	-

(47) Alfred Skip Jones

1	1:48.110	+13.396
2	1:37.628	+2.914
3	1:34.714	-
4	1:34.775	+0.061

(151) Jeff VanTierop

1	1:42.082	+17.721
2	1:38.882	+14.521
3	1:31.395	+7.034
4	1:24.361	-

(19) Michael Conatore

1	1:31.435	+5.715
2	1:26.158	+0.438
3	1:25.720	-
4	1:27.048	+1.328
5	1:26.535	+0.815
6	1:26.425	+0.705
7	1:27.687	+1.967
8	1:27.849	+2.129
9	1:31.048	+5.328
10	1:35.350	+9.630

(113) Andrew Robottom

1	1:32.265	+5.410
2	1:27.101	+0.246
3	1:26.855	-
4	1:27.777	+0.922
5	1:27.750	+0.895
6	1:28.085	+1.230
7	1:27.908	+1.053
8	1:27.724	+0.869
9	1:29.014	+2.159
10	1:28.364	+1.509

(731) Martin Berryman

1	1:38.507	+13.609
2	1:27.693	+2.795
3	1:26.068	+1.170
4	1:24.898	-
5	1:25.031	+0.133
6	1:25.248	+0.350
7	1:25.859	+0.961
8	1:26.903	+2.005
9	1:26.151	+1.253

(73) Robert Dunn

1	1:39.541	+13.071
2	1:27.512	+1.042
3	1:27.123	+0.653
4	1:28.193	+1.723
5	1:26.470	-
6	1:26.501	+0.031
7	1:26.530	+0.060
8	1:28.070	+1.600
9	1:28.527	+2.057
10	1:28.352	+1.882

(99) Karen Stimson

1	1:44.589	+17.645
2	1:31.748	+4.804
3	1:27.210	+0.266
4	1:28.104	+1.160
5	1:27.910	+0.966
6	1:26.944	-
7	1:27.113	+0.169
8	1:27.253	+0.309
9	1:28.163	+1.219

(712) Burton Reynolds

1	1:39.466	+14.474
2	1:27.801	+2.809
3	1:29.878	+4.886
4	1:36.203	+11.211
5	1:25.971	+0.979
6	1:25.736	+0.744
7	1:24.992	-
8	1:25.765	+0.773
9	1:25.511	+0.519

(100) Tobias Basiliko

1	1:35.167	+8.653
2	1:26.865	+0.351
3	1:26.539	+0.025

(734) Richard Jacyna

1	1:37.595	+9.723
2	1:30.868	+2.996
3	1:27.872	-
4	1:29.698	+1.826
5	1:28.620	+0.748
6	1:28.374	+0.502
7	1:29.026	+1.154
8	1:29.331	+1.459
9	1:28.130	+0.258

(461) James Millet

1	1:40.927	+10.677
2	1:35.711	+5.461
3	1:34.311	+4.061



Double Your Pleasure Weekend

Group 5

Mission Raceway Park 2.120 Km

Group 5 Qualifying SUN

02/09/2007 08:50 AM

Qualify

Lap	Lap Tm	Diff	Time of Day
(792) Robert Johnston			
1	1:39.830	+15.512	8:59:38.048
2	1:26.061	+1.743	9:01:04.109
3	1:26.775	+2.457	9:02:30.884
4	1:24.318	-	9:03:55.202

Lap	Lap Tm	Diff	Time of Day
(731) Martin Berryman			
1	1:35.126	+10.342	9:00:35.418
2	1:24.784	-	9:02:00.202
3	1:26.520	+1.736	9:03:26.722
4	1:25.968	+1.184	9:04:52.690

Lap	Lap Tm	Diff	Time of Day
(25) Gordon L. Jones			
1	1:41.781	+16.933	8:59:20.310
2	1:26.458	+1.610	9:00:46.768
3	1:25.071	+0.223	9:02:11.839
4	1:24.848	-	9:03:36.687

Lap	Lap Tm	Diff	Time of Day
(19) Michael Conatore			
1	1:41.936	+16.932	8:59:24.444
2	1:26.023	+1.019	9:00:50.467
3	1:25.343	+0.339	9:02:15.810
4	1:25.004	-	9:03:40.814
5	1:31.735	+6.731	9:05:12.549

Lap	Lap Tm	Diff	Time of Day
(66) Mark Keller			
1	1:45.095	+19.944	8:59:25.476
2	1:29.551	+4.400	9:00:55.027
3	1:25.151	-	9:02:20.178
4	1:25.509	+0.358	9:03:45.687

Lap	Lap Tm	Diff	Time of Day
(100) Tobias Bastiiko			
1	1:45.853	+20.620	8:59:18.567
2	1:27.239	+2.006	9:00:45.806
3	1:25.233	-	9:02:11.039
4	1:25.407	+0.174	9:03:36.446
5	1:31.726	+6.493	9:05:08.172

Lap	Lap Tm	Diff	Time of Day
(192) Dale Beuning			
1	1:49.359	+24.122	8:59:41.966
2	1:31.597	+6.360	9:01:13.563
3	1:26.482	+1.245	9:02:40.045
4	1:25.237	-	9:04:05.282

Lap	Lap Tm	Diff	Time of Day
(07) Jeff Clark			
1	1:37.212	+11.706	8:59:26.981
2	1:26.890	+1.384	9:00:53.871
3	1:25.506	-	9:02:19.377
4	1:25.569	+0.063	9:03:44.946

Lap	Lap Tm	Diff	Time of Day
(712) Burton Reynolds			
1	1:48.732	+22.786	8:59:17.987
2	1:28.215	+2.269	9:00:46.202
3	1:25.946	-	9:02:12.148
4	1:26.424	+0.478	9:03:38.572

Lap	Lap Tm	Diff	Time of Day
(113) Andrew Robottom			
1	1:49.197	+22.347	8:59:19.998
2	1:28.609	+1.759	9:00:48.607
3	1:26.850	-	9:02:15.457

Lap	Lap Tm	Diff	Time of Day
4	1:27.616	+0.766	9:03:43.073
5	1:30.891	+4.041	9:05:13.964

Lap	Lap Tm	Diff	Time of Day
(737) Ryan O'Connor			
1	1:43.540	+16.630	8:59:28.838
2	1:31.760	+4.850	9:01:00.598
3	1:32.359	+5.449	9:02:32.957
4	1:26.910	-	9:03:59.867
p5	1:58.803	+31.893	9:05:58.670
6	1:41.978	+15.068	9:07:40.648
7	1:35.405	+8.495	9:09:16.053
8	1:34.632	+7.722	9:10:50.685
9	1:34.637	+7.727	9:12:25.322

Lap	Lap Tm	Diff	Time of Day
(713) Tom Davies			
1	1:44.706	+17.781	9:00:32.471
2	1:26.925	-	9:01:59.396
3	1:27.121	+0.196	9:03:26.517
4	1:28.348	+1.423	9:04:54.865
5	1:37.051	+10.126	9:06:31.916
6	1:38.546	+11.621	9:08:10.462
7	1:52.708	+25.783	9:10:03.170
8	1:38.945	+12.020	9:11:42.115

Lap	Lap Tm	Diff	Time of Day
(99) Karen Stimson			
1	1:51.362	+23.640	8:59:55.184
2	1:31.734	+4.012	9:01:26.918
3	1:29.815	+2.093	9:02:56.733
4	1:27.722	-	9:04:24.455

Lap	Lap Tm	Diff	Time of Day
(73) Robert Dunn			
1	1:45.458	+17.673	8:59:33.804
2	1:27.785	-	9:01:01.589
3	1:32.924	+5.139	9:02:34.513
4	1:29.895	+2.110	9:04:04.408
5	1:34.177	+6.392	9:05:38.585
6	1:36.878	+9.093	9:07:15.463
7	1:37.255	+9.470	9:08:52.718
8	1:36.308	+8.523	9:10:29.026
9	1:35.984	+8.199	9:12:05.010

Lap	Lap Tm	Diff	Time of Day
(187) Shelly Krasselt			
1	1:45.551	+17.301	8:59:32.532
2	1:28.250	-	9:01:00.782
3	1:32.907	+4.657	9:02:33.689
4	1:28.303	+0.053	9:04:01.992
5	1:57.964	+29.714	9:05:59.956
6	1:43.634	+15.384	9:07:43.590
7	1:45.336	+17.086	9:09:28.926

Lap	Lap Tm	Diff	Time of Day
(7) Daryl Brightwell			
1	1:44.670	+12.976	8:59:59.587
2	1:32.195	+0.501	9:01:31.782
3	1:31.694	-	9:03:03.476
4	1:32.141	+0.447	9:04:35.617
5	1:36.550	+4.856	9:06:12.167
6	1:37.683	+5.989	9:07:49.850
7	1:37.703	+6.009	9:09:27.553
8	1:37.279	+5.585	9:11:04.832

(461) James Millet

Lap	Lap Tm	Diff	Time of Day
1	1:47.931	+15.484	8:59:24.771
2	1:35.168	+2.721	9:00:59.939
3	1:32.447	-	9:02:32.386
4	1:34.862	+2.415	9:04:07.248

Lap	Lap Tm	Diff	Time of Day
(734) Richard Jacyna			
1	1:45.333	+7.550	9:03:08.531
2	1:37.783	-	9:04:46.314
3	1:49.151	+11.368	9:06:35.465
4	1:49.764	+11.981	9:08:25.229

Lap	Lap Tm	Diff	Time of Day
(341) Scot McKinley			
1	1:53.126	+12.954	9:00:06.792
2	1:40.616	+0.444	9:01:47.408
3	1:40.172	-	9:03:27.580





Sports Car Club of British Columbia

The Double Your Pleasure Weekend

Sanction ICSCC Mission Raceway Park Track Length 2.12 Km..

GROUP 5 COMBINED QUALIFYING RESULTS Sep 1-3, 2006



POS	CAR	DRIVER	TOWN	MAKE	COLOUR	CLUB / LICENS	CLASS	SPONSOR	2nd Best	BEST TIME
1	7	Daryl Brightwell	Otis Orchards,WA	Mazda RX7	Black	NWMS ICSCC	EIP	SC Phelps, VisionQuest, Granite, Certainteed, Imagequ	1:22.936	1:22.852
2	25	Gordon L. Jones	Tualatin,OR	BMW 2002 TII	White	TC ICSCC	FIP	Mike O'Hara BMW Service, G.N. Machine	1:24.168	1:24.129
3	792	Robert Johnston	Abbotsford,BC	Honda CRX Si	Black/Yellow	SCCBC CACC	ITA		1:24.318	1:24.190
4	151	Jeff VanLierop	Olympia,WA	BMW 325i	Wht/Grn/Blk	IRDC ICSCC	EIP	Country Green Turf, PM Auto, Adare Motorsports	1:31.395	1:24.361
5	731	Martin Berryman	Pitt Meadows,BC	Honda Civic Si	White	SCCBC CACC	ITA	Wane's Custom Woodworks Inc.	1:25.031	1:24.784
6	712	Burton Reynolds	Mission,BC	Honda CRX si	Blue	SCCBC CACC	ITA	Storm Power	1:25.511	1:24.992
7	19	Michael Conatore	Olympia,WA	Nissan 240SX	Silver/Blue	TC ICSCC	ITA	Top Tech Motorsports, Master Mechanics	1:25.343	1:25.004
8	713	Tom Davies	N.Vancouver,BC	Honda CRX	Black/Orange	SCCBC CACC	ITA	Nixon Automotive	1:25.185	1:25.022
9	66	Mark Keller	Snohomish,WA	Mazda Miata	Black	IRDC ICSCC	ITA	Blackjack Racing	1:25.441	1:25.151
10	100	Tobias Basiliko	Seattle,WA	BMW 2002	Green	IRDC ICSCC	EIP	Jones Racing, Auto Hound Collision Center	1:25.407	1:25.233
11	192	Dale Beuning	Seattle,WA	BMW 325i	Black	BMWCC ICSCC	EIP	Unofficialbmw.com	1:26.482	1:25.237
12	07	Jeff Clark	Puyallup,WA	Mazda Miata	Red	IRDC ICSCC	ITA	Jeff's Auto and Friends	1:25.569	1:25.506
13	187	Shelly Krasselt	Spokane,WA	Alfa Spider	Red	CRA ICSCC	EIP	Russell & Krasselt Racing	1:25.666	1:25.531
14	73	Robert Dunn	Seattle,WA	Dodge Neon	Blu/Wht	BMWCC ICSCC	ITA	Car Tender	1:26.501	1:26.470
15	113	Andrew Robottom	Beaverton,OR	Mazda Miata	Blue/Red	TC ICSCC	ITA	Master Mechanics Inc, Capote Studio	1:27.101	1:26.850
16	737	Ryan O'Connor	Vancouver,BC	Honda Civic	Blue	SCCBC CACC	GTL	BC Children's Hospital Foundation	1:31.760	1:26.910
17	99	Karen Stimson	Battle Ground,WA	Mazda RX7	Yellow	CSCC ICSCC	ITA	God	1:27.113	1:26.944
18	734	Richard Jacyna	Penticton,BC	Mazda Miata	Red/Silver	SCCBC CACC	ITA	Cut Technologies, Jafa Industries Rye's Racing	1:28.130	1:27.872
19	461	James Millet	Shoreline,WA	BMW E30 325is	Wht/Red/Blu	BMWCC ICSCC	EIP	Bob Mearns	1:30.436	1:30.250
20	341	Scot McKinley	Belmont,CA	Pontiac Fiero	White	NWMS ICSCC	ITB	Yes, please call me 650-533-7932	1:34.513	1:34.012
21	47	Alfred Skip Jones	Seattle,WA	Datsun 510	Red/Black	NWDE ICSCC	HIP	Team Barg, Prospects Plus	1:34.775	1:34.714

COMMENTS: **Group 5 Combined Qualifying - Sun Car 712 - DQ Sun qual due to weight**

STEWARD: _____

05/09/2007 6:03:09 PM

TIMING & SCORING. _____

Double Your Pleasure Weekend


Group 5

Group 5 Race SUN

Race

Mission Raceway Park 2.120 Km

02/09/2007 01:15 PM



Lap	Lap Tm	Diff	Time of Day
(7) Daryl Brightwell			
1	1:23.980	+0.814	13:28:38.476
2	1:23.166	-	13:30:01.642
3	1:24.484	+1.318	13:31:26.126
4	1:25.316	+2.150	13:32:51.442
5	1:24.975	+1.809	13:34:16.417
6	1:24.691	+1.525	13:35:41.108
7	1:24.190	+1.024	13:37:05.298
8	1:24.658	+1.492	13:38:29.956
9	1:24.806	+1.640	13:39:54.762
10	1:25.060	+1.894	13:41:19.822
11	1:24.636	+1.470	13:42:44.458
12	1:24.049	+0.883	13:44:08.507
13	1:23.710	+0.544	13:45:32.217
14	1:23.329	+0.163	13:46:55.546
15	1:24.240	+1.074	13:48:19.786
16	1:23.937	+0.771	13:49:43.723
17	1:25.521	+2.355	13:51:09.244
18	1:25.149	+1.983	13:52:34.393
19	1:23.988	+0.822	13:53:58.381
20	1:24.507	+1.341	13:55:22.888
21	1:25.318	+2.152	13:56:48.206

Lap	Lap Tm	Diff	Time of Day
(737) Ryan O'Connor			
1	1:31.899	+9.166	13:28:49.516
2	1:25.074	+2.341	13:30:14.590
3	1:25.112	+2.379	13:31:39.702
4	1:24.079	+1.346	13:33:03.781
5	1:24.265	+1.532	13:34:28.046
6	1:24.132	+1.399	13:35:52.178
7	1:24.953	+2.220	13:37:17.131
8	1:23.475	+0.742	13:38:40.606
9	1:24.199	+1.466	13:40:04.805
10	1:23.633	+0.900	13:41:28.438
11	1:23.597	+0.864	13:42:52.035
12	1:23.251	+0.518	13:44:15.286
13	1:23.610	+0.877	13:45:38.896
14	1:25.067	+2.334	13:47:03.963
15	1:24.393	+1.660	13:48:28.356
16	1:22.733	-	13:49:51.089
17	1:23.673	+0.940	13:51:14.762
18	1:23.605	+0.872	13:52:38.367
19	1:25.102	+2.369	13:54:03.469
20	1:23.953	+1.220	13:55:27.422
21	1:23.877	+1.144	13:56:51.299

Lap	Lap Tm	Diff	Time of Day
(25) Gordon L. Jones			
1	1:25.845	+2.120	13:28:40.501
2	1:24.251	+0.526	13:30:04.752
3	1:25.895	+2.170	13:31:30.647
4	1:24.913	+1.188	13:32:55.560
5	1:24.545	+0.820	13:34:20.105
6	1:23.725	-	13:35:43.830
7	1:24.179	+0.454	13:37:08.009
8	1:24.599	+0.874	13:38:32.608
9	1:25.257	+1.532	13:39:57.865
10	1:24.352	+0.627	13:41:22.217
11	1:24.387	+0.662	13:42:46.604
12	1:24.096	+0.371	13:44:10.700
13	1:23.880	+0.155	13:45:34.580

Lap	Lap Tm	Diff	Time of Day
14	1:24.305	+0.580	13:46:58.885
15	1:24.089	+0.364	13:48:22.974
16	1:24.527	+0.802	13:49:47.501
17	1:25.113	+1.388	13:51:12.614
18	1:24.160	+0.435	13:52:36.774
19	1:26.378	+2.653	13:54:03.152
20	1:25.492	+1.767	13:55:28.644
21	1:25.430	+1.705	13:56:54.074

Lap	Lap Tm	Diff	Time of Day
(731) Martin Berryman			
1	1:27.808	+3.830	13:28:42.906
2	1:24.834	+0.856	13:30:07.740
3	1:24.506	+0.528	13:31:32.246
4	1:24.060	+0.082	13:32:56.306
5	1:24.757	+0.779	13:34:21.063
6	1:24.337	+0.359	13:35:45.400
7	1:24.253	+0.275	13:37:09.653
8	1:24.107	+0.129	13:38:33.760
9	1:24.904	+0.926	13:39:58.664
10	1:24.433	+0.455	13:41:23.097
11	1:24.552	+0.574	13:42:47.649
12	1:24.185	+0.207	13:44:11.834
13	1:24.049	+0.071	13:45:35.883
14	1:24.710	+0.732	13:47:00.593
15	1:23.978	-	13:48:24.571
16	1:24.276	+0.298	13:49:48.847
17	1:24.436	+0.458	13:51:13.283
18	1:24.403	+0.425	13:52:37.686
19	1:26.484	+2.506	13:54:04.170
20	1:25.285	+1.307	13:55:29.455
21	1:25.373	+1.395	13:56:54.828

Lap	Lap Tm	Diff	Time of Day
(792) Robert Johnston			
1	1:28.478	+4.388	13:28:43.465
2	1:24.941	+0.851	13:30:08.406
3	1:24.530	+0.440	13:31:32.936
4	1:24.182	+0.092	13:32:57.118
5	1:24.704	+0.614	13:34:21.822
6	1:24.090	-	13:35:45.912
7	1:24.411	+0.321	13:37:10.323
8	1:24.300	+0.210	13:38:34.623
9	1:25.275	+1.185	13:39:59.898
10	1:24.426	+0.336	13:41:24.324
11	1:24.747	+0.657	13:42:49.071
12	1:24.162	+0.072	13:44:13.233
13	1:24.348	+0.258	13:45:37.581
14	1:24.941	+0.851	13:47:02.522
15	1:25.879	+1.789	13:48:28.401
16	1:25.092	+1.002	13:49:53.493
17	1:25.168	+1.078	13:51:18.661
18	1:26.436	+2.346	13:52:45.097
19	1:25.344	+1.254	13:54:10.441
20	1:25.058	+0.968	13:55:35.499
21	1:24.955	+0.865	13:57:00.454

Lap	Lap Tm	Diff	Time of Day
(712) Burton Reynolds			
1	1:30.786	+5.418	13:28:46.012
2	1:27.153	+1.785	13:30:13.165
3	1:26.203	+0.835	13:31:39.368
4	1:25.675	+0.307	13:33:05.043
5	1:25.657	+0.289	13:34:30.700

Lap	Lap Tm	Diff	Time of Day
6	1:26.169	+0.801	13:35:56.869
7	1:26.088	+0.720	13:37:22.957
8	1:26.142	+0.774	13:38:49.099
9	1:26.643	+1.275	13:40:15.742
10	1:26.125	+0.757	13:41:41.867
11	1:26.271	+0.903	13:43:08.138
12	1:25.775	+0.407	13:44:33.913
13	1:26.001	+0.633	13:45:59.914
14	1:25.493	+0.125	13:47:25.407
15	1:25.368	-	13:48:50.775
16	1:26.104	+0.736	13:50:16.879
17	1:25.768	+0.400	13:51:42.647
18	1:25.805	+0.437	13:53:08.452
19	1:25.887	+0.519	13:54:34.339
20	1:27.792	+2.424	13:56:02.131
21	1:26.047	+0.679	13:57:28.178

Lap	Lap Tm	Diff	Time of Day
(07) Jeff Clark			
1	1:31.792	+6.071	13:28:49.033
2	1:26.388	+0.667	13:30:15.421
3	1:25.868	+0.147	13:31:41.289
4	1:25.988	+0.267	13:33:07.277
5	1:26.655	+0.934	13:34:33.932
6	1:25.879	+0.158	13:35:59.811
7	1:25.721	-	13:37:25.532
8	1:25.963	+0.242	13:38:51.495
9	1:25.990	+0.269	13:40:17.485
10	1:26.614	+0.893	13:41:44.099
11	1:26.406	+0.685	13:43:10.505
12	1:25.919	+0.198	13:44:36.424
13	1:25.770	+0.049	13:46:02.194
14	1:25.904	+0.183	13:47:28.098
15	1:25.902	+0.181	13:48:54.000
16	1:25.846	+0.125	13:50:19.846
17	1:25.779	+0.058	13:51:45.625
18	1:26.154	+0.433	13:53:11.779
19	1:26.425	+0.704	13:54:38.204
20	1:26.398	+0.677	13:56:04.602
21	1:27.588	+1.867	13:57:32.190

Lap	Lap Tm	Diff	Time of Day
(19) Michael Conatore			
1	1:28.641	+3.305	13:28:44.097
2	1:25.352	+0.016	13:30:09.449
3	1:25.336	-	13:31:34.785
4	1:25.696	+0.360	13:33:00.481
5	1:25.459	+0.123	13:34:25.940
6	1:25.576	+0.240	13:35:51.516
7	1:26.924	+1.588	13:37:18.440
8	1:26.322	+0.986	13:38:44.762
9	1:25.865	+0.529	13:40:10.627
10	1:34.088	+8.752	13:41:44.715
11	1:26.335	+0.999	13:43:11.050
12	1:26.084	+0.748	13:44:37.134
13	1:25.839	+0.503	13:46:02.973
14	1:25.935	+0.599	13:47:28.908
15	1:26.071	+0.735	13:48:54.979
16	1:26.097	+0.761	13:50:21.076
17	1:26.335	+0.999	13:51:47.411
18	1:26.574	+1.238	13:53:13.985
19	1:26.091	+0.755	13:54:40.076
20	1:26.642	+1.306	13:56:06.718

Printed: 02/09/2007 02:01:50 PM

Licensed to: Sports Car Club of British Columbia

Chief of Timing & Scoring
Race Director



Orbits 2
www.amb-it.com
www.mylaps.com

Double Your Pleasure Weekend


Group 5

Group 5 Race SUN

Race

Mission Raceway Park 2.120 Km

02/09/2007 01:15 PM



Lap	Lap Tm	Diff	Time of Day
21	1:30.593	+5.257	13:57:37.311

(187) Shelly Krasselt

1	1:33.640	+9.043	13:28:50.464
2	1:28.157	+3.560	13:30:18.621
3	1:25.137	+0.540	13:31:43.758
4	1:26.095	+1.498	13:33:09.853
5	1:26.391	+1.794	13:34:36.244
6	1:26.558	+1.961	13:36:02.802
7	1:26.359	+1.762	13:37:29.161
8	1:25.989	+1.392	13:38:55.150
9	1:26.316	+1.719	13:40:21.466
10	1:26.796	+2.199	13:41:48.262
11	1:25.695	+1.098	13:43:13.957
12	1:25.759	+1.162	13:44:39.716
13	1:27.294	+2.697	13:46:07.010
14	1:28.465	+3.868	13:47:35.475
15	1:26.139	+1.542	13:49:01.614
16	1:25.113	+0.516	13:50:26.727
17	1:26.146	+1.549	13:51:52.873
18	1:25.443	+0.846	13:53:18.316
19	1:24.597	-	13:54:42.913
20	1:25.602	+1.005	13:56:08.515
21	1:29.360	+4.763	13:57:37.875

(100) Tobias Basiliro

1	1:39.130	+14.469	13:28:55.666
2	1:25.753	+1.092	13:30:21.419
3	1:27.595	+2.934	13:31:49.014
4	1:25.840	+1.179	13:33:14.854
5	1:26.173	+1.512	13:34:41.027
6	1:26.440	+1.779	13:36:07.467
7	1:25.789	+1.128	13:37:33.256
8	1:25.728	+1.067	13:38:58.984
9	1:25.592	+0.931	13:40:24.576
10	1:27.378	+2.717	13:41:51.954
11	1:26.513	+1.852	13:43:18.467
12	1:28.403	+3.742	13:44:46.870
13	1:25.784	+1.123	13:46:12.654
14	1:25.099	+0.438	13:47:37.753
15	1:25.848	+1.187	13:49:03.601
16	1:25.687	+1.026	13:50:29.288
17	1:24.777	+0.116	13:51:54.065
18	1:25.986	+1.325	13:53:20.051
19	1:24.661	-	13:54:44.712
20	1:27.019	+2.358	13:56:11.731
21	1:26.460	+1.799	13:57:38.191

(66) Mark Keller

1	1:30.946	+5.007	13:28:46.829
2	1:27.082	+1.143	13:30:13.911
3	1:26.912	+0.973	13:31:40.823
4	1:25.939	-	13:33:06.762
5	1:27.483	+1.544	13:34:34.245
6	1:26.382	+0.443	13:36:00.627
7	1:26.234	+0.295	13:37:26.861
8	1:26.217	+0.278	13:38:53.078
9	1:26.903	+0.964	13:40:19.981
10	1:26.712	+0.773	13:41:46.693
11	1:26.540	+0.601	13:43:13.233
12	1:25.951	+0.012	13:44:39.184

Lap	Lap Tm	Diff	Time of Day
13	1:26.275	+0.336	13:46:05.459
14	1:26.470	+0.531	13:47:31.929
15	1:27.115	+1.176	13:48:59.044
16	1:26.362	+0.423	13:50:25.406
17	1:27.316	+1.377	13:51:52.722
18	1:26.827	+0.888	13:53:19.549
19	1:27.517	+1.578	13:54:47.066
20	1:26.327	+0.388	13:56:13.393
21	1:27.955	+2.016	13:57:41.348

(73) Robert Dunn

1	1:32.688	+6.762	13:28:50.028
2	1:28.863	+2.937	13:30:18.891
3	1:26.719	+0.793	13:31:45.610
4	1:26.322	+0.396	13:33:11.932
5	1:26.094	+0.168	13:34:38.026
6	1:26.057	+0.131	13:36:04.083
7	1:25.941	+0.015	13:37:30.024
8	1:25.926	-	13:38:55.950
9	1:26.330	+0.404	13:40:22.280
10	1:26.831	+0.905	13:41:49.111
11	1:26.718	+0.792	13:43:15.829
12	1:26.421	+0.495	13:44:42.250
13	1:26.384	+0.458	13:46:08.634
14	1:27.025	+1.099	13:47:35.659
15	1:26.977	+1.051	13:49:02.636
16	1:27.223	+1.297	13:50:29.859
17	1:26.377	+0.451	13:51:56.236
18	1:26.658	+0.732	13:53:22.894
19	1:26.273	+0.347	13:54:49.167
20	1:26.271	+0.345	13:56:15.438
21	1:26.378	+0.452	13:57:41.816

(99) Karen Stimson

1	1:33.179	+6.061	13:28:51.579
2	1:28.195	+1.077	13:30:19.774
3	1:27.479	+0.361	13:31:47.253
4	1:27.275	+0.157	13:33:14.528
5	1:27.702	+0.584	13:34:42.230
6	1:27.386	+0.268	13:36:09.616
7	1:27.135	+0.017	13:37:36.751
8	1:27.183	+0.065	13:39:03.934
9	1:27.118	-	13:40:31.052
10	1:27.443	+0.325	13:41:58.495
11	1:27.976	+0.858	13:43:26.471
12	1:27.877	+0.759	13:44:54.348
13	1:27.727	+0.609	13:46:22.075
14	1:27.148	+0.030	13:47:49.223
15	1:27.221	+0.103	13:49:16.444
16	1:27.792	+0.674	13:50:44.236
17	1:27.994	+0.876	13:52:12.230
18	1:27.549	+0.431	13:53:39.779
19	1:27.444	+0.326	13:55:07.223
20	1:27.859	+0.741	13:56:35.082
21	1:28.034	+0.916	13:58:03.116

(113) Andrew Robotom

1	1:33.471	+7.032	13:28:51.138
2	1:28.364	+1.925	13:30:19.502
3	1:26.810	+0.371	13:31:46.312
4	1:27.187	+0.748	13:33:13.499

Lap	Lap Tm	Diff	Time of Day
5	1:26.818	+0.379	13:34:40.317
6	1:27.924	+1.485	13:36:08.241
7	1:27.260	+0.821	13:37:35.501
8	1:26.960	+0.521	13:39:02.461
9	1:27.321	+0.882	13:40:29.782
10	1:27.643	+1.204	13:41:57.425
11	1:33.200	+6.761	13:43:30.625
12	1:26.862	+0.423	13:44:57.487
13	1:28.673	+2.234	13:46:26.160
14	1:26.868	+0.429	13:47:53.028
15	1:27.835	+1.396	13:49:20.863
16	1:27.782	+1.343	13:50:48.645
17	1:27.323	+0.884	13:52:15.968
18	1:26.965	+0.526	13:53:42.933
19	1:27.700	+1.261	13:55:10.633
20	1:26.726	+0.287	13:56:37.359
21	1:26.439	-	13:58:03.798

(734) Richard Jacyna

1	1:32.187	+4.831	13:28:52.273
2	1:28.707	+1.351	13:30:20.980
3	1:27.974	+0.618	13:31:48.954
4	1:27.729	+0.373	13:33:16.683
5	1:28.034	+0.678	13:34:44.717
6	1:27.356	-	13:36:12.073
7	1:27.863	+0.507	13:37:39.936
8	1:27.696	+0.340	13:39:07.632
9	1:28.187	+0.831	13:40:35.819
10	1:31.405	+4.049	13:42:07.224
11	1:30.449	+3.093	13:43:37.673
12	1:29.397	+2.041	13:45:07.070
13	1:30.005	+2.649	13:46:37.075
14	1:28.467	+1.111	13:48:05.542
15	1:29.488	+2.132	13:49:35.030
16	1:30.140	+2.784	13:51:05.170
17	1:29.352	+1.996	13:52:34.522
18	1:28.685	+1.329	13:54:03.207
19	1:28.823	+1.467	13:55:32.030
20	1:28.076	+0.720	13:57:00.106

(461) James Millet

1	1:34.992	+5.861	13:28:55.822
2	1:31.391	+2.260	13:30:27.213
3	1:30.209	+1.078	13:31:57.422
4	1:30.030	+0.899	13:33:27.452
5	1:30.722	+1.591	13:34:58.174
6	1:30.934	+1.803	13:36:29.108
7	1:31.338	+2.207	13:38:00.446
8	1:30.797	+1.666	13:39:31.243
9	1:30.355	+1.224	13:41:01.598
10	1:30.683	+1.552	13:42:32.281
11	1:30.031	+0.900	13:44:02.312
12	1:29.869	+0.738	13:45:32.181
13	1:32.759	+3.628	13:47:04.940
14	1:30.546	+1.415	13:48:35.486
15	1:29.131	-	13:50:04.617
16	1:29.609	+0.478	13:51:34.226
17	1:30.039	+0.908	13:53:04.265
18	1:29.661	+0.530	13:54:33.926
19	1:32.321	+3.190	13:56:06.247
20	1:30.821	+1.690	13:57:37.068

Printed: 02/09/2007 02:01:50 PM

Licensed to: Sports Car Club of British Columbia

Chief of Timing & Scoring

Race Director



Orbits 2

www.amb-it.com

www.mylaps.com

Double Your Pleasure Weekend

Group 5

Mission Raceway Park 2.120 Km

Group 5 Race SUN

02/09/2007 01:15 PM

Race

Lap	Lap Tm	Diff	Time of Day
(192) Dale Beuning			
1	1:31.931	+5.795	13:28:48.388
2	1:28.193	+2.057	13:30:16.581
3	1:26.275	+0.139	13:31:42.856
4	1:26.803	+0.667	13:33:09.659
5	1:27.882	+1.746	13:34:37.541
6	1:26.360	+0.224	13:36:03.901
7	1:27.119	+0.983	13:37:31.020
8	1:26.136	-	13:38:57.156
9	1:26.461	+0.325	13:40:23.617
10	1:27.283	+1.147	13:41:50.900
11	1:26.819	+0.683	13:43:17.719
12	1:28.738	+2.602	13:44:46.457
13	1:27.189	+1.053	13:46:13.646
14	1:27.296	+1.160	13:47:40.942
15	1:28.959	+2.823	13:49:09.901
p16	3:25.895	+1:59.759	13:52:35.796
17	1:37.949	+11.813	13:54:13.745
18	1:31.168	+5.032	13:55:44.913
19	1:34.286	+8.150	13:57:19.199

(341) Scot McKinley			
1	1:37.290	+3.240	13:28:58.339
2	1:34.283	+0.233	13:30:32.622
3	1:34.050	-	13:32:06.672
4	1:35.042	+0.992	13:33:41.714
5	1:34.359	+0.309	13:35:16.073
6	1:35.911	+1.861	13:36:51.984
7	1:35.190	+1.140	13:38:27.174
8	1:37.636	+3.586	13:40:04.810
9	1:34.136	+0.086	13:41:38.946
10	1:37.809	+3.759	13:43:16.755
11	1:34.924	+0.874	13:44:51.679
12	1:35.200	+1.150	13:46:26.879
13	1:34.068	+0.018	13:48:00.947
14	1:35.705	+1.655	13:49:36.652
15	1:36.484	+2.434	13:51:13.136
16	1:39.536	+5.486	13:52:52.672
17	1:34.966	+0.916	13:54:27.638
18	1:34.863	+0.813	13:56:02.501
19	1:39.048	+4.998	13:57:41.549

(47) Alfred Skip Jones			
1	1:57.406	+25.325	13:46:28.971
2	1:34.617	+2.536	13:48:03.588
3	1:35.171	+3.090	13:49:38.759
4	1:36.567	+4.486	13:51:15.326
5	1:35.220	+3.139	13:52:50.546
6	1:32.923	+0.842	13:54:23.469
7	1:32.682	+0.601	13:55:56.151
8	1:32.081	-	13:57:28.232

(713) Tom Davies			
1	1:29.738	+3.582	13:28:45.362
2	1:26.192	+0.036	13:30:11.554
p3	2:40.375	+1:14.219	13:32:51.929
4	1:32.738	+6.582	13:34:24.667
5	1:26.156	-	13:35:50.823

Lap	Lap Tm	Diff	Time of Day
-----	--------	------	-------------

Lap	Lap Tm	Diff	Time of Day
-----	--------	------	-------------





Sports Car Club of British Columbia

The Double Your Pleasure Weekend

Sanction ICSCC Mission Raceway Park Track Length 2.12 Km..

GROUP 5 OFFICIAL RACE RESULTS Sep 1-3, 2006



POS	CAR	DRIVER	TOWN	MAKE	COLOUR	LAPS	O/A	CLUB/LICENCE	SPONSOR	EAST LAP
EIP										
1	7	Daryl Brightwell	Otis Orchards,WA	Mazda RX7	Black	21	1	NWMS ICSCC	SC Phelps, VisionQuest, Granite, Certainteed,	1:23.166
2	187	Shelly Krasselt	Spokane,WA	Alfa Spider	Red	21	9	CRA ICSCC	Russell & Krasselt Racing	1:24.597
3	100	Tobias Basiliko	Seattle,WA	BMW 2002	Green	21	10	IRDC ICSCC	Jones Racing, Auto Hound Collision Center	1:24.661
4	461	James Millet	Shoreline,WA	BMW E30 325	Whi/Red/Blu	20	16	BMWCC ICSCC	Bob Mearns	1:29.131
5	192	Dale Beuning	Seattle,WA	BMW 325i	Black	19	17	BMWCC ICSCC	Unofficialbmw.com	1:26.136
DNS	151	Jeff VanLierop	Olympia,WA	BMW 325i	Wht/Grn/Blk	0	DNS	IRDC ICSCC	Country Green Turf, PM Auto, Adare Motorspo	----
FIP										
1	25	Gordon L. Jones	Tualatin,OR	BMW 2002 TI	White	21	3	TC ICSCC	Mike O'Hara BMW Service, G.N. Machine	1:23.725
GTL										
1	737	Ryan O'Connor	Vancouver,BC	Honda Civic	Blue	21	2	SCCBC CACC	BC Children's Hospital Foundation	1:22.733
HIP										
1	47	Alfred Skip Jones	Seattle,WA	Datsun 510	Red/Black	8	19	NWDE ICSCC	Team Barg, Prospects Plus	1:32.081
ITA										
1	731	Martin Berryman	Pitt Meadows,BC	Honda Civic S	White	21	4	SCCBC CACC	Wane's Custom Woodworks Inc.	1:23.978
2	792	Robert Johnston	Abbotsford,BC	Honda CRX Si	Black/Yellow	21	5	SCCBC CACC		1:24.090
3	712	Burton Reynolds	Mission,BC	Honda CRX si	Blue	21	6	SCCBC CACC	Storm Power	1:25.368
4	07	Jeff Clark	Puyallup,WA	Mazda Miata	Red	21	7	IRDC ICSCC	Jeff's Auto and Friends	1:25.721
5	19	Michael Conatore	Olympia,WA	Nissan 240SX	Silver/Blue	21	8	TC ICSCC	Top Tech Motorsports, Master Mechanics	1:25.336
6	66	Mark Keller	Snohomish,WA	Mazda Miata	Black	21	11	IRDC ICSCC	Blackjack Racing	1:25.939
7	73	Robert Dunn	Seattle,WA	Dodge Neon	Blu/Wht	21	12	BMWCC ICSCC	Car Tender	1:25.926
8	99	Karen Stimson	Battle Ground,WA	Mazda RX7	Yellow	21	13	CSCC ICSCC	God	1:27.118
9	113	Andrew Robottom	Beaverton,OR	Mazda Miata	Blue/Red	21	14	TC ICSCC	Master Mechanics Inc, Capote Studio	1:26.439
10	734	Richard Jacyna	Penticton,BC	Mazda Miata	Red/Silver	20	15	SCCBC CACC	Cut Technologies, Jafa Industries Rye's Racin	1:27.356
DNF	713	Tom Davies	N.Vancouver,BC	Honda CRX	Black/Orange	4	DNF	SCCBC CACC	Nixon Automotive	1:26.156
ITB										
1	341	Scot McKinley	Belmont,CA	Pontiac Fiero	White	19	18	NWMS ICSCC	Yes, please call me 650-533-7932	1:34.050

TOTAL IN GROUP= 21

COMMENTS: Group 5 Race - Final Results
Car 713 - 1 lap penalty - Avoidable contact - dangerous driving

STEWARD: _____

September 2, 2007 2:28:20 PM

TIMING & SCORING: _____