

Turn On to Turn 1

Closed Wheel 1

CW1 Practice 1

Practice

Mission Raceway Park 2.120 Km

04/12/08 09:00 AM



Lap	Lap Tm	Diff	Time of Day
<b>(44) Steve Paquette</b>			
1	1:40.601	+29.334	9:06:53.101
2	1:18.104	+6.837	9:08:11.205
3	1:52.069	+40.802	9:10:03.274
4	1:20.103	+8.836	9:11:23.377
5	1:13.574	+2.307	9:12:36.951
6	1:12.146	+0.879	9:13:49.097
7	1:12.034	+0.767	9:15:01.131
8	1:11.531	+0.264	9:16:12.662
9	1:11.267	-	9:17:23.929
<b>(782) Doug Yip</b>			
1	1:39.262	+21.765	9:07:34.451
2	1:21.615	+4.118	9:08:56.066
3	1:20.002	+2.505	9:10:16.068
4	1:20.401	+2.904	9:11:36.469
5	1:20.113	+2.616	9:12:56.582
6	1:30.534	+13.037	9:14:27.116
7	1:20.063	+2.566	9:15:47.179
8	1:17.497	-	9:17:04.676
9	1:18.143	+0.646	9:18:22.819
10	1:17.689	+0.192	9:19:40.508
<b>(6) Dennis Thoney</b>			
1	1:47.609	+29.720	9:02:42.794
2	1:33.606	+15.717	9:04:16.400
3	1:23.835	+5.946	9:05:40.235
4	1:51.876	+33.987	9:07:32.111
5	1:23.006	+5.117	9:08:55.117
6	1:19.579	+1.690	9:10:14.696
7	1:20.731	+2.842	9:11:35.427
8	1:23.225	+5.336	9:12:58.652
9	1:19.432	+1.543	9:14:18.084
10	1:19.085	+1.196	9:15:37.169
11	1:19.213	+1.324	9:16:56.382
12	1:18.424	+0.535	9:18:14.806
13	1:17.889	-	9:19:32.695
<b>(11) Rocky Elli</b>			
1	1:46.770	+27.073	9:02:43.893
2	1:33.685	+13.988	9:04:17.578
3	1:24.570	+4.873	9:05:42.148
4	1:23.448	+3.751	9:07:05.596
5	1:21.549	+1.852	9:08:27.145
6	1:19.697	-	9:09:46.842
7	1:20.078	+0.381	9:11:06.920
<b>(134) Darrin Gilmore</b>			
1	1:49.089	+28.954	9:03:10.466
2	1:33.306	+13.171	9:04:43.772
3	1:25.326	+5.191	9:06:09.098
4	1:27.469	+7.334	9:07:36.567
5	1:21.412	+1.277	9:08:57.979
6	1:20.519	+0.384	9:10:18.498
7	1:21.706	+1.571	9:11:40.204
8	1:20.135	-	9:13:00.339
9	1:20.554	+0.419	9:14:20.893
10	1:20.160	+0.025	9:15:41.053
<b>(768) Carlos Tester-Mabe</b>			

Lap	Lap Tm	Diff	Time of Day
1	1:45.734	+23.589	9:02:28.583
2	1:25.077	+2.932	9:03:53.660
3	1:22.939	+0.794	9:05:16.599
4	1:22.145	-	9:06:38.744
5	1:22.375	+0.230	9:08:01.119
6	1:22.735	+0.590	9:09:23.854
<b>(71) Branko Turic</b>			
1	1:57.578	+35.122	9:02:57.508
2	1:35.993	+13.537	9:04:33.501
3	1:28.465	+6.009	9:06:01.966
4	1:25.844	+3.388	9:07:27.810
5	1:23.027	+0.571	9:08:50.837
6	1:22.456	-	9:10:13.293
7	1:24.122	+1.666	9:11:37.415
<b>(94) Chris Chamberlain</b>			
1	1:48.738	+25.586	9:02:40.555
2	1:34.525	+11.373	9:04:15.080
3	1:31.620	+8.468	9:05:46.700
4	1:31.345	+8.193	9:07:18.045
5	1:23.152	-	9:08:41.197
<b>(131) Martin Berryman</b>			
1	1:36.336	+12.950	9:08:31.713
2	1:24.677	+1.291	9:09:55.850
3	1:23.386	-	9:11:19.236
4	1:24.419	+1.033	9:12:43.655
5	1:26.257	+2.871	9:14:09.912
6	1:23.725	+0.339	9:15:33.637
7	1:24.611	+1.225	9:16:58.248
8	1:23.629	+0.243	9:18:21.877
9	1:24.071	+0.685	9:19:45.948
<b>(9) Robert Johnston</b>			
1	1:35.637	+12.065	9:08:31.823
2	1:25.002	+1.430	9:09:56.825
3	1:23.693	+0.121	9:11:20.518
4	1:25.005	+1.433	9:12:45.523
5	1:24.801	+1.229	9:14:10.324
6	1:24.317	+0.745	9:15:34.641
7	1:24.784	+1.212	9:16:59.425
8	1:23.572	-	9:18:22.997
9	1:24.040	+0.468	9:19:47.037
<b>(28) Bryan Holyk</b>			
1	1:50.337	+26.457	9:02:40.077
2	1:33.960	+10.080	9:04:14.037
3	1:31.885	+8.005	9:05:45.922
4	1:30.956	+7.076	9:07:16.878
5	1:27.626	+3.746	9:08:44.504
6	1:26.719	+2.839	9:10:11.223
7	1:31.036	+7.156	9:11:42.259
8	1:26.005	+2.125	9:13:08.264
9	1:30.130	+6.250	9:14:38.394
10	1:24.491	+0.611	9:16:02.885
11	1:24.585	+0.705	9:17:27.470
12	1:23.880	-	9:18:51.350
<b>(19) Ryan Ennis</b>			
1	1:36.209	+12.304	9:12:56.967

Lap	Lap Tm	Diff	Time of Day
2	1:30.540	+6.635	9:14:27.507
3	1:25.333	+1.428	9:15:52.840
4	1:24.392	+0.487	9:17:17.232
5	1:23.905	-	9:18:41.137
<b>(81) Dennis Repel</b>			
1	1:44.948	+19.557	9:02:29.788
2	1:27.311	+1.920	9:03:57.099
3	1:26.623	+1.232	9:05:23.722
4	1:26.106	+0.715	9:06:49.828
5	1:26.266	+0.875	9:08:16.094
6	1:25.391	-	9:09:41.485
7	1:26.001	+0.610	9:11:07.486
<b>(37) Ryan O'Connor</b>			
1	2:00.024	+34.288	9:03:49.371
2	1:32.423	+6.687	9:05:21.794
3	1:31.450	+5.714	9:06:53.244
4	1:26.925	+1.189	9:08:20.169
5	1:25.965	+0.229	9:09:46.134
6	1:25.985	+0.249	9:11:12.119
7	1:25.736	-	9:12:37.855
8	1:25.902	+0.166	9:14:03.757
p9	3:07.777	+1.42.041	9:17:11.534
10	1:32.178	+6.442	9:18:43.712
11	1:26.037	+0.301	9:20:09.749
<b>(7) Jordan Isaak</b>			
1	1:47.518	+15.507	9:14:40.832
2	1:32.011	-	9:16:12.843
<b>(66) Richard Eagan</b>			
p1	4:33.002	-	9:06:11.685



Turn On to Turn 1


Closed Wheel 1

CW1 Race 1 Qualify

Qualify

Mission Raceway Park 2.120 Km

12/04/2008 11:40 AM



Lap	Lap Tm	Diff	Time of Day
<b>(44) Steve Paquette</b>			
1	1:26.700	+11.963	11:44:49.102
2	1:16.056	+1.319	11:46:05.158
3	1:14.737	-	11:47:19.895
4	1:14.815	+0.078	11:48:34.710
5	1:15.062	+0.325	11:49:49.772
p6	2:51.589	+1:36.852	11:52:41.361
7	1:22.413	+7.676	11:54:03.774
8	1:14.870	+0.133	11:55:18.644
9	1:14.796	+0.059	11:56:33.440
10	1:15.214	+0.477	11:57:48.654
11	1:15.877	+1.140	11:59:04.531

Lap	Lap Tm	Diff	Time of Day
<b>(11) Rocky Elli</b>			
1	1:33.808	+18.914	11:42:13.341
2	1:18.412	+3.518	11:43:31.753
3	1:18.521	+3.627	11:44:50.274
4	1:16.188	+1.294	11:46:06.462
5	1:16.017	+1.123	11:47:22.479
6	1:15.930	+1.036	11:48:38.409
7	1:19.228	+4.334	11:49:57.637
8	1:17.616	+2.722	11:51:15.253
9	1:16.056	+1.162	11:52:31.309
10	1:18.619	+3.725	11:53:49.928
11	1:27.488	+12.594	11:55:17.416
12	1:14.894	-	11:56:32.310

Lap	Lap Tm	Diff	Time of Day
<b>(782) Doug Yip</b>			
1	1:32.368	+15.662	11:42:34.846
2	1:18.082	+1.376	11:43:52.928
3	1:17.796	+1.090	11:45:10.724
4	1:16.706	-	11:46:27.430
5	1:18.267	+1.561	11:47:45.697
6	1:17.146	+0.440	11:49:02.843
7	1:18.216	+1.510	11:50:21.059
8	1:18.226	+1.520	11:51:39.285
9	1:19.477	+2.771	11:52:58.762
10	1:21.247	+4.541	11:54:20.009
11	1:30.032	+13.326	11:55:50.041
12	1:19.651	+2.945	11:57:09.692
13	1:18.264	+1.558	11:58:27.956

Lap	Lap Tm	Diff	Time of Day
<b>(66) Richard Eagan</b>			
1	1:36.264	+19.397	11:42:57.151
2	1:24.464	+7.597	11:44:21.615
3	1:17.867	+1.000	11:45:39.482
4	1:17.711	+0.844	11:46:57.193
5	1:20.459	+3.592	11:48:17.652
6	1:17.536	+0.669	11:49:35.188
7	1:17.935	+1.068	11:50:53.123
8	1:18.135	+1.268	11:52:11.258
9	1:16.867	-	11:53:28.125
10	1:17.504	+0.637	11:54:45.629
11	1:17.780	+0.913	11:56:03.409

Lap	Lap Tm	Diff	Time of Day
<b>(6) Dennis Thoney</b>			
1	1:37.865	+19.985	11:42:10.033
2	1:41.461	+23.581	11:43:51.494
p3	2:25.862	+1:07.982	11:46:17.356
4	1:31.234	+13.354	11:47:48.590

Lap	Lap Tm	Diff	Time of Day
5	1:18.681	+0.801	11:49:07.271
6	1:17.880	-	11:50:25.151
7	1:17.881	+0.001	11:51:43.032
8	1:18.709	+0.829	11:53:01.741
9	1:19.458	+1.578	11:54:21.199
10	1:19.124	+1.244	11:55:40.323
11	1:18.479	+0.599	11:56:58.802
12	1:20.245	+2.365	11:58:19.047
13	1:20.062	+2.182	11:59:39.109

Lap	Lap Tm	Diff	Time of Day
<b>(28) Bryan Holyk</b>			
1	1:35.656	+17.190	11:42:39.862
2	1:19.439	+0.973	11:43:59.301
3	1:22.508	+4.042	11:45:21.809
4	1:20.980	+2.514	11:46:42.789
5	1:20.934	+2.468	11:48:03.723
6	1:18.728	+0.262	11:49:22.451
7	1:18.466	-	11:50:40.917
8	1:20.022	+1.556	11:52:00.939
9	1:20.754	+2.288	11:53:21.693
10	1:20.281	+1.815	11:54:41.974
11	1:20.045	+1.579	11:56:02.019
12	1:22.210	+3.744	11:57:24.229
13	1:20.872	+2.406	11:58:45.101

Lap	Lap Tm	Diff	Time of Day
<b>(134) Darrin Gilmore</b>			
1	1:35.616	+15.251	11:42:10.911
2	1:20.518	+0.153	11:43:31.429
3	1:20.365	-	11:44:51.794
4	1:20.948	+0.583	11:46:12.742
5	1:20.723	+0.358	11:47:33.465
6	1:20.734	+0.369	11:48:54.199
7	1:20.707	+0.342	11:50:14.906

Lap	Lap Tm	Diff	Time of Day
<b>(94) Chris Chamberlain</b>			
1	1:37.640	+17.208	11:42:44.942
2	1:20.840	+0.408	11:44:05.782
3	1:20.700	+0.268	11:45:26.482
4	1:22.699	+2.267	11:46:49.181
5	1:22.711	+2.279	11:48:11.892
6	1:20.975	+0.543	11:49:32.867
7	1:21.512	+1.080	11:50:54.379
8	1:20.432	-	11:52:14.811
9	1:24.811	+4.379	11:53:39.622

Lap	Lap Tm	Diff	Time of Day
<b>(71) Branko Turic</b>			
1	1:39.667	+17.930	11:42:45.794
2	1:27.191	+5.454	11:44:12.985
3	1:21.737	-	11:45:34.722
4	1:22.623	+0.886	11:46:57.345
5	1:23.247	+1.510	11:48:20.592
6	1:24.107	+2.370	11:49:44.699

Lap	Lap Tm	Diff	Time of Day
<b>(768) Carlos Tesler-Mabe</b>			
1	1:39.079	+16.737	11:42:51.269
2	1:24.538	+2.196	11:44:15.807
3	1:24.637	+2.295	11:45:40.444
4	1:32.108	+9.766	11:47:12.552
5	1:22.342	-	11:48:34.894
6	1:22.388	+0.046	11:49:57.282
7	1:23.100	+0.758	11:51:20.382

Lap	Lap Tm	Diff	Time of Day
8	1:23.332	+0.990	11:52:43.714
9	1:26.585	+4.243	11:54:10.299
10	1:22.912	+0.570	11:55:33.211
11	1:23.231	+0.889	11:56:56.442
12	1:22.897	+0.555	11:58:19.339

Lap	Lap Tm	Diff	Time of Day
<b>(91) Ryan Ennis</b>			
1	1:36.860	+14.331	11:42:46.150
2	1:23.070	+0.541	11:44:09.220
3	1:22.831	+0.302	11:45:32.051
4	1:23.281	+0.752	11:46:55.332
5	1:22.565	+0.036	11:48:17.897
6	1:22.529	-	11:49:40.426

Lap	Lap Tm	Diff	Time of Day
<b>(9) Robert Johnston</b>			
1	1:34.393	+11.025	11:42:52.073
2	1:24.826	+1.458	11:44:16.899
3	1:23.494	+0.126	11:45:40.393
4	1:23.809	+0.441	11:47:04.202
5	1:25.572	+2.204	11:48:29.774
6	1:23.436	+0.068	11:49:53.210
7	1:23.889	+0.521	11:51:17.099
8	1:23.368	-	11:52:40.467
9	2:47.194	+1:23.826	11:55:27.661
10	1:23.807	+0.439	11:56:51.468
11	1:23.668	+0.300	11:58:15.136

Lap	Lap Tm	Diff	Time of Day
<b>(37) Ryan O'Connor</b>			
1	1:46.328	+22.958	11:42:44.304
2	1:37.044	+13.674	11:44:21.348
3	1:32.693	+9.323	11:45:54.041
4	1:24.906	+1.536	11:47:18.947
5	1:25.196	+1.826	11:48:44.143
6	1:24.180	+0.810	11:50:08.323
7	1:23.370	-	11:51:31.693
8	1:23.629	+0.259	11:52:55.322
9	1:24.696	+1.326	11:54:20.018
10	1:24.388	+1.018	11:55:44.406
p11	3:06.700	+1:43.330	11:58:51.106
12	1:33.338	+9.968	12:00:24.444

Lap	Lap Tm	Diff	Time of Day
<b>(81) Dennis Repel</b>			
1	1:36.976	+13.269	11:42:50.661
2	1:24.572	+0.865	11:44:15.233
3	1:23.707	-	11:45:38.940
4	1:24.447	+0.740	11:47:03.387
5	1:25.535	+1.828	11:48:28.922

Lap	Lap Tm	Diff	Time of Day
<b>(07) Jordan Isaak</b>			
1	1:39.257	+14.134	11:42:55.164
2	1:26.423	+1.300	11:44:21.587
3	1:26.028	+0.905	11:45:47.615
4	1:25.867	+0.744	11:47:13.482
5	1:25.674	+0.551	11:48:39.156
6	1:25.420	+0.297	11:50:04.576
7	1:25.123	-	11:51:29.699

Lap	Lap Tm	Diff	Time of Day
<b>(68) John Chu</b>			
1	1:43.569	+18.320	11:42:43.862
2	1:27.777	+2.528	11:44:11.639
3	1:25.630	+0.381	11:45:37.269



Turn On to Turn 1

Closed Wheel 1

Mission Raceway Park 2.120 Km

CW1 Race 1 Qualify

12/04/2008 11:40 AM

Qualify

Lap	Lap Tm	Diff	Time of Day
4	1:28.302	+3.053	11:47:05.571
5	1:25.249	-	11:48:30.820
6	1:27.759	+2.510	11:49:58.579
7	1:26.403	+1.154	11:51:24.982
8	1:26.551	+1.302	11:52:51.533

(381) Darren Bach			
Lap	Lap Tm	Diff	Time of Day
1	1:36.591	+9.783	11:42:13.882
2	1:34.181	+7.373	11:43:48.063
3	1:31.804	+4.996	11:45:19.867
4	1:31.336	+4.528	11:46:51.203
5	1:26.808	-	11:48:18.011
6	1:28.589	+1.781	11:49:46.600
p7	1:44.101	+17.293	11:51:30.701
8	1:33.534	+6.726	11:53:04.235
9	1:29.031	+2.223	11:54:33.266
10	1:29.008	+2.200	11:56:02.274
11	1:28.556	+1.748	11:57:30.830
12	1:31.699	+4.891	11:59:02.529
13	1:30.471	+3.663	12:00:33.000

Lap	Lap Tm	Diff	Time of Day
-----	--------	------	-------------

Lap	Lap Tm	Diff	Time of Day
-----	--------	------	-------------



TURN ON TO TURN 1  
SCCBC

Sanction # CACC  
Track Length: 2.12 Km.

MISSION RACEWAY PARK  
OFFICIAL QUALIFYING RESULTS

April 12-13, 2008

CW1

POS	CAR	DRIVER	TOWN	MAKE	COLOUR	CLASS	CLUB	LICENS	SPONSOR	2nd Best Tim	Best Time
1	44	Steve Paquette	North Vancouver,	Porsche GT3	Red	GT2	SCCBC	CACC	MB Euromotors, Fairview Automotive	1:14.796	1:14.737
2	11	Rocky Elli	Vancouver	Monte Carlo	Black	GT1	SCCA	CACC	All West Insurance	1:15.930	1:14.894
3	782	Doug Yip	North Vancouver,	Ford Mustang	Red	GT1	SCCBC	CACC	Engines of Interest	1:17.146	1:16.706
4	66	Richard Eagan	Vancouver	Pontiac GP	Blue	GT1	SCCBC	CACC		1:17.504	1:16.867
5	6	Dennis Thoney	Richmond,BC	Nissan 350Z	Blue/white	GT2	SCCBC	SCCA	Kodiak Racing Wheels	1:17.881	1:17.880
6	28	Bryan Holyk	Coquitlam	Chev Corvette	Red	IP1	SCCBC	CACC	Bishop Sales	1:18.728	1:18.466
7	134	Darrin Gilmore	Chilliwack,BC	Porsche 928	Silver & Yello	GT1	SCCBC	CACC	Lordco, Ken's Tire & Wheel,	1:20.518	1:20.365
8	94	Chris Chamberlain	Calgary,AB	Chevrolet Corv	White	IP1	SCCBC	CACC	HRE, Davenport Motorsports, Texas Seismic Rentals Inc.	1:20.700	1:20.432
9	71	Branko Turic	Vancouver,BC	VW Rabbit	Blue	GTU	SCCBC	CACC	AMOC-Automotorsport	1:22.623	1:21.737
10	768	Carlos Tesler-Mabe	Vancouver,BC	Acura Type R	White/Yellow	IP2	SCCBC	SCCA		1:22.388	1:22.342
11	91	Ryan Ennis	Vancouver	Mazda RX7	Black/Orange	GTU	SCCA	CACC		1:22.565	1:22.529
12	9	Robert Johnston	Abbotsford,BC	Honda CRX Si	Black/Yellow	GTU	SCCBC	CACC		1:23.436	1:23.368
13	37	Ryan O'Connor	Vancouver,BC	Honda Civic	Blue	GTU	SCCBC	CACC	BC Children's Hospital Foundation	1:23.629	1:23.370
14	81	Dennis Repel	N.Vancouver,BC	Camaro Iroc	Red/White	IPA	SCCBC	CACC	Canada Engines, New Planet Collision	1:24.447	1:23.707
15	7	Jordan Isaak	Abbotsford,BC	Honda CRX Si	Black	GTU	SCCBC	CACC	A&L Auto Sales, Curtis Custom Wheels	1:25.420	1:25.123
16	68	John Chu	Vancouver,BC	Honda Civic	Black	GTU	SCCBC	CACC	DC Motorworks	1:25.630	1:25.249
17	381	Darren Bach	Delta,BC	Mazda RX7	White	IP2	SCCBC	ICSCC	Pacific Coast Marine Windshields/Curve-Tech	1:28.556	1:26.808
18	39	Bryan Hellevang	Maple Ridge,BC	Pontiac Firebir	Green	GT1	SCCBC	CACC		----	----
19	42	Howard Whitlock	North Vancouver,	Chevy Monte C	Green/White	GT1	SCCBC	CACC	TD Waterhouse	----	----
20	55	Roman Kardynal	Coquitlam, BC	Datsun 280 Z	Yellow	GT2	SCCBC	CACC	Kodiak Wheels, B&J Auto	----	----
21	131	Martin Berryman	Coquitlam,BC	Honda CRX Si	White	GTU	SCCBC	CACC	Wanes Custom Woodwork Inc	----	----

COMMENTS: CW1 RACE #1 Saturday Qualifying



STEWARD: \_\_\_\_\_

12/04/2008 12:03:50 PM

TIMING & SCORING: \_\_\_\_\_

Turn On to Turn 1


Closed Wheel 1

CW1 Race 1

Race

Mission Raceway Park 2.120 Km

12/04/2008 03:25 PM



Lap	Lap Tm	Diff	Time of Day
<b>(11) Rocky Elli</b>			
1	1:16.241	+0.689	15:34:32.589
2	1:15.850	+0.298	15:35:48.439
3	1:15.845	+0.293	15:37:04.284
4	1:16.257	+0.705	15:38:20.541
5	1:15.830	+0.278	15:39:36.371
6	1:16.021	+0.469	15:40:52.392
7	1:22.151	+6.599	15:42:14.543
8	2:23.829	+1:08.277	15:44:38.372
9	1:15.801	+0.249	15:45:54.173
10	1:15.617	+0.065	15:47:09.790
11	1:17.417	+1.865	15:48:27.207
12	1:15.736	+0.184	15:49:42.943
13	1:15.552	-	15:50:58.495
14	1:15.905	+0.353	15:52:14.400

Lap	Lap Tm	Diff	Time of Day
<b>(91) Ryan Ennis</b>			
1	1:21.745	+2.404	15:34:40.075
2	1:19.513	+0.172	15:35:59.588
3	1:19.341	-	15:37:18.929
4	1:19.910	+0.569	15:38:38.839
5	1:19.577	+0.236	15:39:58.416
6	1:21.270	+1.929	15:41:19.686
7	1:27.308	+7.967	15:42:46.994
8	1:54.170	+34.829	15:44:41.164
9	1:19.777	+0.436	15:46:00.941
10	1:20.064	+0.723	15:47:21.005
11	1:20.326	+0.985	15:48:41.331
12	1:20.502	+1.161	15:50:01.833
13	1:22.914	+3.573	15:51:24.747
14	1:20.347	+1.006	15:52:45.094

Lap	Lap Tm	Diff	Time of Day
<b>(134) Darrin Gilmore</b>			
1	1:23.099	+2.635	15:34:40.987
2	1:20.469	+0.005	15:36:01.456
3	1:20.481	+0.017	15:37:21.937
4	1:20.506	+0.042	15:38:42.443
5	1:20.695	+0.231	15:40:03.138
6	1:20.827	+0.363	15:41:23.965
7	1:21.902	+1.438	15:42:45.867
8	1:54.968	+34.504	15:44:40.835
9	1:21.401	+0.937	15:46:02.236
10	1:20.612	+0.148	15:47:22.848
11	1:20.713	+0.249	15:48:43.561
12	1:20.539	+0.075	15:50:04.100
13	1:21.638	+1.174	15:51:25.738
14	1:20.464	-	15:52:46.202

Lap	Lap Tm	Diff	Time of Day
<b>(6) Dennis Thoney</b>			
1	1:39.842	+20.945	15:34:56.871
2	1:24.279	+5.382	15:36:21.150
3	1:21.164	+2.267	15:37:42.314
4	1:24.184	+5.287	15:39:06.498
5	1:18.897	-	15:40:25.395
6	1:21.178	+2.281	15:41:46.573
7	1:40.498	+21.601	15:43:27.071
8	1:28.090	+9.193	15:44:55.161
9	1:21.785	+2.888	15:46:16.946
10	1:22.847	+3.950	15:47:39.793
11	1:21.071	+2.174	15:49:00.864

Lap	Lap Tm	Diff	Time of Day
12	1:19.429	+0.532	15:50:20.293
13	1:19.382	+0.485	15:51:39.675
14	1:19.669	+0.772	15:52:59.344
<b>(94) Chris Chamberlain</b>			
1	1:30.522	+10.269	15:34:53.946
2	1:24.564	+4.311	15:36:18.510
3	1:22.802	+2.549	15:37:41.312
4	1:20.428	+0.175	15:39:01.740
5	1:22.232	+1.979	15:40:23.972
6	1:21.990	+1.737	15:41:45.962
7	1:40.223	+19.970	15:43:26.185
8	1:27.724	+7.471	15:44:53.909
9	1:22.047	+1.794	15:46:15.956
10	1:26.200	+5.947	15:47:42.156
11	1:20.826	+0.573	15:49:02.982
12	1:20.863	+0.610	15:50:23.845
13	1:20.253	-	15:51:44.098
14	1:20.541	+0.288	15:53:04.639

Lap	Lap Tm	Diff	Time of Day
<b>(71) Branko Turic</b>			
1	1:24.225	+1.142	15:34:42.393
2	1:23.924	+0.841	15:36:06.317
3	1:23.574	+0.491	15:37:29.891
4	1:23.379	+0.296	15:38:53.270
5	1:23.449	+0.366	15:40:16.719
6	1:25.639	+2.556	15:41:42.358
7	1:42.801	+19.718	15:43:25.159
8	1:27.770	+4.687	15:44:52.929
9	1:23.602	+0.519	15:46:16.531
10	1:25.524	+2.441	15:47:42.055
11	1:23.115	+0.032	15:49:05.170
12	1:24.538	+1.455	15:50:29.708
13	1:25.072	+1.989	15:51:54.780
14	1:23.083	-	15:53:17.863

Lap	Lap Tm	Diff	Time of Day
<b>(768) Carlos Tesler-Mabe</b>			
1	1:28.875	+5.968	15:34:47.445
2	1:26.110	+3.203	15:36:13.555
3	1:22.907	-	15:37:36.462
4	1:22.984	+0.077	15:38:59.446
5	1:26.319	+3.412	15:40:25.765
6	1:26.465	+3.558	15:41:52.230
7	1:37.398	+14.491	15:43:29.628
8	1:28.415	+5.508	15:44:58.043
9	1:23.129	+0.222	15:46:21.172
10	1:24.281	+1.374	15:47:45.453
11	1:23.282	+0.375	15:49:08.735
12	1:24.080	+1.173	15:50:32.815
13	1:23.408	+0.501	15:51:56.223
14	1:22.933	+0.026	15:53:19.156

Lap	Lap Tm	Diff	Time of Day
<b>(9) Robert Johnston</b>			
1	1:29.231	+4.477	15:34:49.517
2	1:25.598	+0.844	15:36:15.115
3	1:26.178	+1.424	15:37:41.293
4	1:26.627	+1.873	15:39:07.920
5	1:24.754	-	15:40:32.674
6	1:25.026	+0.272	15:41:57.700
7	1:32.963	+8.209	15:43:30.663
8	1:29.048	+4.294	15:44:59.711

Lap	Lap Tm	Diff	Time of Day
9	1:25.304	+0.550	15:46:25.015
10	1:26.101	+1.347	15:47:51.116
11	1:25.079	+0.325	15:49:16.195
12	1:25.107	+0.353	15:50:41.302
13	1:25.141	+0.387	15:52:06.443
14	1:26.338	+1.584	15:53:32.781

Lap	Lap Tm	Diff	Time of Day
<b>(28) Bryan Holyk</b>			
1	1:35.652	+16.217	15:34:53.078
2	1:24.647	+5.212	15:36:17.725
3	1:22.912	+3.477	15:37:40.637
4	1:19.435	-	15:39:00.072
5	1:22.422	+2.987	15:40:22.494
6	1:21.502	+2.067	15:41:43.996
7	1:38.067	+18.632	15:43:22.063
8	1:24.459	+5.024	15:44:46.522
9	1:20.966	+1.531	15:46:07.488
10	1:21.932	+2.497	15:47:29.420
11	1:20.906	+1.471	15:48:50.326
p12	1:54.556	+35.121	15:50:44.882
13	1:27.109	+7.674	15:52:11.991
14	1:22.039	+2.604	15:53:34.030

Lap	Lap Tm	Diff	Time of Day
<b>(68) John Chu</b>			
1	1:32.893	+7.089	15:34:52.602
2	1:25.804	-	15:36:18.406
3	1:27.303	+1.499	15:37:45.709
4	1:25.995	+0.191	15:39:11.704
5	1:26.924	+1.120	15:40:38.628
6	1:26.902	+1.098	15:42:05.530
7	1:30.529	+4.725	15:43:36.059
8	1:27.375	+1.571	15:45:03.434
9	1:27.104	+1.300	15:46:30.538
10	1:28.729	+2.925	15:47:59.267
11	1:27.914	+2.110	15:49:27.181
12	1:26.220	+0.416	15:50:53.401
13	1:26.801	+0.997	15:52:20.202

Lap	Lap Tm	Diff	Time of Day
<b>(77) Arvid Isaak</b>			
1	1:30.763	+5.490	15:34:50.392
2	1:25.909	+0.636	15:36:16.301
3	1:27.878	+2.605	15:37:44.179
4	1:27.228	+1.955	15:39:11.407
5	1:26.474	+1.201	15:40:37.881
6	1:25.273	-	15:42:03.154
7	1:29.110	+3.837	15:43:32.264
8	1:30.375	+5.102	15:45:02.639
9	1:27.898	+2.625	15:46:30.537
10	1:29.584	+4.311	15:48:00.121
11	1:29.900	+4.627	15:49:30.021
12	1:28.032	+2.759	15:50:58.053
13	1:25.625	+0.352	15:52:23.678

Lap	Lap Tm	Diff	Time of Day
<b>(81) Dennis Repl</b>			
1	1:27.576	+2.242	15:34:46.643
2	1:27.563	+2.229	15:36:14.206
3	1:26.433	+1.099	15:37:40.639
4	1:29.724	+4.390	15:39:10.363
5	1:25.334	-	15:40:35.697
6	1:26.273	+0.939	15:42:01.970
7	1:29.637	+4.303	15:43:31.607



Turn On to Turn 1

Closed Wheel 1

Mission Raceway Park 2.120 Km

CW1 Race 1

12/04/2008 03:25 PM

Race

Lap	Lap Tm	Diff	Time of Day
8	1:29.901	+4.567	15:45:01.508
9	1:28.277	+2.943	15:46:29.785
10	1:29.265	+3.931	15:47:59.050
11	1:29.816	+4.482	15:49:28.866
12	1:28.105	+2.771	15:50:56.971
13	1:28.729	+3.395	15:52:25.700

(07) Jordan Isaak

1	1:34.240	+8.329	15:34:53.453
2	1:30.394	+4.483	15:36:23.847
3	1:26.218	+0.307	15:37:50.065
4	1:25.911	-	15:39:15.976
5	1:26.141	+0.230	15:40:42.117
6	1:27.069	+1.158	15:42:09.186
7	1:28.300	+2.389	15:43:37.486
8	1:27.200	+1.289	15:45:04.686
9	1:26.848	+0.937	15:46:31.534
10	1:29.063	+3.152	15:48:00.597
11	1:28.903	+2.992	15:49:29.500
12	1:28.575	+2.664	15:50:58.075
13	1:28.251	+2.340	15:52:26.326

(381) Darren Bach

1	1:32.343	+3.935	15:34:52.526
2	1:29.255	+0.847	15:36:21.781
3	1:29.166	+0.758	15:37:50.947
4	1:28.915	+0.507	15:39:19.862
5	1:30.979	+2.571	15:40:50.841
6	1:29.728	+1.320	15:42:20.569
7	2:20.740	+52.332	15:44:41.309
8	1:28.408	-	15:46:09.717
9	1:42.684	+14.276	15:47:52.401
10	1:31.336	+2.928	15:49:23.737
11	1:29.627	+1.219	15:50:53.364
12	1:29.625	+1.217	15:52:22.989

(66) Richard Eagan

1	1:21.122	+3.759	15:34:37.719
2	1:17.363	-	15:35:55.082
3	1:17.640	+0.277	15:37:12.722
4	1:18.096	+0.733	15:38:30.818
5	1:17.946	+0.583	15:39:48.764
6	5:00.459	+3:43.096	15:44:49.223
7	1:19.596	+2.233	15:46:08.819
8	1:18.564	+1.201	15:47:27.383
9	1:19.204	+1.841	15:48:46.587
10	1:18.082	+0.719	15:50:04.669
11	1:18.617	+1.254	15:51:23.286
12	1:18.858	+1.495	15:52:42.144

(37) Ryan O'Connor

1	1:25.686	+2.001	15:34:44.548
2	1:23.685	-	15:36:08.233
3	1:24.780	+1.095	15:37:33.013
4	1:24.425	+0.740	15:38:57.438
5	1:27.365	+3.680	15:40:24.803
6	1:26.259	+2.574	15:41:51.062
7	1:37.783	+14.098	15:43:28.845
8	1:28.753	+5.068	15:44:57.598
p9	5:05.697	+3:42.012	15:50:03.295
10	1:32.193	+8.508	15:51:35.488

Lap	Lap Tm	Diff	Time of Day
11	1:27.434	+3.749	15:53:02.922
(131) Martin Berryman			
p1	3:13.207	+1:47.365	15:45:10.949
2	1:30.969	+5.127	15:46:41.918
3	1:25.842	-	15:48:07.760

Lap	Lap Tm	Diff	Time of Day
-----	--------	------	-------------



**TURN ON TO TURN 1  
SCCBC  
MISSION RACEWAY PARK  
OFFICIAL RACE RESULTS**

**Sanction # CACC  
Track Length: 2.12 Km.**

**April 12-13, 2008**

**CW1**

POS	CAR	DRIVER	TOWN	MAKE	COLOUR	LAPS	O/A	CLUB	LICENSE	SPONSOR	FASTLAP
<b>GT1</b>											
1	11	Rocky Elli	Vancouver	Monte Carlo	Black	14	1	SCCA	CACC	All West Insurance	1:15.552
2	134	Darrin Gilmore	Chilliwack,BC	Porsche 928	Silver & Yellow	14	3	SCCBC	CACC	Lordco, Ken's Tire & Wheel,	1:20.464
3	66	Richard Eagan	Vancouver	Pontiac GP	Blue	12	15	SCCBC	CACC		1:17.363
DNS	39	Bryan Hellevang	Maple Ridge,BC	Pontiac Firebird	Green	0	DNS	SCCBC	CACC		---
DNS	42	Howard Whitlock	North Vancouver, BC	Chevy Monte Carlo	Green/White	0	DNS	SCCBC	CACC	TD Waterhouse	---
DNS	782	Doug Yip	North Vancouver, BC	Ford Mustang	Red	0	DNS	SCCBC	CACC	Engines of Interest	---
<b>GT2</b>											
1	6	Dennis Thoney	Richmond,BC	Nissan 350Z	Blue/white	14	4	SCCBC	SCCA	Kodiak Racing Wheels	1:18.897
DNS	55	Roman Kardynal	Coquitlam, BC	Datsun 280 Z	Yellow	0	DNS	SCCBC	CACC	Kodiak Wheels, B&J Auto	---
<b>GTU</b>											
1	91	Ryan Ennis	Vancouver	Mazda RX7	Black/Orange	14	2	SCCA	CACC		1:19.341
2	71	Branko Turic	Vancouver,BC	VW Rabbit	Blue	14	6	SCCBC	CACC	AMOC-Automotorsport	1:23.083
3	9	Robert Johnston	Abbotsford,BC	Honda CRX Si	Black/Yellow	14	8	SCCBC	CACC		1:24.754
4	68	John Chu	Vancouver,BC	Honda Civic	Black	13	10	SCCBC	CACC	DC Motorworks	1:25.804
5	77	Arvid Isaak	Abbotsford,BC	Honda CRX Si	Black	13	11	SCCBC	CACC	A&L Auto Sales Ltd./ Mountain West Holdings Inc.	1:25.273
6	07	Jordan Isaak	Abbotsford,BC	Honda CRX Si	Black	13	13	SCCBC	CACC	A&L Auto Sales, Curtis Custom Wheels	1:25.911
7	37	Ryan O'Connor	Vancouver,BC	Honda Civic	Blue	11	16	SCCBC	CACC	BC Children's Hospital Foundation	1:23.685
DNF	131	Martin Berryman	Coquitlam,BC	Honda CRX Si	White	3	DNF	SCCBC	CACC	Wanes Custom Woodwork Inc	1:25.842
<b>IP1</b>											
1	94	Chris Chamberlain	Calgary,AB	Chevrolet Corvette	White	14	5	SCCBC	CACC	HRE, Davenport Motorsports, Texas Seismic Rentals I	1:20.253
2	28	Bryan Holyk	Coquitlam	Chev Corvette	Red	14	9	SCCBC	CACC	Bishop Sales	1:19.435
<b>IP2</b>											
1	768	Carlos Tesler-Mabe	Vancouver,BC	Acura Type R	White/Yellow	14	7	SCCBC	SCCA		1:22.907
2	381	Darren Bach	Delta,BC	Mazda RX7	White	12	14	SCCBC	ICSC	Pacific Coast Marine Windshields/Curve-Tech	1:28.408
<b>IPA</b>											
1	81	Dennis Repel	N.Vancouver,BC	Camaro Iroc	Red/White	13	12	SCCBC	CACC	Canada Engines, New Planet Collision	1:25.334

**TOTAL IN GROUP= 21**

COMMENTS: **Closed Wheel 1 Race #1 Saturday**



*[Handwritten Signature]*

STEWARD: \_\_\_\_\_

April 12, 2008 3:55:43 PM

TIMING & SCORING: \_\_\_\_\_

Turn On to Turn 1

Closed Wheel 1

CW1 Practice 2

Practice

Mission Raceway Park 2.120 Km

13/04/2008 09:20 AM

Lap	Lap Tm	Diff	Time of Day
<b>(44) Steve Paquette</b>			
1	2:01.991	+33.176	9:47:34.813
2	1:36.584	+7.769	9:49:11.397
3	1:35.787	+6.972	9:50:47.184
4	1:30.942	+2.127	9:52:18.126
5	1:28.815	-	9:53:46.941
6	1:29.047	+0.232	9:55:15.988

Lap	Lap Tm	Diff	Time of Day
<b>(134) Darrin Gilmore</b>			
1	2:05.289	+29.726	9:23:43.099
p2	19:19.253	+17:43.690	9:43:02.352
3	2:07.437	+31.874	9:45:09.789
4	1:39.067	+3.504	9:46:48.856
5	1:46.209	+10.646	9:48:35.065
6	1:38.518	+2.955	9:50:13.583
7	1:36.036	+0.473	9:51:49.619
8	1:35.889	+0.326	9:53:25.508
9	1:35.563	-	9:55:01.071
10	1:36.687	+1.124	9:56:37.758
11	1:38.274	+2.711	9:58:16.032

Lap	Lap Tm	Diff	Time of Day
<b>(68) John Chu</b>			
1	2:04.935	+27.483	9:23:46.245
p2	20:38.252	+19:00.800	9:44:24.497
3	1:53.840	+16.388	9:46:18.337
4	1:39.313	+1.861	9:47:57.650
5	1:38.124	+0.672	9:49:35.774
p6	3:17.553	+1:40.101	9:52:53.327
7	1:49.847	+12.395	9:54:43.174
8	1:37.452	-	9:56:20.626
9	1:37.570	+0.118	9:57:58.196

Lap	Lap Tm	Diff	Time of Day
<b>(28) Bryan Holyk</b>			
1	2:04.557	+12.926	9:24:28.436
p2	18:31.537	+16:39.906	9:42:59.973
3	2:14.529	+22.898	9:45:14.502
4	1:57.784	+6.153	9:47:12.286
5	1:51.631	-	9:49:03.917

Lap	Lap Tm	Diff	Time of Day
<b>(9) Robert Johnston</b>			
1	1:57.715	-	9:23:40.638

Lap	Lap Tm	Diff	Time of Day
<b>(6) Dennis Thoney</b>			
1	2:05.675	-	9:23:41.195

Lap	Lap Tm	Diff	Time of Day
-----	--------	------	-------------

Lap	Lap Tm	Diff	Time of Day
-----	--------	------	-------------

Lap	Lap Tm	Diff	Time of Day
-----	--------	------	-------------

Lap	Lap Tm	Diff	Time of Day
-----	--------	------	-------------

Lap	Lap Tm	Diff	Time of Day
-----	--------	------	-------------

Lap	Lap Tm	Diff	Time of Day
-----	--------	------	-------------

Lap	Lap Tm	Diff	Time of Day
-----	--------	------	-------------

Lap	Lap Tm	Diff	Time of Day
-----	--------	------	-------------

Lap	Lap Tm	Diff	Time of Day
-----	--------	------	-------------

Lap	Lap Tm	Diff	Time of Day
-----	--------	------	-------------

Lap	Lap Tm	Diff	Time of Day
-----	--------	------	-------------

Lap	Lap Tm	Diff	Time of Day
-----	--------	------	-------------



Turn On to Turn 1

Closed Wheel 1

Mission Raceway Park 2.120 Km

CW1 Qualify Race 2

13/04/2008 11:10 AM

Qualify

Lap	Lap Tm	Diff	Time of Day
<b>(44) Steve Paquette</b>			
1	1:46.826	+20.129	11:13:08.330
2	1:29.912	+3.215	11:14:38.242
3	1:30.495	+3.798	11:16:08.737
4	1:26.697	-	11:17:35.434

Lap	Lap Tm	Diff	Time of Day
<b>(134) Darrin Gilmore</b>			
1	1:42.695	+10.101	11:13:57.541
2	1:33.848	+1.254	11:15:31.389
3	1:32.963	+0.369	11:17:04.352
4	1:34.719	+2.125	11:18:39.071
5	1:32.594	-	11:20:11.665
6	1:33.920	+1.326	11:21:45.585
7	1:33.511	+0.917	11:23:19.096
8	1:33.020	+0.426	11:24:52.116
9	1:32.643	+0.049	11:26:24.759

Lap	Lap Tm	Diff	Time of Day
<b>(37) Ryan O'Connor</b>			
1	1:55.625	+22.278	11:12:36.804
2	1:39.589	+6.242	11:14:16.393
3	1:37.530	+4.183	11:15:53.923
4	1:36.309	+2.962	11:17:30.232
5	1:41.620	+8.273	11:19:11.852
6	1:34.346	+0.999	11:20:46.198
7	1:34.670	+1.323	11:22:20.868
8	1:33.738	+0.391	11:23:54.606
9	1:33.347	-	11:25:27.953
10	1:33.595	+0.248	11:27:01.548
11	1:33.447	+0.100	11:28:34.995
12	1:33.578	+0.231	11:30:08.573

Lap	Lap Tm	Diff	Time of Day
<b>(71) Branko Turic</b>			
1	1:57.904	+24.129	11:13:38.079
2	1:41.288	+7.513	11:15:19.367
3	1:36.026	+2.251	11:16:55.393
4	1:36.004	+2.229	11:18:31.397
5	1:35.290	+1.515	11:20:06.687
6	1:35.135	+1.360	11:21:41.822
7	1:50.460	+16.685	11:23:32.282
8	1:34.101	+0.326	11:25:06.383
9	1:33.775	-	11:26:40.158
10	1:35.222	+1.447	11:28:15.380
11	1:37.316	+3.541	11:29:52.696

Lap	Lap Tm	Diff	Time of Day
<b>(7) Jordan Isaak</b>			
1	2:05.980	+30.089	11:12:52.082
2	1:42.828	+6.937	11:14:34.910
3	1:40.355	+4.464	11:16:15.265
4	1:36.887	+0.996	11:17:52.152
5	1:36.712	+0.821	11:19:28.864
6	1:35.891	-	11:21:04.755

Lap	Lap Tm	Diff	Time of Day
<b>(77) Arvid Isaak</b>			
1	1:53.008	+16.824	11:14:54.670
2	1:40.815	+4.631	11:16:35.485
3	1:38.548	+2.364	11:18:14.033
4	1:37.818	+1.634	11:19:51.851
5	1:36.876	+0.692	11:21:28.727
6	1:36.184	-	11:23:04.911

Lap	Lap Tm	Diff	Time of Day
<b>(68) John Chu</b>			
1	2:00.261	+21.539	11:12:44.174
2	1:41.440	+2.718	11:14:25.614
3	1:43.654	+4.932	11:16:09.268
4	1:43.843	+5.121	11:17:53.111
5	1:39.773	+1.051	11:19:32.884
6	1:38.722	-	11:21:11.606
7	1:39.283	+0.561	11:22:50.889
8	1:38.933	+0.211	11:24:29.822

Lap	Lap Tm	Diff	Time of Day
<b>(81) Dennis Repel</b>			
1	1:51.419	+12.064	11:13:40.077
2	1:41.450	+2.095	11:15:21.527
3	1:40.365	+1.010	11:17:01.892
4	1:42.454	+3.099	11:18:44.346
5	1:40.383	+1.028	11:20:24.729
6	1:39.355	-	11:22:04.084

Lap	Lap Tm	Diff	Time of Day
<b>(28) Bryan Holyk</b>			
1	2:05.228	+14.461	11:12:40.171
2	1:52.767	+2.000	11:14:32.938
3	1:53.078	+2.311	11:16:26.016
4	1:51.818	+1.051	11:18:17.834
5	1:50.767	-	11:20:08.601

Lap	Lap Tm	Diff	Time of Day
-----	--------	------	-------------



TURN ON TO TURN 1  
SCCBC

Sanction # CACC  
Track Length: 2.12 Km.

MISSION RACEWAY PARK  
OFFICIAL QUALIFYING RESULTS

April 12-13, 2008

CW1

POS	CAR	DRIVER	TOWN	MAKE	COLOUR	CLASS	CLUB	LICENS	SPONSOR	2nd Best Tim	Best Time
1	44	Steve Paquette	North Vancouver,	Porsche GT3	Red	GT2	SCCBC	CACC	MB Euromotors, Fairview Automotive	1:29.912	1:26.697
2	134	Darrin Gilmore	Chilliwack,BC	Porsche 928	Silver & Yello	GT1	SCCBC	CACC	Lordco, Ken's Tire & Wheel,	1:32.643	1:32.594
3	37	Ryan O'Connor	Vancouver,BC	Honda Civic	Blue	GTU	SCCBC	CACC	BC Children's Hospital Foundation	1:33.447	1:33.347
4	71	Branko Turic	Vancouver,BC	VW Rabbit	Blue	GTU	SCCBC	CACC	AMOC-Automotorsport	1:34.101	1:33.775
5	7	Jordan Isaak	Abbotsford,BC	Honda CRX Si	Black	GTU	SCCBC	CACC	A&L Auto Sales, Curtis Custom Wheels	1:36.712	1:35.891
6	77	Arvid Isaak	Abbotsford,BC	Honda CRX Si	Black	GTU	SCCBC	CACC	A&L Auto Sales Ltd./ Mountain West Holdings Inc.	1:36.876	1:36.184
7	68	John Chu	Vancouver,BC	Honda Civic	Black	GTU	SCCBC	CACC	DC Motorworks	1:38.933	1:38.722
8	81	Dennis Repel	N.Vancouver,BC	Camaro Iroc	Red/White	IPA	SCCBC	CACC	Canada Engines, New Planet Collision	1:40.365	1:39.355
9	28	Bryan Holyk	Coquitlam	Chev Corvette	Red	IP1	SCCBC	CACC	Bishop Sales	1:51.818	1:50.767
10	11	Rocky Elli	Vancouver	Monte Carlo	Black	GT1	SCCA	SCCA	All West Insurance	---	---
11	66	Richard Eagan	Vancouver	Pontiac GP	Blue	GT1	SCCBC	CACC		---	---
12	782	Doug Yip	North Vancouver,	Ford Mustang	Red	GT1	SCCBC	CACC	Engines of Interest	---	---
13	6	Dennis Thoney	Richmond,BC	Nissan 350Z	Blue/white	GT2	SCCBC	SCCA	Kodiak Racing Wheels	---	---
14	9	Robert Johnston	Abbotsford,BC	Honda CRX Si	Black/Yellow	GTU	SCCBC	CACC		---	---
15	91	Ryan Ennis	Vancouver	Mazda RX7	Black/Orange	GTU	SCCA	SCCA		---	---
16	131	Martin Berryman	Coquitlam,BC	Honda CRX Si	White	GTU	SCCBC	CACC	Wanes Custom Woodwork Inc	---	---
17	94	Chris Chamberlain	Calgary,AB	Chevrolet Corv	White	IP1	SCCBC	CACC/	HRE, Davenport Motorsports, Texas Seismic Rentals Inc.	---	---
18	381	Darren Bach	Delta,BC	Mazda RX7	White	IP2	SCCBC	ICSCC	Pacific Coast Marine Windshields/Curve-Tech	---	---
19	768	Carlos Tesler-Mabe	Vancouver,BC	Acura Type R	White/Yellow	IP2	SCCBC	SCCA		---	---

COMMENTS: **Closed Wheel 1 Race #2 Qualifying**



STEWARD: \_\_\_\_\_

13/04/2008 11:32:12 AM

TIMING & SCORING: \_\_\_\_\_

Turn On to Turn 1


Closed Wheel 1

CW1 Race 2

Race

Mission Raceway Park 2.120 Km

13/04/2008 03:15 PM



Lap	Lap Tm	Diff	Time of Day
<b>(44) Steve Paquette</b>			
1	1:38.135	+21.191	15:32:05.939
2	1:22.163	+5.219	15:33:28.102
3	1:22.174	+5.230	15:34:50.276
4	1:21.283	+4.339	15:36:11.559
5	1:18.638	+1.694	15:37:30.197
6	1:17.102	+0.158	15:38:47.299
7	1:17.103	+0.159	15:40:04.402
8	1:17.302	+0.358	15:41:21.704
9	1:17.575	+0.631	15:42:39.279
10	1:17.518	+0.574	15:43:56.797
11	1:17.735	+0.791	15:45:14.532
12	1:18.147	+1.203	15:46:32.679
13	1:16.944	-	15:47:49.623
14	1:17.962	+1.018	15:49:07.585
15	1:20.703	+3.759	15:50:28.288

Lap	Lap Tm	Diff	Time of Day
<b>(134) Darrin Gilmore</b>			
1	1:23.065	+3.382	15:31:50.251
2	1:20.510	+0.827	15:33:10.761
3	1:20.035	+0.352	15:34:30.796
4	1:19.894	+0.211	15:35:50.690
5	1:20.155	+0.472	15:37:10.845
6	1:19.943	+0.260	15:38:30.788
7	1:20.800	+1.117	15:39:51.588
8	1:19.930	+0.247	15:41:11.518
9	1:20.476	+0.793	15:42:31.994
10	1:19.683	-	15:43:51.677
11	1:20.607	+0.924	15:45:12.284
12	1:20.356	+0.673	15:46:32.640
13	1:20.862	+1.179	15:47:53.502
14	1:20.596	+0.913	15:49:14.098
15	1:21.167	+1.484	15:50:35.265

Lap	Lap Tm	Diff	Time of Day
<b>(91) Ryan Ennis</b>			
1	1:24.136	+5.106	15:31:52.939
2	1:20.138	+1.108	15:33:13.077
3	1:19.159	+0.129	15:34:32.236
4	1:19.030	-	15:35:51.266
5	1:20.313	+1.283	15:37:11.579
6	1:19.800	+0.770	15:38:31.379
7	1:20.901	+1.871	15:39:52.280
8	1:19.956	+0.926	15:41:12.236
9	1:20.277	+1.247	15:42:32.513
10	1:20.742	+1.712	15:43:53.255
11	1:21.482	+2.452	15:45:14.737
12	1:21.630	+2.600	15:46:36.367
13	1:22.062	+3.032	15:47:58.429
14	1:21.800	+2.770	15:49:20.229
15	1:21.173	+2.143	15:50:41.402

Lap	Lap Tm	Diff	Time of Day
<b>(71) Branko Turic</b>			
1	1:23.594	+1.032	15:31:51.321
2	1:22.683	+0.121	15:33:14.004
3	1:23.759	+1.197	15:34:37.763
4	1:24.486	+1.924	15:36:02.249
5	1:23.254	+0.692	15:37:25.503
6	1:24.300	+1.738	15:38:49.803
7	1:23.241	+0.679	15:40:13.044
8	1:22.716	+0.154	15:41:35.760

Lap	Lap Tm	Diff	Time of Day
9	1:24.473	+1.911	15:43:00.233
10	1:23.054	+0.492	15:44:23.287
11	1:23.613	+1.051	15:45:46.900
12	1:23.078	+0.516	15:47:09.978
13	1:22.835	+0.273	15:48:32.813
14	1:22.562	-	15:49:55.375
15	1:22.621	+0.059	15:51:17.996

Lap	Lap Tm	Diff	Time of Day
<b>(28) Bryan Holyk</b>			
1	1:31.742	+11.653	15:32:00.479
2	1:24.361	+4.272	15:33:24.840
3	1:26.422	+6.333	15:34:51.262
4	1:26.292	+6.203	15:36:17.554
5	1:23.378	+3.289	15:37:40.932
6	1:24.853	+4.764	15:39:05.785
7	1:20.809	+0.720	15:40:26.594
8	1:21.937	+1.848	15:41:48.531
9	1:22.415	+2.326	15:43:10.946
10	1:22.658	+2.569	15:44:33.604
11	1:21.152	+1.063	15:45:54.756
12	1:20.089	-	15:47:14.845
13	1:21.935	+1.846	15:48:36.780
14	1:21.697	+1.608	15:49:58.477
15	1:21.054	+0.965	15:51:19.531

Lap	Lap Tm	Diff	Time of Day
<b>(37) Ryan O'Connor</b>			
1	1:28.278	+4.778	15:31:55.650
2	1:24.782	+1.282	15:33:20.432
3	1:24.972	+1.472	15:34:45.404
4	1:24.787	+1.287	15:36:10.191
5	1:25.612	+2.112	15:37:35.803
6	1:24.254	+0.754	15:39:00.057
7	1:23.500	-	15:40:23.557
8	1:23.790	+0.290	15:41:47.347
9	1:25.639	+2.139	15:43:12.986
10	1:24.114	+0.614	15:44:37.100
11	1:23.935	+0.435	15:46:01.035
12	1:23.827	+0.327	15:47:24.862
13	1:24.121	+0.621	15:48:48.983
14	1:24.507	+1.007	15:50:13.490
15	1:24.320	+0.820	15:51:37.810

Lap	Lap Tm	Diff	Time of Day
<b>(9) Robert Johnston</b>			
1	1:27.701	+4.000	15:31:57.235
2	1:24.474	+0.773	15:33:21.709
3	1:24.349	+0.648	15:34:46.058
4	1:24.583	+0.882	15:36:10.641
5	1:24.683	+0.982	15:37:35.324
6	1:23.701	-	15:38:59.025
7	1:23.933	+0.232	15:40:22.958
8	1:23.861	+0.160	15:41:46.819
9	1:25.544	+1.843	15:43:12.363
10	1:25.357	+1.656	15:44:37.720
11	1:24.308	+0.607	15:46:02.028
12	1:24.150	+0.449	15:47:26.178
13	1:24.186	+0.485	15:48:50.364
14	1:24.350	+0.649	15:50:14.714
15	1:24.230	+0.529	15:51:38.944

Lap	Lap Tm	Diff	Time of Day
<b>(81) Dennis Repel</b>			
1	1:31.070	+6.879	15:31:59.449

Lap	Lap Tm	Diff	Time of Day
2	1:25.199	+1.008	15:33:24.648
3	1:24.917	+0.726	15:34:49.565
4	1:26.258	+2.067	15:36:15.823
5	1:24.847	+0.656	15:37:40.670
6	1:25.040	+0.849	15:39:05.710
7	1:24.191	-	15:40:29.901
8	1:25.973	+1.782	15:41:55.874
9	1:25.706	+1.515	15:43:21.580
10	1:25.121	+0.930	15:44:46.701
11	1:24.829	+0.638	15:46:11.530
12	1:25.225	+1.034	15:47:36.755
13	1:25.025	+0.834	15:49:01.780
14	1:25.131	+0.940	15:50:26.911
15	1:24.971	+0.780	15:51:51.882

Lap	Lap Tm	Diff	Time of Day
<b>(131) Martin Berryman</b>			
1	1:28.069	+4.686	15:31:57.731
2	1:26.219	+2.836	15:33:23.950
3	1:26.444	+3.061	15:34:50.394
4	1:26.465	+3.082	15:36:16.859
5	1:24.669	+1.286	15:37:41.528
6	1:25.948	+2.565	15:39:07.476
7	1:23.383	-	15:40:30.859
8	1:25.674	+2.291	15:41:56.533
9	1:28.108	+4.725	15:43:24.641
10	1:24.196	+0.813	15:44:48.837
11	1:23.638	+0.255	15:46:12.475
12	1:25.358	+1.975	15:47:37.833
13	1:25.094	+1.711	15:49:02.927
14	1:25.556	+2.173	15:50:28.483

Lap	Lap Tm	Diff	Time of Day
<b>(77) Arvid Isaak</b>			
1	1:29.184	+4.405	15:31:56.978
2	1:26.422	+1.643	15:33:23.400
3	1:25.728	+0.949	15:34:49.128
4	1:28.396	+3.617	15:36:17.524
5	1:26.385	+1.606	15:37:43.909
6	1:24.874	+0.095	15:39:08.783
7	1:25.086	+0.307	15:40:33.869
8	1:24.831	+0.052	15:41:58.700
9	1:25.651	+0.872	15:43:24.351
10	1:26.150	+1.371	15:44:50.501
11	1:24.779	-	15:46:15.280
12	1:25.289	+0.510	15:47:40.569
13	1:25.085	+0.306	15:49:05.654
14	1:25.836	+1.057	15:50:31.490

Lap	Lap Tm	Diff	Time of Day
<b>(68) John Chu</b>			
1	1:30.647	+5.665	15:32:00.191
2	1:27.322	+2.340	15:33:27.513
3	1:26.427	+1.445	15:34:53.940
4	1:25.819	+0.837	15:36:19.759
5	1:25.573	+0.591	15:37:45.332
6	1:25.191	+0.209	15:39:10.523
7	1:25.362	+0.380	15:40:35.885
8	1:25.748	+0.766	15:42:01.633
9	1:25.664	+0.682	15:43:27.297
10	1:24.982	-	15:44:52.279
11	1:25.391	+0.409	15:46:17.670
12	1:25.644	+0.662	15:47:43.314
13	1:26.916	+1.934	15:49:10.230



Turn On to Turn 1

Closed Wheel 1

CW1 Race 2

Race

Mission Raceway Park 2.120 Km

13/04/2008 03:15 PM

Lap	Lap Tm	Diff	Time of Day
14	1:26.734	+1.752	15:50:36.964

Lap	Lap Tm	Diff	Time of Day
-----	--------	------	-------------

Lap	Lap Tm	Diff	Time of Day
-----	--------	------	-------------

Printed: 13/04/2008 03:52:08 PM

Licensed to: Sports Car Club of British Columbia

Chief of Timing & Scoring

Race Director



Orbits 2

[www.amb-it.com](http://www.amb-it.com)

[www.mylaps.com](http://www.mylaps.com)

Page 2/2

**TURN ON TO TURN 1  
SCCBC  
MISSION RACEWAY PARK  
OFFICIAL RACE RESULTS**

**Sanction # CACC  
Track Length: 2.12 Km.**

**April 12-13, 2008**

**CW1**

POS	CAR	DRIVER	TOWN	MAKE	COLOUR	LAPS	O/A	CLUB	LICENSE	SPONSOR	FASTLAP
<b>GT1</b>											
1	134	Darrin Gilmore	Chilliwack,BC	Porsche 928	Silver & Yellow	15	2	SCCBC	CACC	Lordco, Ken's Tire & Wheel,	1:19.683
DNS	11	Rocky Elli	Vancouver	Monte Carlo	Black	0	DNS	SCCA	SCCA	All West Insurance	---
DNS	66	Richard Eagan	Vancouver	Pontiac GP	Blue	0	DNS	SCCBC	CACC		---
DNS	782	Doug Yip	North Vancouver, BC	Ford Mustang	Red	0	DNS	SCCBC	CACC	Engines of Interest	---
<b>GT2</b>											
1	44	Steve Paquette	North Vancouver,BC	Porsche GT3	Red	15	1	SCCBC	CACC	MB Euromotors, Fairview Automotive	1:16.944
DNS	6	Dennis Thoney	Richmond,BC	Nissan 350Z	Blue/white	0	DNS	SCCBC	SCCA	Kodiak Racing Wheels	---
<b>GTU</b>											
1	91	Ryan Ennis	Vancouver	Mazda RX7	Black/Orange	15	3	SCCA	SCCA		1:19.030
2	71	Branko Turic	Vancouver,BC	VW Rabbit	Blue	15	4	SCCBC	CACC	AMOC-Automotorsport	1:22.562
3	37	Ryan O'Connor	Vancouver,BC	Honda Civic	Blue	15	6	SCCBC	CACC	BC Children's Hospital Foundation	1:23.500
4	9	Robert Johnston	Abbotsford,BC	Honda CRX Si	Black/Yellow	15	7	SCCBC	CACC		1:23.701
5	131	Martin Berryman	Coquitlam,BC	Honda CRX Si	White	14	9	SCCBC	CACC	Wanes Custom Woodwork Inc	1:23.383
6	77	Arvid Isaak	Abbotsford,BC	Honda CRX Si	Black	14	10	SCCBC	CACC	A&L Auto Sales Ltd./ Mountain West Holdings Inc.	1:24.779
7	68	John Chu	Vancouver,BC	Honda Civic	Black	14	11	SCCBC	CACC	DC Motorworks	1:24.982
DNS	07	Jordan Isaak	Abbotsford,BC	Honda CRX Si	Black	0	DNS	SCCBC	CACC	A&L Auto Sales, Curtis Custom Wheels	---
<b>IP1</b>											
1	28	Bryan Holyk	Coquitlam	Chev Corvette	Red	15	5	SCCBC	CACC	Bishop Sales	1:20.089
DNS	94	Chris Chamberlain	Calgary,AB	Chevrolet Corvette	White	0	DNS	SCCBC	CACC	HRE, Davenport Motorsports, Texas Seismic Rentals I	---
<b>IP2</b>											
DNS	381	Darren Bach	Delta,BC	Mazda RX7	White	0	DNS	SCCBC	ICSC	Pacific Coast Marine Windshields/Curve-Tech	---
DNS	768	Carlos Tesler-Mabe	Vancouver,BC	Acura Type R	White/Yellow	0	DNS	SCCBC	SCCA		---
<b>IPA</b>											
1	81	Dennis Repel	N.Vancouver,BC	Camaro Iroc	Red/White	15	8	SCCBC	CACC	Canada Engines, New Planet Collision	1:24.191

**TOTAL IN GROUP= 19**

COMMENTS: **Closed Wheel 1 Race 2 Sunday**



*[Handwritten Signature]*

STEWARD: \_\_\_\_\_

**April 13, 2008 3:53:31 PM**

TIMING & SCORING: \_\_\_\_\_