

Turn On to Turn 1


Closed Wheel 2

CW2 Practice 1

Practice

Mission Raceway Park 2.120 Km

12/04/2008 09:55 AM



(11) Rocky Elli

1	1:42.380	+26.472
2	1:20.091	+4.183
3	1:18.155	+2.247
4	1:17.090	+1.182
5	1:18.301	+2.393
6	1:16.961	+1.053
7	1:15.908	-
8	1:16.499	+0.591
9	1:16.348	+0.440
10	1:16.485	+0.577
11	1:16.633	+0.725
12	1:16.625	+0.717

(66) Richard Eagan

1	1:43.279	+26.007
2	1:25.160	+7.888
3	1:18.753	+1.481
4	1:17.272	-

(113) Roger Christensen

1	1:41.047	+23.658
2	1:20.498	+3.109
3	1:18.304	+0.915
4	1:18.409	+1.020
5	1:18.123	+0.734
6	1:20.884	+3.495
7	1:17.976	+0.587
8	1:21.056	+3.667
9	1:18.542	+1.153
10	1:17.389	-

(91) Ryan Ennis

1	1:46.732	+24.285
2	1:24.498	+2.051
3	1:23.554	+1.107
4	1:23.511	+1.064
5	1:23.346	+0.899
6	1:23.245	+0.798
7	1:22.447	-

(9) Robert Johnston

1	1:33.470	+9.713
2	1:25.059	+1.302
3	1:24.017	+0.260
4	1:24.050	+0.293
5	1:24.120	+0.363
6	1:23.757	-
7	1:24.851	+1.094
8	1:24.196	+0.439
9	1:24.107	+0.350

(37) John Cartwright

1	1:34.105	+9.646
2	1:25.914	+1.455
3	1:24.459	-
4	1:24.841	+0.382
5	1:24.785	+0.326

(7) Jordan Isaak

1	1:46.733	+21.729
---	----------	---------

2	1:32.360	+7.356
3	1:27.689	+2.685
4	1:27.014	+2.010
5	1:26.457	+1.453
6	1:25.597	+0.593
7	1:25.004	-
8	1:26.516	+1.512
9	1:25.664	+0.660
10	1:25.662	+0.658

(77) Arvid Isaak

1	1:47.573	+22.131
2	1:29.655	+4.213
3	1:28.489	+3.047
4	1:26.417	+0.975
5	1:27.597	+2.155
6	1:26.030	+0.588
7	1:26.534	+1.092
8	1:26.015	+0.573
9	1:25.442	-

(12) Cindy Stevens

1	1:42.800	+17.025
2	1:29.407	+3.632
3	1:28.175	+2.400
4	1:27.754	+1.979
5	1:28.231	+2.456
6	1:26.792	+1.017
7	1:26.676	+0.901
8	1:27.574	+1.799
9	1:25.894	+0.119
10	1:27.510	+1.735
11	1:26.187	+0.412
12	1:25.932	+0.157
13	1:25.775	-

(13) Tom Davies

1	1:49.130	+23.035
2	1:33.608	+7.513
3	1:28.018	+1.923
p4	1:44.829	+18.734
5	1:31.775	+5.680
6	1:26.758	+0.663
7	1:28.766	+2.671
8	1:27.048	+0.953
9	1:26.095	-
p10	1:48.137	+22.042
11	1:30.550	+4.455
12	1:26.981	+0.886

(19) Cory Wong

1	1:43.571	+17.287
2	1:32.367	+6.083
3	1:30.087	+3.803
4	1:27.483	+1.199
5	1:26.553	+0.269
6	1:26.284	-
7	1:26.695	+0.411
8	1:27.062	+0.778
9	1:26.345	+0.061
10	1:27.661	+1.377
11	1:27.495	+1.211

(34) Richard Jacyna

1	1:41.781	+14.402
2	1:30.194	+2.815
3	1:28.748	+1.369
4	1:28.190	+0.811
5	1:27.775	+0.396
6	1:27.834	+0.455
7	1:27.953	+0.574
8	1:28.158	+0.779
9	1:27.379	-
10	1:29.500	+2.121
11	1:28.291	+0.912
12	1:28.219	+0.840

(31) Rob Gilchrist

1	3:24.379	+1:54.755
2	1:32.487	+2.863
3	3:03.446	+1:33.822
4	1:31.208	+1.584
5	1:30.127	+0.503
6	1:29.624	-

(26) Shaun Roberts

1	1:46.807	+15.293
2	1:36.385	+4.871
p3	10:51.940	+9:20.426
4	1:40.508	+8.994
5	1:31.514	-
6	1:31.869	+0.355

(95) Martin Giffen

1	1:52.121	+16.458
2	1:40.320	+4.657
3	1:39.614	+3.951
4	1:35.663	-
5	1:37.806	+2.143
6	1:42.256	+6.593



Turn On to Turn 1


Closed Wheel 2

CW2 Race 1 Qualify

Qualify

Mission Raceway Park 2.120 Km

12/04/2008 01:40 PM



Lap	Lap Tm	Diff	Time of Day
(11) Rocky Elli			
1	1:36.099	+20.340	13:47:22.178
2	1:20.464	+4.705	13:48:42.642
3	1:16.573	+0.814	13:49:59.215
4	1:17.311	+1.552	13:51:16.526
5	1:17.140	+1.381	13:52:33.666
6	1:16.835	+1.076	13:53:50.501
7	1:15.797	+0.038	13:55:06.298
8	1:24.124	+8.365	13:56:30.422
9	1:15.837	+0.078	13:57:46.259
10	1:20.053	+4.294	13:59:06.312
11	1:16.220	+0.461	14:00:22.532
12	1:15.759	-	14:01:38.291

Lap	Lap Tm	Diff	Time of Day
(11) Roger Christensen			
1	1:34.891	+16.078	13:47:14.271
2	1:21.476	+2.663	13:48:35.747
3	1:18.820	+0.007	13:49:54.567
4	1:18.813	-	13:51:13.380

Lap	Lap Tm	Diff	Time of Day
(134) Darrin Gilmore			
1	1:35.853	+15.428	13:47:16.640
2	1:20.809	+0.384	13:48:37.449
3	1:20.682	+0.257	13:49:58.131
4	1:21.161	+0.736	13:51:19.292
5	1:21.348	+0.923	13:52:40.640
6	1:21.043	+0.618	13:54:01.683
7	1:20.425	-	13:55:22.108

Lap	Lap Tm	Diff	Time of Day
(131) Martin Berryman			
1	1:32.688	+9.933	13:48:15.685
2	1:24.510	+1.755	13:49:40.195
3	1:24.607	+1.852	13:51:04.802
4	1:23.715	+0.960	13:52:28.517
5	1:24.113	+1.358	13:53:52.630
6	1:24.097	+1.342	13:55:16.727
7	1:23.119	+0.364	13:56:39.846
8	1:23.042	+0.287	13:58:02.888
9	1:23.334	+0.579	13:59:26.222
10	1:22.755	-	14:00:48.977
11	1:23.573	+0.818	14:02:12.550
12	1:23.370	+0.615	14:03:35.920
13	1:23.081	+0.326	14:04:59.001

Lap	Lap Tm	Diff	Time of Day
(37) John Cartwright			
1	1:36.448	+13.428	13:47:26.397
2	1:25.544	+2.524	13:48:51.941
3	1:23.722	+0.702	13:50:15.663
4	1:23.417	+0.397	13:51:39.080
5	2:25.478	+1:02.458	13:54:04.558
6	1:29.002	+5.982	13:55:33.560
7	1:23.382	+0.362	13:56:56.942
8	1:23.020	-	13:58:19.962
9	1:23.527	+0.507	13:59:43.489
10	1:23.218	+0.198	14:01:06.707

Lap	Lap Tm	Diff	Time of Day
(13) Tom Davies			
1	1:39.190	+14.641	13:52:53.925
2	1:28.540	+3.991	13:54:22.465
3	1:26.399	+1.850	13:55:48.864

Lap	Lap Tm	Diff	Time of Day
4	1:25.089	+0.540	13:57:13.953
5	1:25.690	+1.141	13:58:39.643
6	1:25.300	+0.751	14:00:04.943
7	1:25.491	+0.942	14:01:30.434
8	1:24.931	+0.382	14:02:55.365
9	1:24.549	-	14:04:19.914

Lap	Lap Tm	Diff	Time of Day
(9) Robert Johnston			
1	1:33.008	+8.373	13:48:33.545
2	1:24.635	-	13:49:58.180
3	1:24.755	+0.120	13:51:22.935
4	1:25.247	+0.612	13:52:48.182

Lap	Lap Tm	Diff	Time of Day
(07) Jordan Isaak			
1	1:41.946	+17.275	13:47:41.763
2	1:27.527	+2.856	13:49:09.290
3	1:25.944	+1.273	13:50:35.234
4	1:25.506	+0.835	13:52:00.740
5	1:25.033	+0.362	13:53:25.773
6	1:24.671	-	13:54:50.444

Lap	Lap Tm	Diff	Time of Day
(77) Arvid Isaak			
1	1:39.751	+14.796	13:47:32.705
2	1:26.295	+1.340	13:48:59.000
3	1:25.591	+0.636	13:50:24.591
4	1:25.554	+0.599	13:51:50.145
5	1:24.955	-	13:53:15.100
6	1:25.804	+0.849	13:54:40.904
7	1:25.599	+0.644	13:56:06.503

Lap	Lap Tm	Diff	Time of Day
(12) Cindy Stevens			
1	1:38.703	+13.685	13:47:26.136
2	1:27.556	+2.538	13:48:53.692
3	1:25.554	+0.536	13:50:19.246
4	1:25.312	+0.294	13:51:44.558
5	1:29.611	+4.593	13:53:14.169
6	1:25.544	+0.526	13:54:39.713
7	1:25.522	+0.504	13:56:05.235
8	1:25.610	+0.592	13:57:30.845
9	1:25.139	+0.121	13:58:55.984
10	1:25.018	-	14:00:21.002
11	1:25.106	+0.088	14:01:46.108
12	1:26.223	+1.205	14:03:12.331
13	1:25.934	+0.916	14:04:38.265

Lap	Lap Tm	Diff	Time of Day
(19) Cory Wong			
1	1:43.250	+17.058	13:47:27.860
2	1:30.721	+4.529	13:48:58.581
3	1:28.489	+2.297	13:50:27.070
4	1:26.425	+0.233	13:51:53.495
5	1:26.192	-	13:53:19.687
6	1:26.742	+0.550	13:54:46.429

Lap	Lap Tm	Diff	Time of Day
(95) Martin Giffen			
1	1:43.476	+16.735	13:47:41.401
2	1:29.453	+2.712	13:49:10.854
3	1:26.810	+0.069	13:50:37.664
4	1:26.962	+0.221	13:52:04.626
5	1:26.741	-	13:53:31.367
6	1:27.188	+0.447	13:54:58.555
7	1:26.922	+0.181	13:56:25.477

Lap	Lap Tm	Diff	Time of Day
8	1:28.236	+1.495	13:57:53.713
9	1:27.148	+0.407	13:59:20.861
10	1:27.356	+0.615	14:00:48.217
11	1:27.713	+0.972	14:02:15.930
12	1:29.858	+3.117	14:03:45.788
13	1:36.509	+9.768	14:05:22.297

Lap	Lap Tm	Diff	Time of Day
(34) Richard Jacyna			
1	1:41.487	+14.473	13:47:48.732
2	1:28.144	+1.130	13:49:16.876
3	1:27.453	+0.439	13:50:44.329
4	1:27.161	+0.147	13:52:11.490
5	1:27.304	+0.290	13:53:38.794
6	1:27.819	+0.805	13:55:06.613
7	1:27.577	+0.563	13:56:34.190
8	1:32.152	+5.138	13:58:06.342
9	1:33.098	+6.084	13:59:39.440
10	1:27.014	-	14:01:06.454
11	1:34.379	+7.365	14:02:40.833
12	1:27.299	+0.285	14:04:08.132

Lap	Lap Tm	Diff	Time of Day
(26) Shaun Roberts			
1	1:40.189	+11.745	13:47:44.007
2	1:30.685	+2.241	13:49:14.692
3	1:29.679	+1.235	13:50:44.371
4	1:31.511	+3.067	13:52:15.882
5	1:30.506	+2.062	13:53:46.388
6	1:29.810	+1.366	13:55:16.198
7	1:29.841	+1.397	13:56:46.039
8	1:29.053	+0.609	13:58:15.092
9	1:28.747	+0.303	13:59:43.839
10	1:28.733	+0.289	14:01:12.572
11	1:29.564	+1.120	14:02:42.136
12	1:28.526	+0.082	14:04:10.662
13	1:28.444	-	14:05:39.106

Lap	Lap Tm	Diff	Time of Day
(31) Rob Gilchrist			
1	1:42.755	+13.817	13:47:48.084
2	1:31.629	+2.691	13:49:19.713
3	1:30.469	+1.531	13:50:50.182
4	1:30.054	+1.116	13:52:20.236
5	1:29.500	+0.562	13:53:49.736
6	2:59.647	+1:30.709	13:56:49.383
7	1:28.938	-	13:58:18.321
8	2:59.428	+1:30.490	14:01:17.749
9	1:30.332	+1.394	14:02:48.081
10	1:30.084	+1.146	14:04:18.165

Lap	Lap Tm	Diff	Time of Day
(91) Ryan Ennis			
1	1:33.048	-	13:50:04.034



TURN ON TO TURN 1
SCCBC

Sanction # CACC
Track Length: 2.12 Km.

MISSION RACEWAY PARK

CW2 OFFICIAL QUALIFYING RESULTS - REVISED

April 12-13, 2008

POS	CAR	DRIVER	TOWN	MAKE	COLOUR	CLASS	CLUB	LICENS	SPONSOR	2nd Best Tim	Best Time
	77	Arvid Isaak	Abbotsford,BC	Honda CRX Si	Black	GTU	SCCBC	CACC	A&L Auto Sales Ltd./ Mountain West Holdings Inc.	1:25.554	0.000
1	11	Rocky Elli	Vancouver	Monte Carlo	Black	GTO	SCCA	CACC	All West Insurance	1:15.797	1:15.759
2	113	Roger Christensen	Port Coquitlam, B	Ford Sierra	Red / Yellow	GTM	SCCBC	CACC	NACS Motorport / Hiway Refrigeration	1:18.820	1:18.813
3	134	Darrin Gilmore	Chilliwack,BC	Porsche 928	Silver & Yello	GTO	SCCBC	CACC	Lordco, Ken's Tire & Wheel, Intercharger	1:20.682	1:20.425
4	131	Martin Berryman	Coquitlam,BC	Honda CRX Si	White	IP3	SCCBC	CACC	Wanes Custom Woodwork Inc	1:23.042	1:22.755
5	37	John Cartwright	New Westminster	Honda Civic	Blue	GTL	SCCBC	CACC	False Creek Management	1:23.218	1:23.020
6	13	Tom Davies	North Van	Honda CRX	Black/Orange	IP3	SCCBC	CACC	Nixon Automotive	1:24.931	1:24.549
7	9	Robert Johnston	Abbotsford,BC	Honda CRX Si	Black/Yellow	IP3	SCCBC	CACC		1:24.755	1:24.635
8	7	Jordan Isaak	Abbotsford,BC	Honda CRX Si	Black	IP3	SCCBC	CACC	A&L Auto Sales, Curtis Custom Wheels	1:25.033	1:24.671
9	12	Cindy Stevens	Richmond,BC	Honda CRX Si	Blue	IP3	SCCBC	CACC	WCS Motorsports/ 2nd Gen Racing / ME	1:25.106	1:25.018
10	19	Cory Wong	Mission,BC	Honda Civic	Red/White	IP3	SCCBC	CACC		1:26.425	1:26.192
11	95	Martin Giffen	Abbotsford,BC	Honda Civic	Green & Black	IP3	SCCBC	CACC	www.buyers4cars.com	1:26.810	1:26.741
12	34	Richard Jacyna	Penticton,BC	Mazda Miata	Red/silver	IP3	SCCBC	CACC	Cut Technologies, JAFA Industries, Rye's Racing	1:27.161	1:27.014
13	26	Shaun Roberts	Kelowna,BC	Honda Civic Si	Red	IP3	SCCBC	CACC		1:28.526	1:28.444
14	31	Rob Gilchrist	Port Coquitlam,B	Toyota MR2	Red/White	IP3	SCCBC	CACC	Lift Buddy Canada	1:29.500	1:28.938
15	91	Ryan Ennis	Vancouver	Mazda RX7	Black/Orange	GTM	SCCA	CACC		---	1:33.048
16	66	Richard Eagan	Vancouver	Pontiac	Blue	GTO	SCCBC	CACC		---	---
17	39	Bryan Hellevang	Maple Ridge,BC	Pontiac Firebir	Green	GTO	SCCBC	CACC		---	---
18	90	Keith Robinson	Abbotsford,BC	Honda Civic	Blue	IP3	SCCBC	CACC	K&G Auto Recyclers	---	---
19	32	Wayne McKinnon	Delta,BC	Honda CRX	Red	IP4	SCCBC	CACC	Ladner Chevron, Snap-On, My Children's Inheritance	---	---
21	44	Steve Paquette	North Vancouver,	Porsche GT3	Red	GTM	SCCBC	CACC	MB Euromotors, Fairview Automotive	---	---

COMMENTS: **Closed Wheel 2 Race #1 Qualifying Saturday
Car 77 - Wrong Class - Start at Back of Grid**



STEWARDS: _____

12/04/2008 2:47:01 PM

TIMING & SCORING: _____

Turn On to Turn 1


Closed Wheel 2

CW2 Race 1

Race

Mission Raceway Park 2.120 Km

12/04/2008 04:25 PM



Lap	Lap Tm	Diff	Time of Day
(44) Steve Paquette			
1	1:33.379	+17.707	16:34:15.791
2	1:18.197	+2.525	16:35:33.988
3	1:15.982	+0.310	16:36:49.970
4	1:15.672	-	16:38:05.642
5	1:18.003	+2.331	16:39:23.645
6	1:16.386	+0.714	16:40:40.031
7	1:16.756	+1.084	16:41:56.787
8	1:16.757	+1.085	16:43:13.544
9	1:16.735	+1.063	16:44:30.279
10	1:29.260	+13.588	16:45:59.539
11	2:32.583	+1:16.911	16:48:32.122
12	2:19.069	+1:03.397	16:50:51.191
13	1:16.820	+1.148	16:52:08.011

Lap	Lap Tm	Diff	Time of Day
(134) Darrin Gilmore			
1	1:21.922	+1.834	16:34:00.966
2	1:20.335	+0.247	16:35:21.301
3	1:20.088	-	16:36:41.389
4	1:20.400	+0.312	16:38:01.789
5	1:21.474	+1.386	16:39:23.263
6	1:20.964	+0.876	16:40:44.227
7	1:20.237	+0.149	16:42:04.464
8	1:20.454	+0.366	16:43:24.918
9	1:21.300	+1.212	16:44:46.218
10	1:22.292	+2.204	16:46:08.510
11	2:27.796	+1:07.708	16:48:36.306
12	2:17.480	+57.392	16:50:53.786
13	1:20.601	+0.513	16:52:14.387

Lap	Lap Tm	Diff	Time of Day
(91) Ryan Ennis			
1	1:21.528	+1.788	16:34:02.687
2	1:19.740	-	16:35:22.427
3	1:20.387	+0.647	16:36:42.814
4	1:20.287	+0.547	16:38:03.101
5	1:20.452	+0.712	16:39:23.553
6	1:21.215	+1.475	16:40:44.768
7	1:21.138	+1.398	16:42:05.906
8	1:20.633	+0.893	16:43:26.539
9	1:22.017	+2.277	16:44:48.556
10	1:24.820	+5.080	16:46:13.376
11	2:23.620	+1:03.880	16:48:36.996
12	2:16.855	+57.115	16:50:53.851
13	1:21.265	+1.525	16:52:15.116

Lap	Lap Tm	Diff	Time of Day
(131) Martin Berryman			
1	1:27.296	+3.327	16:34:06.931
2	1:24.613	+0.644	16:35:31.544
3	1:25.112	+1.143	16:36:56.656
4	1:24.521	+0.552	16:38:21.177
5	1:24.061	+0.092	16:39:45.238
6	1:23.969	-	16:41:09.207
7	1:24.235	+0.266	16:42:33.442
8	1:25.419	+1.450	16:43:58.861
9	1:25.988	+2.019	16:45:24.849
10	1:28.576	+4.607	16:46:53.425
11	1:47.976	+24.007	16:48:41.401
12	2:16.573	+52.604	16:50:57.974
13	1:26.910	+2.941	16:52:24.884

Lap	Lap Tm	Diff	Time of Day
(9) Robert Johnston			
1	1:26.263	+3.096	16:34:06.214
2	1:24.962	+1.795	16:35:31.176
3	1:25.479	+2.312	16:36:56.655
4	1:24.152	+0.985	16:38:20.807
5	1:25.327	+2.160	16:39:46.134
6	1:24.973	+1.806	16:41:11.107
7	1:25.285	+2.118	16:42:36.392
8	1:25.424	+2.257	16:44:01.816
9	1:23.167	-	16:45:24.983
10	1:31.463	+8.296	16:46:56.446
11	1:45.917	+22.750	16:48:42.363
12	2:16.293	+53.126	16:50:58.656
13	1:27.990	+4.823	16:52:26.646

Lap	Lap Tm	Diff	Time of Day
(07) Jordan Isaak			
1	1:28.889	+3.554	16:34:09.449
2	1:27.929	+2.594	16:35:37.378
3	1:26.668	+1.333	16:37:04.046
4	1:26.447	+1.112	16:38:30.493
5	1:25.784	+0.449	16:39:56.277
6	1:26.102	+0.767	16:41:22.379
7	1:25.768	+0.433	16:42:48.147
8	1:25.335	-	16:44:13.482
9	1:26.355	+1.020	16:45:39.837
10	1:27.549	+2.214	16:47:07.386
11	1:36.604	+11.269	16:48:43.990
12	2:15.938	+50.603	16:50:59.928
13	1:26.719	+1.384	16:52:26.647

Lap	Lap Tm	Diff	Time of Day
(13) Tom Davies			
1	1:36.058	+11.277	16:34:16.147
2	1:27.574	+2.793	16:35:43.721
3	1:27.202	+2.421	16:37:10.923
4	1:25.502	+0.721	16:38:36.425
5	1:24.993	+0.212	16:40:01.418
6	1:24.781	-	16:41:26.199
7	1:25.375	+0.594	16:42:51.574
8	1:25.231	+0.450	16:44:16.805
9	1:29.864	+5.083	16:45:46.669
10	1:27.314	+2.533	16:47:13.983
11	1:31.228	+6.447	16:48:45.211
12	2:16.093	+51.312	16:51:01.304
13	1:26.196	+1.415	16:52:27.500

Lap	Lap Tm	Diff	Time of Day
(12) Cindy Stevens			
1	1:30.772	+6.158	16:34:10.975
2	1:26.360	+1.746	16:35:37.335
3	1:24.870	+0.256	16:37:02.205
4	1:24.761	+0.147	16:38:26.966
5	1:24.835	+0.221	16:39:51.801
6	1:24.614	-	16:41:16.415
7	1:24.737	+0.123	16:42:41.152
8	1:24.749	+0.135	16:44:05.901
9	1:25.765	+1.151	16:45:31.666
10	1:24.781	+0.167	16:46:56.447
11	1:46.650	+22.036	16:48:43.097
12	2:15.990	+51.376	16:50:59.087
13	1:29.044	+4.430	16:52:28.131

(113) Roger Christensen

Lap	Lap Tm	Diff	Time of Day
1	1:22.328	+2.383	16:34:01.562
2	1:20.242	+0.297	16:35:21.804
3	1:19.945	-	16:36:41.749
4	1:22.009	+2.064	16:38:03.758
5	1:28.921	+8.976	16:39:32.679
6	1:30.804	+10.859	16:41:03.483
7	1:27.997	+8.052	16:42:31.480
8	1:23.759	+3.814	16:43:55.239
9	1:27.817	+7.872	16:45:23.056
10	1:29.243	+9.298	16:46:52.299
11	1:48.529	+28.584	16:48:40.828
12	2:16.206	+56.261	16:50:57.034
13	1:37.558	+17.613	16:52:34.592

Lap	Lap Tm	Diff	Time of Day
(34) Richard Jacyna			
1	1:33.136	+6.203	16:34:14.642
2	1:28.859	+1.926	16:35:43.501
3	1:28.887	+1.954	16:37:12.388
4	1:27.885	+0.952	16:38:40.273
5	1:28.140	+1.207	16:40:08.413
6	1:27.403	+0.470	16:41:35.816
7	1:26.933	-	16:43:02.749
8	1:28.407	+1.474	16:44:31.156
9	1:33.406	+6.473	16:46:04.562
10	2:28.905	+1:01.972	16:48:33.467
11	2:20.033	+53.100	16:50:53.500
12	1:27.476	+0.543	16:52:20.976

Lap	Lap Tm	Diff	Time of Day
(95) Martin Giffen			
1	1:35.912	+9.152	16:34:16.781
2	1:28.007	+1.247	16:35:44.788
3	1:27.926	+1.166	16:37:12.714
4	1:27.913	+1.153	16:38:40.627
5	1:28.351	+1.591	16:40:08.978
6	1:27.411	+0.651	16:41:36.389
7	1:27.698	+0.938	16:43:04.087
8	1:27.778	+1.018	16:44:31.865
9	1:33.816	+7.056	16:46:05.681
10	2:29.468	+1:02.708	16:48:35.149
11	2:19.146	+52.386	16:50:54.295
12	1:26.760	-	16:52:21.055

Lap	Lap Tm	Diff	Time of Day
(19) Cory Wong			
1	1:32.826	+5.698	16:34:13.691
2	1:28.896	+1.768	16:35:42.587
3	1:29.014	+1.886	16:37:11.601
4	1:28.016	+0.888	16:38:39.617
5	1:27.711	+0.583	16:40:07.328
6	1:28.075	+0.947	16:41:35.403
7	1:27.685	+0.557	16:43:03.088
8	1:27.128	-	16:44:30.216
9	1:34.770	+7.642	16:46:04.986
10	2:29.314	+1:02.186	16:48:34.300
11	2:19.386	+52.258	16:50:53.686
12	1:28.519	+1.391	16:52:22.205

Lap	Lap Tm	Diff	Time of Day
(26) Shaun Roberts			
1	1:35.447	+7.174	16:34:18.843
2	1:30.615	+2.342	16:35:49.458
3	1:29.271	+0.998	16:37:18.729
4	1:29.801	+1.528	16:38:48.530

Printed: 12/04/2008 04:54:43 PM

Licensed to: Sports Car Club of British Columbia

Chief of Timing & Scoring

Race Director



Orbits 2

www.amb-it.com

www.mylaps.com

Turn On to Turn 1

Closed Wheel 2

Mission Raceway Park 2.120 Km

CW2 Race 1

12/04/2008 04:25 PM

Race

Lap	Lap Tm	Diff	Time of Day
5	1:29.849	+1.576	16:40:18.379
6	1:29.939	+1.666	16:41:48.318
7	1:30.570	+2.297	16:43:18.888
8	1:29.951	+1.678	16:44:48.839
9	1:31.188	+2.915	16:46:20.027
10	2:18.565	+50.292	16:48:38.592
11	2:16.926	+48.653	16:50:55.518
12	1:28.273	-	16:52:23.791

(31) Rob Gilchrist

1	1:36.443	+7.099	16:34:17.959
2	1:30.611	+1.267	16:35:48.570
3	1:33.048	+3.704	16:37:21.618
4	1:27.685	-1.659	16:38:49.303
5	1:30.717	+1.373	16:40:20.020
6	1:29.793	+0.449	16:41:49.813
7	1:29.344	-	16:43:19.157
8	1:29.943	+0.599	16:44:49.100
9	1:31.744	+2.400	16:46:20.844
10	2:19.716	+50.372	16:48:40.560
11	2:15.684	+46.340	16:50:56.244
12	1:40.889	+11.545	16:52:37.133

(66) Richard Eagan

1	1:27.520	+10.196	16:34:08.907
2	1:18.194	+0.870	16:35:27.101
3	1:17.456	+0.132	16:36:44.557
4	1:18.694	+1.370	16:38:03.251
5	1:17.324	-	16:39:20.575
6	1:17.781	+0.457	16:40:38.356
7	1:17.938	+0.614	16:41:56.294
8	1:19.983	+2.659	16:43:16.277

(90) Keith Robinson

1	1:35.895	+6.126	16:34:17.960
2	1:30.186	+0.417	16:35:48.146
3	1:30.012	+0.243	16:37:18.158
4	1:29.769	-	16:38:47.927
5	1:30.130	+0.361	16:40:18.057

(37) John Cartwright

1	1:31.646	+5.251	16:34:11.335
2	1:26.395	-	16:35:37.730
3	1:27.599	+1.204	16:37:05.329

Lap	Lap Tm	Diff	Time of Day
-----	--------	------	-------------

Lap	Lap Tm	Diff	Time of Day
-----	--------	------	-------------



**TURN ON TO TURN 1
SCCBC
MISSION RACEWAY PARK
OFFICIAL RACE RESULTS**

**Sanction # CACC
Track Length: 2.12 Km.**

April 12-13, 2008

CW2

POS	CAR	DRIVER	TOWN	MAKE	COLOUR	LAPS	O/A	CLUB	LICENSE	SPONSOR	FASTLAP
GTL											
DNF	37	John Cartwright	New Westminster,B	Honda Civic	Blue	3	DNF	SCCBC	CACC	False Creek Management	1:26.395
GTM											
1	44	Steve Paquette	North Vancouver,BC	Porsche GT3	Red	13	1	SCCBC	CACC	MB Euromotors, Fairview Automotive	1:15.672
2	91	Ryan Ennis	Vancouver	Mazda RX7	Black/Orange	13	3	SCCA	CACC		1:19.740
3	113	Roger Christensen	Port Coquitlam, BC	Ford Sierra	Red / Yellow	13	9	SCCBC	CACC	NACS Motorport / Hiway Refrigeration	1:19.945
GTO											
1	134	Darrin Gilmore	Chilliwack,BC	Porsche 928	Silver & Yellow	13	2	SCCBC	CACC	Lordco, Ken's Tire & Wheel, Interchanger	1:20.088
DNF	66	Richard Eagan	Vancouver	Pontiac	Blue	8	DNF	SCCBC	CACC		1:17.324
DNS	11	Rocky Elli	Vancouver	Monte Carlo	Black	0	DNS	SCCA	CACC	All West Insurance	----
DNS	39	Bryan Hellevang	Maple Ridge,BC	Pontiac Firebird	Green	0	DNS	SCCBC	CACC		----
IP3											
1	131	Martin Berryman	Coquitlam,BC	Honda CRX Si	White	13	4	SCCBC	CACC	Wanes Custom Woodwork Inc	1:23.969
2	9	Robert Johnston	Abbotsford,BC	Honda CRX Si	Black/Yellow	13	5	SCCBC	CACC		1:23.167
3	07	Jordan Isaak	Abbotsford,BC	Honda CRX Si	Black	13	6	SCCBC	CACC	A&L Auto Sales, Curtis Custom Wheels	1:25.335
4	13	Tom Davies	North Van	Honda CRX	Black/Orange	13	7	SCCBC	CACC	Nixon Automotive	1:24.781
5	12	Cindy Stevens	Richmond,BC	Honda CRX Si	Blue	13	8	SCCBC	CACC	WCS Motorsports/ 2nd Gen Racing / ME	1:24.614
6	34	Richard Jacyna	Penticton,BC	Mazda Miata	Red/silver	12	10	SCCBC	CACC	Cut Technologies, Jafa Industries, Rye's Racing	1:26.933
7	95	Martin Giffen	Abbotsford,BC	Honda Civic	Green & Black	12	11	SCCBC	CACC	www.buyers4cars.com	1:26.760
8	19	Cory Wong	Mission,BC	Honda Civic	Red/White	12	12	SCCBC	CACC		1:27.128
9	26	Shaun Roberts	Kelowna,BC	Honda Civic Si	Red	12	13	SCCBC	CACC		1:28.273
10	31	Rob Gilchrist	Port Coquitlam,BC	Toyota MR2	Red/White	12	14	SCCBC	CACC	Lift Buddy Canada	1:29.344
DNF	90	Keith Robinson	Abbotsford,BC	Honda Civic	Blue	5	DNF	SCCBC	CACC	K&G Auto Recyclers	1:29.769
DNS	77	Arvid Isaak	Abbotsford,BC	Honda CRX Si	Black	0	DNS	SCCBC	CACC	A&L Auto Sales Ltd./ Mountain West Holdings Inc.	----
IP4											
DNS	32	Wayne McKinnon	Delta,BC	Honda CRX	Red	0	DNS	SCCBC	CACC	Ladner Chevron, Snap-On, My Children's Inheritance	----

TOTAL IN GROUP= 21

COMMENTS: **Closed Wheel 2 Race #1 Saturday**



[Handwritten Signature]

STEWARD: _____

April 12, 2008 4:56:44 PM

TIMING & SCORING: _____

Turn On to Turn 1


Closed Wheel 2

CW2 Practice 2

Practice

Mission Raceway Park 2.120 Km

13/04/2008 10:15 AM



Lap	Lap Tm	Diff	Time of Day
(134) Darrin Gilmore			
1	2:02.407	+30.390	10:28:21.342
2	1:38.337	+6.320	10:29:59.679
3	1:33.954	+1.937	10:31:33.633
4	1:33.742	+1.725	10:33:07.375
5	1:33.034	+1.017	10:34:40.409
6	1:34.503	+2.486	10:36:14.912
7	1:32.934	+0.917	10:37:47.846
8	1:38.717	+6.700	10:39:26.563
9	1:32.371	+0.354	10:40:58.934
10	1:32.382	+0.365	10:42:31.316
11	1:33.679	+1.662	10:44:04.995
12	1:32.017	-	10:45:37.012

Lap	Lap Tm	Diff	Time of Day
(131) Martin Berryman			
1	1:57.280	+24.651	10:28:20.001
2	1:35.712	+3.083	10:29:55.713
3	1:34.110	+1.481	10:31:29.823
4	1:34.258	+1.629	10:33:04.081
5	1:34.696	+2.067	10:34:38.777
6	1:37.077	+4.448	10:36:15.854
7	1:33.614	+0.985	10:37:49.468
8	1:34.388	+1.759	10:39:23.856
9	1:33.178	+0.549	10:40:57.034
10	1:32.629	-	10:42:29.663
11	1:36.398	+3.769	10:44:06.061
12	1:33.189	+0.560	10:45:39.250

Lap	Lap Tm	Diff	Time of Day
(9) Robert Johnston			
1	1:50.646	+17.675	10:28:20.563
2	1:35.847	+2.876	10:29:56.410
3	1:34.573	+1.602	10:31:30.983
4	1:33.087	+0.116	10:33:04.070
5	1:32.971	-	10:34:37.041
6	1:33.128	+0.157	10:36:10.169
7	1:33.758	+0.787	10:37:43.927

Lap	Lap Tm	Diff	Time of Day
(13) Tom Davies			
1	2:03.683	+28.690	10:29:09.054
2	1:43.769	+8.776	10:30:52.823
3	1:39.659	+4.666	10:32:32.482
4	1:38.986	+3.993	10:34:11.468
5	1:37.355	+2.362	10:35:48.823
6	1:36.984	+1.991	10:37:25.807
7	1:36.161	+1.168	10:39:01.968
8	1:36.176	+1.183	10:40:38.144
9	1:35.755	+0.762	10:42:13.899
10	1:34.993	-	10:43:48.892

Lap	Lap Tm	Diff	Time of Day
(90) Keith Robinson			
1	1:49.894	+14.041	10:28:28.402
2	1:37.482	+1.629	10:30:05.884
3	1:37.322	+1.469	10:31:43.206
4	1:37.112	+1.259	10:33:20.318
5	1:37.031	+1.178	10:34:57.349
6	1:36.860	+1.007	10:36:34.209
p7	2:25.040	+49.187	10:38:59.249
8	1:42.594	+6.741	10:40:41.843
9	1:35.853	-	10:42:17.696
10	1:36.377	+0.524	10:43:54.073

Lap	Lap Tm	Diff	Time of Day
(12) Cindy Stevens			
1	1:53.900	+17.108	10:28:10.312
2	1:39.966	+3.174	10:29:50.278
3	1:43.918	+7.126	10:31:34.196
4	1:39.315	+2.523	10:33:13.511
5	1:37.811	+1.019	10:34:51.322
6	1:36.977	+0.185	10:36:28.299
7	1:37.650	+0.858	10:38:05.949
8	1:40.666	+3.874	10:39:46.615
9	1:37.436	+0.644	10:41:24.051
10	1:36.792	-	10:43:00.843
11	1:37.442	+0.650	10:44:38.285
12	1:37.595	+0.803	10:46:15.880

Lap	Lap Tm	Diff	Time of Day
(95) Martin Giffen			
1	1:50.368	+13.149	10:27:56.260
2	1:40.110	+2.891	10:29:36.370
3	1:38.183	+0.964	10:31:14.553
4	1:38.012	+0.793	10:32:52.565
5	1:37.953	+0.734	10:34:30.518
6	1:37.913	+0.694	10:36:08.431
7	1:37.219	-	10:37:45.650

Lap	Lap Tm	Diff	Time of Day
(26) Shaun Roberts			
1	1:51.394	+13.742	10:40:17.759
2	1:38.774	+1.122	10:41:56.533
3	1:42.046	+4.394	10:43:38.579
4	1:37.652	-	10:45:16.231

Lap	Lap Tm	Diff	Time of Day
(708) Victor Harvey			
1	2:00.036	+21.915	10:28:41.022
2	1:38.360	+0.239	10:30:19.382
3	1:39.861	+1.740	10:31:59.243
4	1:38.121	-	10:33:37.364
5	1:54.575	+16.454	10:35:31.939
6	1:43.117	+4.996	10:37:15.056

Lap	Lap Tm	Diff	Time of Day
(31) Rob Gilchrist			
1	2:03.179	+16.017	10:28:54.311
2	1:48.798	+1.636	10:30:43.109
3	1:49.671	+2.509	10:32:32.780
4	1:48.338	+1.176	10:34:21.118
5	1:50.189	+3.027	10:36:11.307
6	1:49.460	+2.298	10:38:00.767
7	1:48.795	+1.633	10:39:49.562
8	1:47.308	+0.146	10:41:36.870
9	1:47.515	+0.353	10:43:24.385
10	1:47.162	-	10:45:11.547

Lap	Lap Tm	Diff	Time of Day
(60) Norm Shaw			
1	2:06.461	+11.899	10:28:21.394
2	1:58.168	+3.606	10:30:19.562
3	1:56.368	+1.806	10:32:15.930
4	1:54.953	+0.391	10:34:10.883
5	1:55.139	+0.577	10:36:06.022
6	1:57.168	+2.606	10:38:03.190
7	1:54.615	+0.053	10:39:57.805
8	1:55.459	+0.897	10:41:53.264
9	2:21.015	+26.453	10:44:14.279
10	1:54.562	-	10:46:08.841



Turn On to Turn 1


Closed Wheel 2

CW2 Qualify Race 2

Qualify

Mission Raceway Park 2.120 Km

13/04/2008 12:50 PM



Lap	Lap Tm	Diff	Time of Day
(131) Martin Berryman			
1	1:49.386	+21.042	12:59:35.300
2	1:36.735	+8.391	13:01:12.035
3	1:33.295	+4.951	13:02:45.330
4	1:33.122	+4.778	13:04:18.452
5	1:31.252	+2.908	13:05:49.704
6	1:31.453	+3.109	13:07:21.157
7	1:30.458	+2.114	13:08:51.615
8	1:29.271	+0.927	13:10:20.886
9	1:28.344	-	13:11:49.230

Lap	Lap Tm	Diff	Time of Day
(134) Darrin Gilmore			
1	1:23.375	-5.259	12:53:26.960
2	1:35.025	+6.391	12:55:01.985
3	1:33.218	+4.584	12:56:35.203
4	1:33.020	+4.386	12:58:08.223
5	1:32.251	+3.617	12:59:40.474
6	1:32.805	+4.171	13:01:13.279
7	1:30.904	+2.270	13:02:44.183
8	1:31.247	+2.613	13:04:15.430
9	1:29.324	+0.690	13:05:44.754
10	1:28.634	-	13:07:13.388

Lap	Lap Tm	Diff	Time of Day
(37) John Cartwright			
1	1:44.472	+15.228	12:56:32.022
2	1:37.778	+8.534	12:58:09.800
3	1:36.137	+6.893	12:59:45.937
4	1:36.149	+6.905	13:01:22.086
5	1:34.182	+4.938	13:02:56.268
6	1:33.085	+3.841	13:04:29.353
7	1:31.362	+2.118	13:06:00.715
8	1:32.669	+3.425	13:07:33.384
9	1:30.499	+1.255	13:09:03.883
10	1:29.244	-	13:10:33.127

Lap	Lap Tm	Diff	Time of Day
(12) Cindy Stevens			
1	1:44.274	+14.976	12:56:12.786
2	1:34.355	+5.057	12:57:47.141
3	1:37.810	+8.512	12:59:24.951
4	1:33.809	+4.511	13:00:58.760
5	1:32.217	+2.919	13:02:30.977
6	1:30.600	+1.302	13:04:01.577
7	1:30.468	+1.170	13:05:32.045
8	1:30.212	+0.914	13:07:02.257
9	1:29.543	+0.245	13:08:31.800
10	1:29.298	-	13:10:01.098
11	1:35.746	+6.448	13:11:36.844

Lap	Lap Tm	Diff	Time of Day
(7) Jordan Isaak			
1	1:45.598	+15.552	13:00:00.736
2	1:34.042	+3.996	13:01:34.778
3	1:33.527	+3.481	13:03:08.305
4	1:31.886	+1.840	13:04:40.191
5	1:30.615	+0.569	13:06:10.806
6	1:30.046	-	13:07:40.852
7	1:30.924	+0.878	13:09:11.776
8	1:31.433	+1.387	13:10:43.209

Lap	Lap Tm	Diff	Time of Day
(90) Keith Robinson			
1	1:43.341	+12.626	12:59:47.851

Lap	Lap Tm	Diff	Time of Day
2	1:33.430	+2.715	13:01:21.281
3	1:33.237	+2.522	13:02:54.518
4	1:32.707	+1.992	13:04:27.225
5	1:31.773	+1.058	13:05:58.998
6	1:32.128	+1.413	13:07:31.126
7	1:30.715	-	13:09:01.841

Lap	Lap Tm	Diff	Time of Day
(26) Shaun Roberts			
1	1:48.922	+18.130	12:58:27.391
2	1:37.041	+6.249	13:00:04.432
3	1:36.287	+5.495	13:01:40.719
4	1:34.459	+3.667	13:03:15.178
5	1:35.059	+4.267	13:04:50.237
6	1:32.338	+1.546	13:06:22.575
7	1:31.568	+0.776	13:07:54.143
8	1:30.792	-	13:09:24.935
9	1:32.254	+1.462	13:10:57.189

Lap	Lap Tm	Diff	Time of Day
(13) Tom Davies			
1	1:51.208	+20.248	12:56:44.931
2	1:35.314	+4.354	12:58:20.245
3	1:34.350	+3.390	12:59:54.595
4	1:33.221	+2.261	13:01:27.816
5	1:32.117	+1.157	13:02:59.933
6	1:32.156	+1.196	13:04:32.089
7	1:30.960	-	13:06:03.049
8	1:35.065	+24.105	13:07:58.114
9	1:35.093	+4.133	13:09:33.207

Lap	Lap Tm	Diff	Time of Day
(95) Martin Giffen			
1	1:46.745	+13.941	12:58:52.425
2	1:35.194	+2.390	13:00:27.619
3	1:34.763	+1.959	13:02:02.382
4	1:34.027	+1.223	13:03:36.409
5	1:32.804	-	13:05:09.213
6	1:45.700	+12.896	13:06:54.913

Lap	Lap Tm	Diff	Time of Day
(9) Robert Johnston			
1	1:50.415	+15.647	12:59:23.330
2	1:34.768	-	13:00:58.098
3	1:35.459	+0.691	13:02:33.557

Lap	Lap Tm	Diff	Time of Day
(31) Rob Gilchrist			
1	2:00.725	+25.755	12:57:29.834
2	1:44.004	+9.034	12:59:13.838
3	1:41.720	+6.750	13:00:55.558
4	1:42.108	+7.138	13:02:37.666
5	1:41.357	+6.387	13:04:19.023
6	1:37.572	+2.602	13:05:56.595
7	1:38.426	+3.456	13:07:35.021
8	1:34.970	-	13:09:09.991
9	1:35.380	+0.410	13:10:45.371

Lap	Lap Tm	Diff	Time of Day
(19) Cory Wong			
1	1:22.134	-13.268	12:53:25.469
2	1:39.153	+3.751	12:55:04.622
3	1:41.016	+5.614	12:56:45.638
4	1:36.528	+1.126	12:58:22.166
5	1:35.402	-	12:59:57.568
6	1:35.502	+0.100	13:01:33.070
7	1:36.309	+0.907	13:03:09.379

Lap	Lap Tm	Diff	Time of Day
(34) Richard Jacyna			
1	1:48.291	+10.009	13:00:53.881
2	1:41.350	+3.068	13:02:35.231
3	1:40.065	+1.783	13:04:15.296
4	1:40.183	+1.901	13:05:55.479
5	1:39.448	+1.166	13:07:34.927
6	1:41.290	+3.008	13:09:16.217
7	1:38.282	-	13:10:54.499

Lap	Lap Tm	Diff	Time of Day
(60) Norm Shaw			
1	2:09.125	+20.299	12:55:34.735
2	1:54.702	+5.876	12:57:29.437
3	1:55.472	+6.646	12:59:24.909
4	2:28.734	+39.908	13:01:53.643
5	1:53.148	+4.322	13:03:46.791
6	1:51.441	+2.615	13:05:38.232
7	1:50.921	+2.095	13:07:29.153
8	1:50.155	+1.329	13:09:19.308
9	1:48.826	-	13:11:08.134



TURN ON TO TURN 1
SCCBC

Sanction # CACC
Track Length: 2.12 Km.

MISSION RACEWAY PARK
OFFICIAL QUALIFYING RESULTS

April 12-13, 2008

CW2

POS	CAR	DRIVER	TOWN	MAKE	COLOUR	CLASS	CLUB	LICENS	SPONSOR	2nd Best Tim	Best Time
1	131	Martin Berryman	Coquitlam,BC	Honda CRX Si	White	IP3	SCCBC	CACC	Wanes Custom Woodwork Inc	1:29.271	1:28.344
2	134	Darrin Gilmore	Chilliwack,BC	Porsche 928	Silver & Yello	GTO	SCCBC	CACC	Lordco, Ken's Tire & Wheel, Intercharger	1:29.324	1:28.634
3	37	John Cartwright	New Westminster	Honda Civic	Blue	GTL	SCCBC	CACC	False Creek Management	1:30.499	1:29.244
4	12	Cindy Stevens	Richmond,BC	Honda CRX Si	Blue	IP3	SCCBC	CACC	WCS Motorsports/ 2nd Gen Racing / ME	1:29.543	1:29.298
5	7	Jordan Isaak	Abbotsford,BC	Honda CRX Si	Black	IP3	SCCBC	CACC	A&L Auto Sales, Curtis Custom Wheels	1:30.615	1:30.046
6	90	Keith Robinson	Abbotsford,BC	Honda Civic	Blue	IP3	SCCBC	CACC	K&G Auto Recyclers	1:31.773	1:30.715
7	26	Shaun Roberts	Kelowna,BC	Honda Civic Si	Red	IP3	SCCBC	CACC		1:31.568	1:30.792
8	13	Tom Davies	North Van	Honda CRX	Black/Orange	IP3	SCCBC	CACC	Nixon Automotive	1:32.117	1:30.960
9	95	Martin Giffen	Abbotsford,BC	Honda Civic	Green & Black	IP3	SCCBC	CACC	www.buyers4cars.com	1:34.027	1:32.804
10	9	Robert Johnston	Abbotsford,BC	Honda CRX Si	Black/Yellow	IP3	SCCBC	CACC		1:35.459	1:34.768
11	31	Rob Gilchrist	Port Coquitlam,B	Toyota MR2	Red/White	IP3	SCCBC	CACC	Lift Buddy Canada	1:35.380	1:34.970
12	19	Cory Wong	Mission,BC	Honda Civic	Red/White	IP3	SCCBC	CACC		1:35.502	1:35.402
13	34	Richard Jacyna	Penticton,BC	Mazda Miata	Red/silver	IP3	SCCBC	CACC	Cut Technologies, JAFA Industries, Rye's Racing	1:39.448	1:38.282
14	60	Norm Shaw	Burnaby, BC	Mazda Miata	Blue	IP3	SCCBC	CACC		1:50.155	1:48.826
15	44	Steve Paquette	North Vancouver,	Porsche GT3	Red	GTM	SCCBC	CACC	MB Euromotors Fairview Automotive	-:--	-:--
16	91	Ryan Ennis	Vancouver	Mazda RX7	Black/Orange	GTM	SCCA	SCCA		-:--	-:--
17	113	Roger Christensen	Port Coquitlam, B	Ford Sierra	Red / Yellow	GTM	SCCBC	CACC	NACS Motorport / Hiway Refrigeration	-:--	-:--
18	708	Victor Harvey	Abbotsford,BC	Merkur XR4Ti	Silver	GTM	SCCBC	CACC	West Rockies Service	-:--	-:--
19	11	Rocky Elli	Vancouver	Monte Carlo	Black	GTO	SCCA	SCCA	All West Insurance	-:--	-:--
20	66	Richard Eagan	Vancouver	Pontiac	Blue	GTO	SCCBC	CACC		-:--	-:--
21	77	Arvid Isaak	Abbotsford,BC	Honda CRX Si	Black	IP3	SCCBC	CACC	A&L Auto Sales Ltd./ Mountain West Holdings Inc.	-:--	-:--

COMMENTS: **Closed Wheel 2 Race #2 Qualifying Sunday**



STEWARD: _____

13/04/2008 1:16:31 PM

TIMING & SCORING: _____

Turn On to Turn 1

Closed Wheel 2

CW2 Race 2

Race

Mission Raceway Park 2.120 Km

13/04/2008 04:15 PM



Lap	Lap Tm	Diff	Time of Day
(44) Steve Paquette			
1	2:11.254	+54.762	16:33:57.053
2	1:31.011	+14.519	16:35:28.064
3	1:22.698	+6.206	16:36:50.762
4	1:18.435	+1.943	16:38:09.197
5	1:17.244	+0.752	16:39:26.441
6	1:16.492	-	16:40:42.933
7	1:17.347	+0.855	16:42:00.280
8	1:18.931	+2.439	16:43:19.211
9	1:19.360	+2.868	16:44:38.571
10	1:16.859	+0.367	16:45:55.430
11	1:17.705	+1.213	16:47:13.135
12	1:18.408	+1.916	16:48:31.543
13	1:17.166	+0.674	16:49:48.709
14	1:17.775	+1.283	16:51:06.484
15	1:17.738	+1.246	16:52:24.222
(134) Darrin Gilmore			
1	2:12.061	+51.908	16:33:52.863
2	1:22.768	+2.615	16:35:15.631
3	1:20.915	+0.762	16:36:36.546
4	1:20.568	+0.415	16:37:57.114
5	1:20.353	+0.200	16:39:17.467
6	1:20.479	+0.326	16:40:37.946
7	1:20.358	+0.205	16:41:58.304
8	1:20.212	+0.059	16:43:18.516
9	1:20.153	-	16:44:38.669
10	1:20.309	+0.156	16:45:58.978
11	1:20.567	+0.414	16:47:19.545
12	1:21.386	+1.233	16:48:40.931
13	1:21.454	+1.301	16:50:02.385
14	1:20.705	+0.552	16:51:23.090
15	1:20.789	+0.636	16:52:43.879
(131) Martin Berryman			
1	2:11.639	+49.217	16:33:52.830
2	1:25.483	+3.061	16:35:18.313
3	1:23.406	+0.984	16:36:41.719
4	1:22.775	+0.353	16:38:04.494
5	1:24.092	+1.670	16:39:28.586
6	1:23.171	+0.749	16:40:51.757
7	1:23.288	+0.866	16:42:15.045
8	1:22.749	+0.327	16:43:37.794
9	1:22.422	-	16:45:00.216
10	1:22.568	+0.146	16:46:22.784
11	1:23.043	+0.621	16:47:45.827
12	1:22.807	+0.385	16:49:08.634
13	1:22.519	+0.097	16:50:31.153
14	1:23.054	+0.632	16:51:54.207
15	1:24.480	+2.058	16:53:18.687
(12) Cindy Stevens			
1	2:12.051	+48.223	16:33:53.157
2	1:26.185	+2.357	16:35:19.342
3	1:24.446	+0.618	16:36:43.788
4	1:24.241	+0.413	16:38:08.029
5	1:24.966	+1.138	16:39:32.995
6	1:24.314	+0.486	16:40:57.309
7	1:23.985	+0.157	16:42:21.294
8	1:24.288	+0.460	16:43:45.582

Lap	Lap Tm	Diff	Time of Day
9	1:24.394	+0.566	16:45:09.976
10	1:24.018	+0.190	16:46:33.994
11	1:24.243	+0.415	16:47:58.237
12	1:25.225	+1.397	16:49:23.462
13	1:24.922	+1.094	16:50:48.384
14	1:23.828	-	16:52:12.212
15	1:25.056	+1.228	16:53:37.268
(9) Robert Johnston			
1	2:11.934	+47.419	16:33:53.881
2	1:30.391	+5.876	16:35:24.272
3	1:25.574	+1.059	16:36:49.846
4	1:25.076	+0.561	16:38:14.922
5	1:26.399	+1.884	16:39:41.321
6	1:24.515	-	16:41:05.836
7	1:24.645	+0.130	16:42:30.481
8	1:24.706	+0.191	16:43:55.187
9	1:24.805	+0.290	16:45:19.992
10	1:24.833	+0.318	16:46:44.825
11	1:24.893	+0.378	16:48:09.718
12	1:24.995	+0.480	16:49:34.713
13	1:25.240	+0.725	16:50:59.953
14	1:24.986	+0.471	16:52:24.939
(91) Ryan Ennis			
1	2:11.935	+52.532	16:33:55.194
2	1:24.537	+5.134	16:35:19.731
3	1:20.093	+0.690	16:36:39.824
4	1:19.739	+0.336	16:37:59.563
5	1:19.669	+0.266	16:39:19.232
6	1:19.403	-	16:40:38.635
7	1:20.107	+0.704	16:41:58.742
8	1:20.290	+0.887	16:43:19.032
9	1:21.273	+1.870	16:44:40.305
10	1:22.193	+2.790	16:46:02.498
p11	1:42.416	+23.013	16:47:44.914
12	1:40.951	+21.548	16:49:25.865
13	1:36.875	+17.472	16:51:02.740
14	1:33.026	+13.623	16:52:35.766
(90) Keith Robinson			
1	2:11.785	+46.213	16:33:53.387
2	1:29.139	+3.567	16:35:22.526
3	1:26.110	+0.538	16:36:48.636
4	1:25.853	+0.281	16:38:14.489
5	1:27.413	+1.841	16:39:41.902
6	1:25.607	+0.035	16:41:07.509
7	1:25.746	+0.174	16:42:33.255
8	1:25.662	+0.090	16:43:58.917
9	1:26.570	+0.998	16:45:25.487
10	1:25.629	+0.057	16:46:51.116
11	1:25.597	+0.025	16:48:16.713
12	1:25.572	-	16:49:42.285
13	1:26.319	+0.747	16:51:08.604
14	1:27.321	+1.749	16:52:35.925
(13) Tom Davies			
1	2:12.183	+46.958	16:33:53.905
2	1:30.101	+4.876	16:35:24.006
3	1:27.306	+2.081	16:36:51.312
4	1:26.087	+0.862	16:38:17.399

Lap	Lap Tm	Diff	Time of Day
5	1:25.731	+0.506	16:39:43.130
6	1:25.354	+0.129	16:41:08.484
7	1:25.612	+0.387	16:42:34.096
8	1:25.655	+0.430	16:43:59.751
9	1:25.225	-	16:45:24.976
10	1:25.451	+0.226	16:46:50.427
11	1:25.510	+0.285	16:48:15.937
12	1:25.564	+0.339	16:49:41.501
13	1:26.765	+1.540	16:51:08.266
14	1:29.134	+3.909	16:52:37.400
(37) John Cartwright			
1	2:11.346	+46.716	16:33:53.321
2	1:29.537	+4.907	16:35:22.858
3	1:45.273	+20.643	16:37:08.131
4	1:25.587	+0.957	16:38:33.718
5	1:25.753	+1.123	16:39:59.471
6	1:25.472	+0.842	16:41:24.943
7	1:25.119	+0.489	16:42:50.062
8	1:25.653	+1.023	16:44:15.715
9	1:26.269	+1.639	16:45:41.984
10	1:24.892	+0.262	16:47:06.876
11	1:24.630	-	16:48:31.506
12	1:24.999	+0.369	16:49:56.505
13	1:24.800	+0.170	16:51:21.305
14	1:24.885	+0.255	16:52:46.190
(07) Jordan Isaak			
1	2:11.083	+45.080	16:33:53.671
2	1:38.440	+12.437	16:35:32.111
3	1:31.876	+5.873	16:37:03.987
4	1:27.414	+1.411	16:38:31.401
5	1:26.580	+0.577	16:39:57.981
6	1:26.652	+0.649	16:41:24.633
7	1:27.019	+1.016	16:42:51.652
8	1:26.540	+0.537	16:44:18.192
9	1:26.462	+0.459	16:45:44.654
10	1:27.323	+1.320	16:47:11.977
11	1:26.592	+0.589	16:48:38.569
12	1:26.234	+0.231	16:50:04.803
13	1:26.003	-	16:51:30.806
14	1:26.423	+0.420	16:52:57.229
(19) Cory Wong			
1	2:11.619	+45.187	16:33:54.351
2	1:31.935	+5.503	16:35:26.286
3	1:30.345	+3.913	16:36:56.631
4	1:28.398	+1.966	16:38:25.029
5	1:26.908	+0.476	16:39:51.937
6	1:27.588	+1.156	16:41:19.525
7	1:27.835	+1.403	16:42:47.360
8	1:27.514	+1.082	16:44:14.874
9	1:28.034	+1.602	16:45:42.908
10	1:27.373	+0.941	16:47:10.281
11	1:26.794	+0.362	16:48:37.075
12	1:27.029	+0.597	16:50:04.104
13	1:26.432	-	16:51:30.536
14	1:27.187	+0.755	16:52:57.723
(34) Richard Jacyna			
1	2:09.519	+42.818	16:33:55.423

Printed: 13/04/2008 04:53:57 PM

Licensed to: Sports Car Club of British Columbia

Chief of Timing & Scoring

Race Director



Orbits 2

www.amb-it.com

www.mylaps.com

Turn On to Turn 1

Closed Wheel 2

Mission Raceway Park 2.120 Km

CW2 Race 2

13/04/2008 04:15 PM

Race

Lap	Lap Tm	Diff	Time of Day
2	1:31.230	+4.529	16:35:26.653
3	1:30.871	+4.170	16:36:57.524
4	1:27.234	+0.533	16:38:24.758
5	1:28.086	+1.385	16:39:52.844
6	1:27.097	+0.396	16:41:19.941
7	1:27.877	+1.176	16:42:47.818
8	1:27.592	+0.891	16:44:15.410
9	1:28.318	+1.617	16:45:43.728
10	1:27.534	+0.833	16:47:11.262
11	1:27.178	+0.477	16:48:38.440
12	1:27.869	+1.168	16:50:06.309
13	1:27.225	+0.524	16:51:33.534
14	1:26.701	-	16:53:00.235

(95) Martin Giffen

Lap	Lap Tm	Diff	Time of Day
1	2:10.328	+43.733	16:33:54.727
2	1:32.870	+6.275	16:35:27.597
3	1:30.658	+4.063	16:36:58.255
4	1:27.395	+0.800	16:38:25.650
5	1:27.592	+0.997	16:39:53.242
6	1:27.110	+0.515	16:41:20.352
7	1:28.119	+1.524	16:42:48.471
8	1:28.599	+2.004	16:44:17.070
9	1:26.812	+0.217	16:45:43.882
10	1:28.791	+2.196	16:47:12.673
11	1:26.973	+0.378	16:48:39.646
12	1:26.915	+0.320	16:50:06.561
13	1:27.212	+0.617	16:51:33.773
14	1:26.595	-	16:53:00.368

(31) Rob Gilchrist

Lap	Lap Tm	Diff	Time of Day
1	2:10.170	+43.074	16:33:55.518
2	1:35.614	+8.518	16:35:31.132
3	1:31.559	+4.463	16:37:02.691
4	1:28.448	+1.352	16:38:31.139
5	1:29.489	+2.393	16:40:00.628
6	1:28.338	+1.242	16:41:28.966
7	1:27.484	+0.388	16:42:56.450
8	1:27.096	-	16:44:23.546
9	1:27.365	+0.269	16:45:50.911
10	1:28.179	+1.083	16:47:19.090
11	1:28.473	+1.377	16:48:47.563
12	1:28.829	+1.733	16:50:16.392
13	1:27.690	+0.594	16:51:44.082
14	1:27.508	+0.412	16:53:11.590

(26) Shaun Roberts

Lap	Lap Tm	Diff	Time of Day
1	2:11.063	+42.874	16:33:54.536
2	1:36.224	+8.035	16:35:30.760
3	1:35.174	+6.985	16:37:05.934
4	1:32.255	+4.066	16:38:38.189
5	1:30.173	+1.984	16:40:08.362
6	1:29.324	+1.135	16:41:37.686
7	1:28.642	+0.453	16:43:06.328
8	1:28.539	+0.350	16:44:34.867
9	1:30.424	+2.235	16:46:05.291
10	1:28.460	+0.271	16:47:33.751
11	1:28.189	-	16:49:01.940
12	1:29.140	+0.951	16:50:31.080
13	1:30.513	+2.324	16:52:01.593
14	1:28.868	+0.679	16:53:30.461

Lap	Lap Tm	Diff	Time of Day
(60) Norm Shaw			
1	2:11.224	+35.508	16:33:55.368
2	1:43.018	+7.302	16:35:38.386
3	1:40.129	+4.413	16:37:18.515
4	1:39.621	+3.905	16:38:58.136
5	1:40.538	+4.822	16:40:38.674
6	1:39.672	+3.956	16:42:18.346
7	1:37.644	+1.928	16:43:55.990
8	1:36.929	+1.213	16:45:32.919
9	1:41.499	+5.783	16:47:14.418
10	1:37.698	+1.982	16:48:52.116
11	1:37.516	+1.800	16:50:29.632
12	1:37.815	+2.099	16:52:07.447
13	1:35.716	-	16:53:43.163

Lap	Lap Tm	Diff	Time of Day
-----	--------	------	-------------



**TURN ON TO TURN 1
SCCBC
MISSION RACEWAY PARK
OFFICIAL RACE RESULTS**

**Sanction # CACC
Track Length: 2.12 Km.**

April 12-13, 2008

CW2

POS	CAR	DRIVER	TOWN	MAKE	COLOUR	LAPS	O/A	CLUB	LICENSE	SPONSOR	FASTLAP
GTL											
1	37	John Cartwright	New Westminster,B	Honda Civic	Blue	14	9	SCCBC	CACC	False Creek Management	1:24.630
GTM											
1	44	Steve Paquette	North Vancouver, BC	Porsche GT3	Red	15	1	SCCBC	CACC	MB Euromotors Fairview Automotive	1:16.492
2	91	Ryan Ennis	Vancouver	Mazda RX7	Black/Orange	14	6	SCCA	SCCA		1:19.403
DNS	113	Roger Christensen	Port Coquitlam, BC	Ford Sierra	Red / Yellow	0	DNS	SCCBC	CACC	NACS Motorport / Hiway Refrigeration	---
DNS	708	Victor Harvey	Abbotsford,BC	Merkur XR4Ti	Silver	0	DNS	SCCBC	CACC	West Rockies Service	---
GTO											
1	134	Darrin Gilmore	Chilliwack,BC	Porsche 928	Silver & Yellow	15	2	SCCBC	CACC	Lordco, Ken's Tire & Wheel, Interchanger	1:20.153
DNS	11	Rocky Elli	Vancouver	Monte Carlo	Black	0	DNS	SCCA	SCCA	All West Insurance	---
DNS	66	Richard Eagan	Vancouver	Pontiac	Blue	0	DNS	SCCBC	CACC		---
IP3											
1	131	Martin Berryman	Coquitlam,BC	Honda CRX Si	White	15	3	SCCBC	CACC	Wanes Custom Woodwork Inc	1:22.422
2	12	Cindy Stevens	Richmond,BC	Honda CRX Si	Blue	15	4	SCCBC	CACC	WCS Motorsports/ 2nd Gen Racing / ME	1:23.828
3	9	Robert Johnston	Abbotsford,BC	Honda CRX Si	Black/Yellow	14	5	SCCBC	CACC		1:24.515
4	90	Keith Robinson	Abbotsford,BC	Honda Civic	Blue	14	7	SCCBC	CACC	K&G Auto Recyclers	1:25.572
5	13	Tom Davies	North Van	Honda CRX	Black/Orange	14	8	SCCBC	CACC	Nixon Automotive	1:25.225
6	07	Jordan Isaak	Abbotsford,BC	Honda CRX Si	Black	14	10	SCCBC	CACC	A&L Auto Sales, Curtis Custom Wheels	1:26.003
7	19	Cory Wong	Mission,BC	Honda Civic	Red/White	14	11	SCCBC	CACC		1:26.432
8	34	Richard Jacyna	Penticton,BC	Mazda Miata	Red/silver	14	12	SCCBC	CACC	Cut Technologies, Jafa Industries, Rye's Racing	1:26.701
9	95	Martin Giffen	Abbotsford,BC	Honda Civic	Green & Black	14	13	SCCBC	CACC	www.buyers4cars.com	1:26.595
10	31	Rob Gilchrist	Port Coquitlam,BC	Toyota MR2	Red/White	14	14	SCCBC	CACC	Lift Buddy Canada	1:27.096
11	26	Shaun Roberts	Kelowna,BC	Honda Civic Si	Red	14	15	SCCBC	CACC		1:28.189
12	60	Norm Shaw	Burnaby, BC	Mazda Miata	Blue	13	16	SCCBC	CACC		1:35.716
DNS	77	Arvid Isaak	Abbotsford,BC	Honda CRX Si	Black	0	DNS	SCCBC	CACC	A&L Auto Sales Ltd./ Mountain West Holdings Inc.	---

TOTAL IN GROUP= 21

COMMENTS: **Closed Wheel 2 Race 2 - Sunday**



[Handwritten Signature]

STEWARD: _____

April 13, 2008 4:55:52 PM

TIMING & SCORING: _____