



Lap	Lap Tm	Diff	Time of Day
<b>(122) Steve Paquette</b>			
1	1:54.078	+41.673	10:25:23.032
2	1:33.769	+21.364	10:26:56.801
3	1:25.300	+12.895	10:28:22.101
4	1:18.565	+6.160	10:29:40.666
5	1:16.722	+4.317	10:30:57.388
6	1:16.003	+3.598	10:32:13.391
7	1:15.638	+3.233	10:33:29.029
8	1:14.043	+1.638	10:34:43.072
9	1:13.486	+1.081	10:35:56.558
10	1:12.405	-	10:37:08.963

Lap	Lap Tm	Diff	Time of Day
<b>(94) Ty Chamberlain</b>			
1	1:33.829	+17.872	10:26:29.240
2	1:23.733	+7.776	10:27:52.973
3	1:17.353	+1.396	10:29:10.326
4	1:21.404	+5.447	10:30:31.730
5	1:19.034	+3.077	10:31:50.764
6	1:16.964	+1.007	10:33:07.728
7	1:16.577	+0.620	10:34:24.305
8	1:15.957	-	10:35:40.262
9	1:16.828	+0.871	10:36:57.090
10	1:20.959	+5.002	10:38:18.049
11	1:17.094	+1.137	10:39:35.143
12	1:16.154	+0.197	10:40:51.297
13	1:16.057	+0.100	10:42:07.354

Lap	Lap Tm	Diff	Time of Day
<b>(66) Richard Eagan</b>			
1	2:13.084	+55.104	10:25:34.098
2	1:40.711	+22.731	10:27:14.809
3	1:24.759	+6.779	10:28:39.568
4	1:19.497	+1.517	10:29:59.065
5	1:21.215	+3.235	10:31:20.280
6	1:17.980	-	10:32:38.260
7	1:18.379	+0.399	10:33:56.639
8	1:19.840	+1.860	10:35:16.479
9	1:19.988	+2.008	10:36:36.467

Lap	Lap Tm	Diff	Time of Day
<b>(99) Rocky Elli</b>			
1	1:33.576	+14.811	10:28:00.821
2	1:31.372	+12.607	10:29:32.193
3	1:18.765	-	10:30:50.958
4	1:20.882	+2.117	10:32:11.840
5	1:19.689	+0.924	10:33:31.529
6	1:19.151	+0.386	10:34:50.680
7	1:19.315	+0.550	10:36:09.995
8	1:19.800	+1.035	10:37:29.795

Lap	Lap Tm	Diff	Time of Day
<b>(131) Martin Berryman</b>			
1	1:33.292	+14.265	10:24:46.159
2	1:21.425	+2.398	10:26:07.584
3	1:19.689	+0.662	10:27:27.273
4	1:19.027	-	10:28:46.300
5	1:19.248	+0.221	10:30:05.548
6	1:19.110	+0.083	10:31:24.658

Lap	Lap Tm	Diff	Time of Day
<b>(08) Carlos Tesler-Mabe</b>			
1	1:51.269	+30.079	10:25:24.800
2	1:26.429	+5.239	10:26:51.229
3	1:21.190	-	10:28:12.419

Lap	Lap Tm	Diff	Time of Day
<b>(708) Victor Harvey</b>			
1	1:56.038	+34.080	10:27:11.443
2	1:31.536	+9.578	10:28:42.979
3	1:26.305	+4.347	10:30:09.284
4	1:24.374	+2.416	10:31:33.658
5	1:22.165	+0.207	10:32:55.823
6	1:21.958	-	10:34:17.781

Lap	Lap Tm	Diff	Time of Day
<b>(26) Shaun Roberts</b>			
1	1:36.478	+13.513	10:24:52.026
2	1:26.019	+3.054	10:26:18.045
3	1:23.897	+0.932	10:27:41.942
4	1:22.965	-	10:29:04.907
5	1:30.030	+7.065	10:30:34.937
6	1:25.284	+2.319	10:32:00.221
7	1:24.052	+1.087	10:33:24.273
8	1:24.509	+1.544	10:34:48.782
9	1:24.593	+1.628	10:36:13.375
10	1:23.641	+0.676	10:37:37.016
11	1:24.892	+1.927	10:39:01.908
12	1:24.359	+1.394	10:40:26.267
13	1:24.042	+1.077	10:41:50.309

Lap	Lap Tm	Diff	Time of Day
<b>(33) Burton Reynolds</b>			
1	1:39.875	+16.828	10:24:58.576
2	1:26.732	+3.685	10:26:25.308
3	1:29.225	+6.178	10:27:54.533
4	1:25.897	+2.850	10:29:20.430
5	1:27.875	+4.828	10:30:48.305
6	1:23.047	-	10:32:11.352
7	1:24.151	+1.104	10:33:35.503

Lap	Lap Tm	Diff	Time of Day
<b>(7) John Gillespie</b>			
1	1:44.461	+20.868	10:25:35.291
2	1:32.023	+8.430	10:27:07.314
3	1:24.529	+0.936	10:28:31.843
4	1:23.810	+0.217	10:29:55.653
5	1:23.954	+0.361	10:31:19.607
6	1:24.239	+0.646	10:32:43.846
7	1:24.561	+0.968	10:34:08.407
8	1:24.101	+0.508	10:35:32.508
9	1:25.093	+1.500	10:36:57.601
10	1:23.677	+0.084	10:38:21.278
11	1:24.312	+0.719	10:39:45.590
12	1:24.332	+0.739	10:41:09.922
13	1:23.593	-	10:42:33.515

Lap	Lap Tm	Diff	Time of Day
<b>(34) Richard Jacyna</b>			
1	1:47.184	+23.098	10:25:32.783
2	1:30.386	+6.300	10:27:03.169
3	1:26.373	+2.287	10:28:29.542
4	1:25.461	+1.375	10:29:55.003
5	1:25.644	+1.558	10:31:20.647
6	1:24.716	+0.630	10:32:45.363
7	1:25.070	+0.984	10:34:10.433
8	1:24.435	+0.349	10:35:34.868
9	1:25.247	+1.161	10:37:00.115
10	1:25.044	+0.958	10:38:25.159
11	1:24.086	-	10:39:49.245
12	1:24.891	+0.805	10:41:14.136

Lap	Lap Tm	Diff	Time of Day
<b>(31) Rob Gilchrist</b>			
1	1:51.770	+27.641	10:25:22.721
2	1:25.368	+1.239	10:26:48.089
3	1:24.129	-	10:28:12.218
4	1:24.639	+0.510	10:29:36.857
5	1:24.917	+0.788	10:31:01.774
6	1:25.675	+1.546	10:32:27.449
7	1:24.196	+0.067	10:33:51.645
p8	2:11.860	+47.731	10:36:03.505
9	1:31.729	+7.600	10:37:35.234
10	1:25.224	+1.095	10:39:00.458


Lap	Lap Tm	Diff	Time of Day
<b>(12) WC Storms</b>			
1	1:40.979	+16.362	10:24:58.112
2	1:26.606	+1.989	10:26:24.718
3	1:29.138	+4.521	10:27:53.856
4	1:25.899	+1.282	10:29:19.755
5	1:26.803	+2.186	10:30:46.558
6	1:24.617	-	10:32:11.175
7	1:25.627	+1.010	10:33:36.802

Lap	Lap Tm	Diff	Time of Day
<b>(60) Norm Shaw</b>			
1	1:46.790	+20.120	10:24:57.115
2	1:27.333	+0.663	10:26:24.448
3	1:29.103	+2.433	10:27:53.551
4	1:26.670	-	10:29:20.221
5	1:28.204	+1.534	10:30:48.425
6	1:33.334	+6.664	10:32:21.759
7	1:29.511	+2.841	10:33:51.270
8	1:27.699	+1.029	10:35:18.969

Lap	Lap Tm	Diff	Time of Day
<b>(19) Cory Wong</b>			
1	1:41.523	+14.510	10:24:50.070
2	1:27.013	-	10:26:17.083

Lap	Lap Tm	Diff	Time of Day
<b>(62) Cayle Baird</b>			
1	1:57.145	+28.628	10:25:32.528
2	1:34.567	+6.050	10:27:07.095
3	1:29.355	+0.838	10:28:36.450
4	1:28.966	+0.449	10:30:05.416
5	1:28.517	-	10:31:33.933
6	1:30.685	+2.168	10:33:04.618
7	1:30.133	+1.616	10:34:34.751
8	1:30.620	+2.103	10:36:05.371
9	1:29.407	+0.890	10:37:34.778
10	1:30.660	+2.143	10:39:05.438
11	1:29.555	+1.038	10:40:34.993
12	1:30.205	+1.688	10:42:05.198





(122) Steve Paquette

p1	2:02.589	+49.709
2	1:28.898	+16.018
3	1:15.138	+2.258
4	1:14.385	+1.505
5	1:25.632	+12.752
p6	2:59.596	+1:46.716
7	1:30.169	+17.289
8	1:14.518	+1.638
9	1:14.930	+2.050
10	1:12.880	-
11	1:14.086	+1.206

(36) Terry Ward

1	1:36.807	+23.340
p2	1:52.760	+39.293
3	1:19.335	+5.868
4	1:13.803	+0.336
5	1:13.467	-

(702) Harry Watson

1	1:29.873	+14.073
2	1:17.061	+1.261
3	1:16.544	+0.744
4	1:17.459	+1.659
5	1:17.254	+1.454
6	1:18.532	+2.732
7	1:15.800	-
8	1:18.260	+2.460
9	1:16.641	+0.841

(94) Ty Chamberlain

1	1:44.490	+27.279
2	1:23.484	+6.273
3	1:21.777	+4.566
4	1:24.751	+7.540
5	1:21.296	+4.085
6	1:20.968	+3.757
7	1:19.321	+2.110
8	1:20.607	+3.396
9	1:19.503	+2.292
10	1:18.878	+1.667
11	1:19.716	+2.505
12	1:19.186	+1.975
13	1:19.980	+2.769
14	1:17.211	-

(66) Richard Eagan

1	1:43.045	+25.609
2	1:23.845	+6.409
3	1:19.711	+2.275
4	1:20.364	+2.928
5	1:17.436	-
6	2:05.767	+48.331
7	1:19.369	+1.933

(08) Carlos Tesler-Mabe

1	1:42.029	+23.492
2	1:21.087	+2.550
3	1:18.537	-
4	1:18.636	+0.099

(12) WC Storms

1	1:44.275	+25.346
2	1:19.942	+1.013
3	1:19.248	+0.319
4	1:19.243	+0.314
5	1:19.355	+0.426
6	1:18.929	-

(99) Rocky Elli

1	1:33.561	+14.607
2	1:23.043	+4.089
3	1:18.954	-
4	1:20.547	+1.593
5	1:21.010	+2.056
6	1:26.970	+8.016
7	1:18.978	+0.024
8	1:19.483	+0.529
9	1:19.402	+0.448
10	1:19.415	+0.461
11	1:20.559	+1.605
12	1:19.384	+0.430
13	1:19.190	+0.236
14	1:19.376	+0.422

(131) Martin Berryman

1	1:38.571	+18.833
2	1:20.161	+0.423
3	1:20.159	+0.421
4	1:20.076	+0.338
5	1:19.873	+0.135
6	1:19.906	+0.168
7	1:19.738	-
8	1:20.585	+0.847
9	1:20.374	+0.636
10	1:19.889	+0.151
11	1:19.936	+0.198
12	1:19.963	+0.225
13	1:20.157	+0.419
14	1:39.455	+19.717

(33) Burton Reynolds

1	1:43.138	+22.990
2	1:21.666	+1.518
3	1:22.317	+2.169
4	1:20.148	-
5	1:20.948	+0.800
6	1:20.563	+0.415
7	1:21.006	+0.858
8	1:20.849	+0.701
9	1:20.834	+0.686
10	1:20.589	+0.441
11	1:20.850	+0.702
12	1:20.860	+0.712
13	1:20.568	+0.420
14	1:20.287	+0.139

(07) Jordan Isaack

1	1:41.446	+20.368
2	1:22.312	+1.234
3	1:21.169	+0.091
4	1:21.078	-

5	1:21.926	+0.848
6	1:21.640	+0.562

(708) Victor Harvey

1	1:45.379	+23.569
2	1:21.810	-
3	1:23.808	+1.998
4	1:23.062	+1.252
5	1:23.452	+1.642

(19) Cory Wong

1	1:43.494	+21.425
2	1:29.294	+7.225
3	1:22.353	+0.284
4	1:23.447	+1.378
5	1:22.485	+0.416
6	1:22.451	+0.382
7	1:22.574	+0.505
8	1:25.793	+3.724
9	1:22.737	+0.668
10	1:22.361	+0.292
p11	1:36.648	+14.579
12	1:26.963	+4.894
13	1:22.069	-

(7) John Gillespie

1	1:43.891	+20.929
2	1:27.180	+4.218
3	1:24.246	+1.284
4	1:29.335	+6.373
5	1:24.384	+1.422
6	1:23.545	+0.583
7	1:23.576	+0.614
8	1:23.743	+0.781
9	1:23.278	+0.316
10	1:22.962	-
11	1:22.967	+0.005

(26) Shaun Roberts

1	1:42.731	+19.011
2	1:25.268	+1.548
3	1:23.720	-

(90) Keith Robinson

1	1:41.666	+17.919
2	1:27.459	+3.712
3	1:24.257	+0.510
4	1:23.747	-
5	1:24.634	+0.887

(34) Richard Jacyna

1	1:42.198	+17.739
2	1:26.542	+2.083
3	1:25.869	+1.410
4	1:24.814	+0.355
5	1:25.360	+0.901
6	1:29.187	+4.728
7	1:31.325	+6.866
8	1:24.459	-
9	1:25.667	+1.208
10	1:25.916	+1.457
11	1:25.050	+0.591

12	1:25.357	+0.898
13	1:26.376	+1.917

(60) Norm Shaw

1	1:44.859	+18.518
2	1:28.155	+1.814
3	1:29.743	+3.402
4	1:27.754	+1.413
5	1:29.256	+2.915
6	1:28.191	+1.850
7	1:27.094	+0.753
8	1:26.341	-
9	1:27.093	+0.752
10	1:28.085	+1.744
11	1:28.733	+2.392
12	1:27.562	+1.221
13	1:26.713	+0.372

(62) Cayle Baird

1	1:48.336	+19.585
2	1:33.940	+5.189
3	1:32.082	+3.331
4	1:31.768	+3.017
5	1:30.602	+1.851
6	1:30.286	+1.535
7	1:30.957	+2.206
8	1:29.636	+0.885
9	1:29.590	+0.839
10	1:29.819	+1.068
11	1:29.169	+0.418
12	1:28.751	-
13	1:29.367	+0.616



**DASH FOR CASH  
SCCBC**

**Sanction # CACC  
Track Length: 2.12 Km.**

**MISSION RACEWAY PARK  
OFFICIAL QUALIFYING RESULTS**

**April 18-19, 2009**

**CW2**

POS	CAR	DRIVER	TOWN	MAKE	COLOUR	CLASS	CLUB	LICENS	SPONSOR	2nd Best Tim	Best Time
1	122	Steve Paquette	North Vancouver,	Porsche 911 Tw	Red	GTO	SCCBC	CACC	Bullet Racing MB Euromotors	1:14.086	1:12.880
2	36	Terry Ward	Port Coquitlam, B	Pontiac Grand	White/Red	GTO	SCCBC	ICSCC	Scardillo Cheese, Kirmac Collision	1:13.803	1:13.467
3	702	Harry Watson	Coquitlam,BC	Mazda Miata	Red	GTM	SCCBC	CACC	Metro Testing & Specialty Engineering	1:16.544	1:15.800
4	94	Ty Chamberlain	Calgary,AB	Chev Corvette	White	GTO	SCCBC	CACC	HRE, Davenport Motorsports, Texas Seismic Rentals	1:18.878	1:17.211
5	66	Richard Eagan	Vancouver,BC	Pont G.P.	Blue	GTO	SCCBC	CACC	P.P.I Camera Corp/21 Century Aliment/ Petersen Traile	1:19.369	1:17.436
6	08	Carlos Tesler-Mabe	Vancouver,BC	Acura Integra R	White/Yellow	GTM	SCCBC	CACC		1:18.636	1:18.537
7	12	WC Storms	Maple Ridge,BC	Honda CRX-Si	Blue	IP3	SCCBC	CACC	WCS Motorsports	1:19.243	1:18.929
8	99	Rocky Elli	Vancouver, BC	BMW 330	White	GTM	SCCBC	SCCA	The BMW Store	1:18.978	1:18.954
9	131	Martin Berryman	Coquitlam,BC	Honda CRX Si	White	IP3	SCCBC	CACC	Wanes Custom Woodwork Inc	1:19.873	1:19.738
10	33	Burton Reynolds	Mission, BC	Honda CRX Si	Blue	IP3	SCCBC	CACC	2nd Gen Racing, KMS Tools	1:20.287	1:20.148
11	07	Jordan Isaak	Abbotsford,BC	Acura Integra	Black	IP3	SCCBC	CACC	A&L Auto Sales, Curtis Custom Wheels	1:21.169	1:21.078
12	708	Victor Harvey	Abbotsford,BC	Merkur XR4Ti	Silver	GTM	SCCBC	CACC	West Rockies Service	1:23.062	1:21.810
13	19	Cory Wong	Mission,BC	Honda Civic Si	Red/White	IP3	SCCBC	CACC		1:22.353	1:22.069
14	7	John Gillespie	Tsawwassen,BC	Honda CRX	White	IP3	SCCBC	CACC	Barfix, TBS Electrical Contractor	1:22.967	1:22.962
15	26	Shaun Roberts	Kelowna,BC	Honda Civic Si	Red	IP3	SCCBC	CACC		1:25.268	1:23.720
16	90	Keith Robinson	Abbotsford,BC	Honda Civic Si	Black & Red	IP3	SCCBC	CACC	K&G Auto Recyclers	1:24.257	1:23.747
17	34	Richard Jacyna	Penticton,BC	Mazda Miata	Red/silver	IP3	SCCBC	CACC	Cut Technologies, JAFA Industries, Rye's Racing	1:24.814	1:24.459
18	60	Norm Shaw	Burnaby, BC	Mazda Miata	Green	IP3	SCCBC	CACC		1:26.713	1:26.341
19	62	Gayle Baird	Ladner	Honda Civic	Blue	IP3	SCCBC	CACC		1:29.169	1:28.751
20	5	Ryan O'Connor	Vancouver,BC	BMW 25is	Blue	GTM	SCCBC	CACC	Woodhouse & Associates	---	---
21	28	Bryan Holyk	Coquitlam,BC	Chev Corvette	Red	GTO	SCCBC	CACC	Bishop Sales	---	---
22	31	Rob Gilchrist	Port Coquitlam,B	Toyota MR2	Red/White	IP3	SCCBC	CACC	Lift Buddy Canada	---	---
23	32	John Gillespie	Tsawwassen,BC	Honda CRX	White	IP3	SCCBC	CACC	Barfix, TBS Electrical Contractor	---	---

COMMENTS: **Closed Wheel 2 Race #1 Qualifying Saturday**



STEWARD: \_\_\_\_\_

18/04/2009 3:18:26 PM

TIMING & SCORING:


Closed Wheel 2

CW2 Race 1

Race

Mission Raceway Park 2.120 Km

18/04/2009 05:25 PM



<b>(122) Steve Paquette</b>			7	1:18.789	+0.557	15	1:19.216	-	9	1:23.695	+0.498	5	1:30.156	+2.192
1	1:17.455	+4.625	8	1:18.813	+0.581	<b>(33) Burton Reynolds</b>			10	1:23.853	+0.656	6	1:28.906	+0.942
2	1:13.472	+0.642	9	1:19.065	+0.833	1	1:23.605	+3.801	11	1:23.197	-	7	1:29.023	+1.059
3	1:12.830	-	10	1:19.761	+1.529	2	1:21.001	+1.197	12	1:23.723	+0.526	8	1:28.602	+0.638
4	1:12.937	+0.107	11	1:19.296	+1.064	3	1:20.935	+1.131	13	1:23.443	+0.246	9	1:27.964	-
5	1:15.172	+2.342	12	1:18.232	-	4	1:20.955	+1.151	14	1:23.548	+0.351	10	1:30.237	+2.273
6	1:17.087	+4.257	13	1:20.540	+2.308	5	1:20.779	+0.975	15	1:24.793	+1.596	11	1:28.633	+0.669
7	1:16.419	+3.589	14	1:18.474	+0.242	6	1:20.158	+0.354	<b>(7) John Gillespie</b>			12	1:28.284	+0.320
8	1:13.832	+1.002	15	1:18.763	+0.531	7	1:20.340	+0.536	1	1:28.524	+5.828	13	1:30.508	+2.544
9	1:14.625	+1.795	16	1:18.393	+0.161	8	1:21.202	+1.398	2	1:26.389	+3.693	14	1:28.018	+0.054
10	1:13.904	+1.074	<b>(12) WC Storms</b>			9	1:19.976	+0.172	3	1:25.576	+2.880	<b>(07) Jordan Isaak</b>		
11	1:14.660	+1.830	1	1:32.738	+14.319	10	1:19.995	+0.191	4	1:23.891	+1.195	1	1:26.860	+5.050
12	1:15.475	+2.645	2	1:20.496	+2.077	11	1:19.804	-	5	1:23.093	+0.397	2	1:23.781	+1.971
13	1:15.139	+2.309	3	1:19.439	+1.020	12	1:20.126	+0.322	6	1:23.544	+0.848	3	1:24.169	+2.359
14	1:15.132	+2.302	4	1:18.887	+0.468	13	1:20.982	+1.178	7	1:23.535	+0.839	4	1:23.203	+1.393
15	1:15.730	+2.900	5	1:19.758	+1.339	14	1:20.358	+0.554	8	1:23.682	+0.986	5	1:22.622	+0.812
16	1:22.325	+9.495	6	1:20.069	+1.650	15	1:21.691	+1.887	9	1:24.126	+1.430	6	1:22.516	+0.706
<b>(94) Ty Chamberlain</b>			7	1:18.419	-	<b>(19) Cory Wong</b>			10	1:22.800	+0.104	7	1:22.264	+0.454
1	1:21.197	+4.238	8	1:19.288	+0.869	1	1:24.021	+2.236	11	1:22.814	+0.118	8	1:21.810	-
2	1:17.337	+0.378	9	1:18.427	+0.008	2	1:21.858	+0.073	12	1:22.879	+0.183	9	1:22.708	+0.898
3	1:16.966	+0.007	10	1:18.872	+0.453	3	1:22.070	+0.285	13	1:23.552	+0.856	10	1:22.039	+0.229
4	1:16.959	-	11	1:18.567	+0.148	4	1:22.018	+0.233	14	1:22.696	-	11	1:22.658	+0.848
5	1:18.139	+1.180	12	1:18.599	+0.180	5	1:22.076	+0.291	15	1:23.314	+0.618	12	1:22.468	+0.658
6	1:17.420	+0.461	13	1:18.568	+0.149	6	1:21.909	+0.124	<b>(34) Richard Jacyna</b>			13	1:22.209	+0.399
7	1:17.938	+0.979	14	1:18.762	+0.343	7	1:22.713	+0.928	1	1:26.987	+2.349	14	1:23.446	+1.636
8	1:20.336	+3.377	15	1:19.419	+1.000	8	1:21.937	+0.152	2	1:27.145	+2.507	<b>(702) Harry Watson</b>		
9	1:17.831	+0.872	16	1:20.001	+1.582	9	1:22.347	+0.562	3	1:25.274	+0.636	1	1:18.000	+2.825
10	1:17.731	+0.772	<b>(131) Martin Berryman</b>			10	1:22.810	+1.025	4	1:25.446	+0.808	2	1:16.497	+1.322
11	1:17.866	+0.907	1	1:22.550	+3.179	11	1:22.220	+0.435	5	1:37.238	+12.600	3	1:15.556	+0.381
12	1:18.394	+1.435	2	1:19.853	+0.482	12	1:21.819	+0.034	6	1:28.428	+3.790	4	1:15.431	+0.256
13	1:18.531	+1.572	3	1:20.039	+0.668	13	1:22.088	+0.303	7	1:26.545	+1.907	5	1:16.629	+1.454
14	1:17.748	+0.789	4	1:19.616	+0.245	14	1:21.785	-	8	1:27.209	+2.571	6	1:15.418	+0.243
15	1:18.202	+1.243	5	1:19.371	-	15	1:22.125	+0.340	9	1:27.680	+3.042	7	1:16.865	+1.690
16	1:17.342	+0.383	6	1:19.707	+0.336	<b>(26) Shaun Roberts</b>			10	1:26.208	+1.570	8	1:15.236	+0.061
<b>(99) Rocky Elli</b>			7	1:19.790	+0.419	1	1:26.235	+4.457	11	1:25.204	+0.566	9	1:15.175	-
1	1:20.031	+1.627	8	1:19.671	+0.300	2	1:23.946	+2.168	12	1:26.547	+1.909	10	1:15.734	+0.559
2	1:19.845	+1.441	9	1:20.289	+0.918	3	1:24.075	+2.297	13	1:25.727	+1.089	11	1:16.032	+0.857
3	1:18.765	+0.361	10	1:20.277	+0.906	4	1:23.058	+1.280	14	1:24.638	-	12	1:16.485	+1.310
4	1:19.172	+0.768	11	1:19.952	+0.581	5	1:23.001	+1.223	<b>(60) Norm Shaw</b>			<b>(36) Terry Ward</b>		
5	1:19.921	+1.517	12	1:20.001	+0.630	6	1:22.638	+0.860	1	1:32.058	+5.967	1	1:14.082	+1.850
6	1:19.653	+1.249	13	1:19.725	+0.354	7	1:21.778	-	2	1:28.717	+2.626	2	1:12.232	-
7	1:18.771	+0.367	14	1:20.452	+1.081	8	1:22.087	+0.309	3	1:29.286	+3.195	3	1:13.386	+1.154
8	1:18.606	+0.202	15	1:20.248	+0.877	9	1:22.640	+0.862	4	1:28.766	+2.675			
9	1:19.665	+1.261	16	1:19.607	+0.236	10	1:22.323	+0.545	5	1:30.172	+4.081			
10	1:18.849	+0.445	<b>(708) Victor Harvey</b>			11	1:22.863	+1.085	6	1:28.202	+2.111			
11	1:18.575	+0.171	1	1:25.848	+6.632	12	1:21.989	+0.211	7	1:27.797	+1.706			
12	1:18.801	+0.397	2	1:21.290	+2.074	13	1:22.241	+0.463	8	1:28.017	+1.926			
13	1:19.143	+0.739	3	1:21.176	+1.960	14	1:23.034	+1.256	9	1:26.563	+0.472			
14	1:18.404	-	4	1:20.009	+0.793	15	1:23.908	+2.130	10	1:26.091	-			
15	1:18.593	+0.189	5	1:20.876	+1.660	<b>(90) Keith Robinson</b>			11	1:28.129	+2.038			
16	1:18.509	+0.105	6	1:19.989	+0.773	1	1:26.653	+3.456	12	1:26.855	+0.764			
<b>(08) Carlos Tesler-Mabe</b>			7	1:20.142	+0.926	2	1:23.910	+0.713	13	1:27.646	+1.555			
1	1:19.892	+1.660	8	1:19.594	+0.378	3	1:24.120	+0.923	14	1:27.355	+1.264			
2	1:19.640	+1.408	9	1:19.825	+0.609	4	1:23.248	+0.051	<b>(62) Gayle Baird</b>					
3	1:18.742	+0.510	10	1:19.864	+0.648	5	1:23.370	+0.173	1	1:33.894	+5.930			
4	1:19.143	+0.911	11	1:19.784	+0.568	6	1:24.316	+1.119	2	1:29.919	+1.955			
5	1:19.379	+1.147	12	1:20.276	+1.060	7	1:23.486	+0.289	3	1:28.647	+0.683			
6	1:19.482	+1.250	13	1:21.513	+2.297	8	1:24.017	+0.820	4	1:28.225	+0.261			

Chief of Timing & Scoring  
Race Director



**DASH FOR CASH  
SCCBC  
MISSION RACEWAY PARK  
OFFICIAL RACE RESULTS**

**Sanction # CACC  
Track Length: 2.12 Km.**

**April 18-19, 2009**

**CW2**

POS	CAR	DRIVER	TOWN	MAKE	COLOUR	LAPS	O/A	CLUB	LICENSE	SPONSOR	FASTLAP
<b>GTM</b>											
1	99	Rocky Elli	Vancouver, BC	BMW 330	White	16	3	SCCBC	SCCA	The BMW Store	1:18.404
2	08	Carlos Tesler-Mabe	Vancouver, BC	Acura Integra R	White/Yellow	16	4	SCCBC	CACC		1:18.232
3	708	Victor Harvey	Abbotsford, BC	Merkur XR4Ti	Silver	15	7	SCCBC	CACC	West Rockies Service	1:19.216
DNF	702	Harry Watson	Coquitlam, BC	Mazda Miata	Red	12	DNF	SCCBC	CACC	Metro Testing & Specialty Engineering	1:15.175
DNS	5	Ryan O'Connor	Vancouver, BC	BMW 25is	Blue	0	DNS	SCCBC	CACC	Woodhouse & Associates	---
<b>GTO</b>											
1	122	Steve Paquette	North Vancouver, BC	Porsche 911 Twin T	Red	16	1	SCCBC	CACC	Bullet Racing MB Euromotors	1:12.830
2	94	Ty Chamberlain	Calgary, AB	Chev Corvette	White	16	2	SCCBC	CACC	HRE, Davenport Motorsports, Texas Seismic Rentals	1:16.959
DNF	36	Terry Ward	Port Coquitlam, BC	Pontiac Grand Prix	White/Red	3	DNF	SCCBC	ICSC	Scardillo Cheese, Kirmac Collision	1:12.232
DNS	28	Bryan Holyk	Coquitlam, BC	Chev Corvette Z06	Red	0	DNS	SCCBC	CACC	Bishop Sales	---
DNS	66	Richard Eagan	Vancouver, BC	Pont G.P.	Blue	0	DNS	SCCBC	CACC	P.P.I Camera Corp/21 Century Aliment/ Petersen Trail	---
<b>IP3</b>											
1	12	WC Storms	Maple Ridge, BC	Honda CRX-Si	Blue	16	5	SCCBC	CACC	WCS Motorsports	1:18.419
2	131	Martin Berryman	Coquitlam, BC	Honda CRX Si	White	16	6	SCCBC	CACC	Wanes Custom Woodwork Inc	1:19.371
3	33	Burton Reynolds	Mission, BC	Honda CRX Si	Blue	15	8	SCCBC	CACC	2nd Gen Racing, KMS Tools	1:19.804
4	19	Cory Wong	Mission, BC	Honda Civic Si	Red/White	15	9	SCCBC	CACC		1:21.785
5	26	Shaun Roberts	Kelowna, BC	Honda Civic Si	Red	15	10	SCCBC	CACC		1:21.778
6	90	Keith Robinson	Abbotsford, BC	Honda Civic Si	Black & Red	15	11	SCCBC	CACC	K&G Auto Recyclers	1:23.197
7	7	John Gillespie	Tsawwassen, BC	Honda CRX	White	15	12	SCCBC	CACC	Barfix, TBS Electrical Contractor	1:22.696
8	34	Richard Jacyna	Penticton, BC	Mazda Miata	Red/silver	14	13	SCCBC	CACC	Cut Technologies, Jafa Industries, Rye's Racing	1:24.638
9	60	Norm Shaw	Burnaby, BC	Mazda Miata	Green	14	14	SCCBC	CACC		1:26.091
10	62	Gayle Baird	Ladner	Honda Civic	Blue	14	15	SCCBC	CACC		1:27.964
DNF	07	Jordan Isaak	Abbotsford, BC	Acura Integra GS-R	Black	14	DNF	SCCBC	CACC	A&L Auto Sales, Curtis Custom Wheels	1:21.810
DNS	31	Rob Gilchrist	Port Coquitlam, BC	Toyota MR2	Red/White	0	DNS	SCCBC	CACC	Lift Buddy Canada	---
DNS	32	John Gillespie	Tsawwassen, BC	Honda CRX	White	0	DNS	SCCBC	CACC	Barfix, TBS Electrical Contractor	---

**TOTAL IN GROUP= 23**

COMMENTS: **Closed Wheel 2 Race #1 Saturday**




*[Handwritten Signature]*

STEWARD: \_\_\_\_\_

April 18, 2009 6:13:39 PM

TIMING & SCORING: \_\_\_\_\_



(702) Harry Watson

1	1:50.981	+34.664
2	1:21.061	+4.744
3	1:17.273	+0.956
4	1:16.802	+0.485
5	1:16.317	-
6	1:17.344	+1.027
7	1:16.503	+0.186
8	1:22.592	+6.275
9	1:17.781	+1.464
10	1:16.875	+0.558

(36) Terry Ward

1	1:44.881	+28.365
2	1:20.972	+4.456
3	1:19.793	+3.277
4	1:20.009	+3.493
5	1:17.725	+1.209
6	1:18.519	+2.003
7	1:16.516	-
8	1:20.925	+4.409
9	1:20.901	+4.385

(122) Steve Paquette

1	1:41.742	+24.434
2	1:27.849	+10.541
3	1:23.786	+6.478
4	1:20.106	+2.798
5	1:19.206	+1.898
6	1:17.308	-
7	1:18.008	+0.700
p8	3:02.167	+1:44.859

(66) Richard Eagan

p1	3:29.729	+2:12.068
2	1:43.787	+26.126
3	1:23.484	+5.823
4	1:19.771	+2.110
5	1:17.661	-
6	1:20.286	+2.625
7	1:18.244	+0.583

(131) Martin Berryman

1	1:32.622	+13.104
2	1:20.290	+0.772
3	1:19.518	-
4	1:19.689	+0.171
5	1:22.701	+3.183
6	1:20.936	+1.418
7	1:20.152	+0.634

(94) Ty Chamberlain

1	1:47.186	+26.931
2	1:28.528	+8.273
3	1:25.279	+5.024
4	1:23.822	+3.567
5	1:22.481	+2.226
6	1:25.787	+5.532
7	1:21.778	+1.523
8	1:20.255	-
9	1:21.872	+1.617

(07) Jordan Isaak

1	1:47.657	+26.181
2	1:29.522	+8.046
3	1:22.461	+0.985
4	1:21.476	-
p5	3:36.815	+2:15.339
6	1:30.079	+8.603
7	1:22.197	+0.721

(708) Victor Harvey

1	1:41.550	+19.659
2	1:25.351	+3.460
3	1:21.891	-

(33) Burton Reynolds

1	1:49.283	+27.081
2	1:26.337	+4.135
3	1:23.394	+1.192
4	1:22.350	+0.148
5	1:22.202	-
6	1:25.291	+3.089
7	1:24.493	+2.291
8	1:22.545	+0.343
9	1:22.326	+0.124

(7) John Gillespie

1	1:48.739	+24.721
2	1:30.536	+6.518
3	1:27.798	+3.780
4	1:27.808	+3.790
5	1:25.438	+1.420
6	1:24.053	+0.035
7	1:25.184	+1.166
8	1:24.437	+0.419
9	1:24.018	-

(31) Rob Gilchrist

1	1:43.720	+19.274
2	1:30.164	+5.718
3	1:26.245	+1.799
4	1:24.446	-
5	1:24.686	+0.240
6	1:24.450	+0.004

(34) Richard Jacyna

1	1:48.548	+21.640
2	1:34.916	+8.008
3	1:30.382	+3.474
4	1:28.323	+1.415
5	1:27.193	+0.285
6	1:27.239	+0.331
7	1:29.330	+2.422
8	1:26.908	-

(60) Norm Shaw

1	1:41.496	+14.197
2	1:30.088	+2.789
3	1:30.111	+2.812
4	1:29.132	+1.833
5	1:28.701	+1.402
6	1:27.662	+0.363

7	1:27.367	+0.068
8	1:27.899	+0.600
9	1:27.299	-

(19) Cory Wong

1	1:43.451	+15.489
2	1:35.385	+7.423
3	1:27.962	-

(26) Shaun Roberts

1	1:44.651	+15.799
2	1:28.852	-

(62) Gayle Baird

1	1:51.849	+22.529
2	1:36.925	+7.605
3	1:32.647	+3.327
4	1:31.477	+2.157
5	1:33.225	+3.905
6	1:30.616	+1.296
7	1:31.106	+1.786
8	1:29.320	-



Qualify

<b>(122) Steve Paquette</b>			7	1:19.403	+0.585	8	1:23.540	+0.915
1	1:37.843	+26.529	8	1:19.212	+0.394	9	1:23.205	+0.580
2	1:17.221	+5.907	9	1:18.955	+0.137	10	1:23.507	+0.882
3	1:11.924	+0.610	10	1:21.280	+2.462	11	1:23.007	+0.382
4	1:18.374	+7.060	11	1:19.240	+0.422	12	1:22.929	+0.304
5	1:11.314	-	12	1:19.139	+0.321	13	1:22.625	-
<b>(36) Terry Ward</b>			13	1:19.067	+0.249	<b>(31) Rob Gilchrist</b>		
1	1:34.583	+23.163	14	1:24.454	+5.636	1	1:34.092	+10.712
2	1:13.594	+2.174	<b>(708) Victor Harvey</b>			2	1:24.626	+1.246
3	1:11.420	-	1	1:35.043	+15.794	3	1:23.473	+0.093
4	1:12.024	+0.604	2	1:23.939	+4.690	4	1:24.229	+0.849
5	1:20.875	+9.455	3	1:21.810	+2.561	5	1:24.044	+0.664
<b>(08) Carlos Tesler-Mabe</b>			4	1:19.341	+0.092	6	1:25.388	+2.008
1	1:36.061	+18.320	p5	2:24.026	+1:04.777	7	1:23.981	+0.601
2	1:18.059	+0.318	6	1:31.570	+12.321	8	1:23.891	+0.511
3	1:18.762	+1.021	7	1:19.953	+0.704	9	1:24.072	+0.692
4	1:27.065	+9.324	8	1:19.249	-	10	1:23.833	+0.453
5	1:17.741	-	9	1:20.224	+0.975	11	1:23.921	+0.541
6	1:17.920	+0.179	<b>(33) Burton Reynolds</b>			12	1:23.869	+0.489
<b>(94) Ty Chamberlain</b>			1	1:37.789	+18.213	13	1:23.380	-
1	1:34.697	+16.923	2	1:20.710	+1.134	<b>(34) Richard Jacyna</b>		
2	1:23.261	+5.487	3	1:19.608	+0.032	1	1:35.271	+10.499
3	1:20.001	+2.227	4	1:20.388	+0.812	2	1:27.296	+2.524
4	1:20.019	+2.245	5	1:19.828	+0.252	3	1:25.282	+0.510
5	1:17.774	-	6	1:19.576	-	4	1:28.026	+3.254
6	1:18.406	+0.632	7	1:19.676	+0.100	5	1:27.154	+2.382
7	1:20.107	+2.333	8	1:19.778	+0.202	6	1:25.762	+0.990
8	1:18.690	+0.916	9	1:20.431	+0.855	7	1:25.866	+1.094
9	1:19.555	+1.781	10	1:20.182	+0.606	8	1:29.598	+4.826
10	1:18.034	+0.260	<b>(19) Cory Wong</b>			9	1:25.079	+0.307
<b>(99) Rocky Elli</b>			1	1:42.322	+21.201	10	1:24.772	-
1	1:30.399	+12.249	2	1:27.133	+6.012	11	1:25.840	+1.068
2	1:20.231	+2.081	3	1:21.121	-	12	1:26.394	+1.622
3	1:18.330	+0.180	4	1:23.906	+2.785	13	1:29.298	+4.526
4	1:18.221	+0.071	5	1:22.262	+1.141	<b>(60) Norm Shaw</b>		
5	1:18.479	+0.329	6	1:38.388	+17.267	1	1:35.648	+9.883
6	1:18.197	+0.047	7	1:21.820	+0.699	2	1:26.676	+0.911
7	1:18.901	+0.751	<b>(26) Shaun Roberts</b>			3	1:26.103	+0.338
8	1:18.357	+0.207	1	1:38.358	+15.941	4	1:25.765	-
9	1:30.025	+11.875	2	1:25.430	+3.013	5	1:26.630	+0.865
10	1:18.150	-	3	1:23.451	+1.034	6	1:28.564	+2.799
<b>(12) WC Storms</b>			4	1:23.485	+1.068	7	1:28.376	+2.611
1	1:39.692	+21.213	5	1:24.672	+2.255	8	1:29.327	+3.562
2	1:19.854	+1.375	6	1:24.352	+1.935	9	1:28.252	+2.487
3	1:19.117	+0.638	p7	4:14.310	+2:51.893	<b>(62) Gayle Baird</b>		
4	1:19.096	+0.617	8	1:34.168	+11.751	1	1:42.032	+13.381
5	1:18.479	-	9	1:22.710	+0.293	2	1:29.753	+1.102
6	1:18.922	+0.443	10	1:22.879	+0.462	3	1:28.672	+0.021
<b>(131) Martin Berryman</b>			11	1:22.417	-	4	1:28.752	+0.101
1	1:34.657	+15.839	<b>(7) John Gillespie</b>			5	1:29.122	+0.471
2	1:22.436	+3.618	1	1:39.416	+16.791	6	1:29.155	+0.504
3	1:19.183	+0.365	2	1:24.386	+1.761	7	1:29.099	+0.448
4	1:18.968	+0.150	3	1:22.706	+0.081	8	1:28.651	-
5	1:18.818	-	4	1:23.202	+0.577	9	1:28.927	+0.276
6	1:18.883	+0.065	5	1:23.466	+0.841			
			6	1:24.262	+1.637			
			7	1:24.029	+1.404			




**DASH FOR CASH  
SCCBC**

**Sanction # CACC  
Track Length: 2.12 Km.**

**MISSION RACEWAY PARK  
OFFICIAL QUALIFYING RESULTS**

**April 18-19, 2009**

**CW2**

POS	CAR	DRIVER	TOWN	MAKE	COLOUR	CLASS	CLUB	LICENS	SPONSOR	2nd Best Tim	Best Time
1	122	Steve Paquette	North Vancouver,	Porsche 911 Tw	Red	GTO	SCCBC	CACC	Bullet Racing MB Euromotors	1:11.924	1:11.314
2	36	Terry Ward	Port Coquitlam, B	Pontiac Grand	White/Red	GTO	SCCBC	ICSCC	Scardillo Cheese, Kirmac Collision	1:12.024	1:11.420
3	08	Carlos Tesler-Mabe	Vancouver,BC	Acura Integra R	White/Yellow	GTM	SCCBC	CACC		1:17.920	1:17.741
4	94	Ty Chamberlain	Calgary,AB	Chev Corvette	White	GTO	SCCBC	CACC	HRE, Davenport Motorsports, Texas Seismic Rentals	1:18.034	1:17.774
5	99	Rocky Elli	Vancouver, BC	BMW 330	White	GTM	SCCBC	SCCA	The BMW Store	1:18.197	1:18.150
6	12	WC Storms	Maple Ridge,BC	Honda CRX-Si	Blue	IP3	SCCBC	CACC	WCS Motorsports	1:18.922	1:18.479
7	131	Martin Berryman	Coquitlam,BC	Honda CRX Si	White	IP3	SCCBC	CACC	Wanes Custom Woodwork Inc	1:18.883	1:18.818
8	708	Victor Harvey	Abbotsford,BC	Merkur XR4Ti	Silver	GTM	SCCBC	CACC	West Rockies Service	1:19.341	1:19.249
9	33	Burton Reynolds	Mission, BC	Honda CRX Si	Blue	IP3	SCCBC	CACC	2nd Gen Racing, KMS Tools	1:19.608	1:19.576
10	19	Cory Wong	Mission,BC	Honda Civic Si	Red/White	IP3	SCCBC	CACC		1:21.820	1:21.121
11	26	Shaun Roberts	Kelowna,BC	Honda Civic Si	Red	IP3	SCCBC	CACC		1:22.710	1:22.417
12	7	John Gillespie	Tsawwassen,BC	Honda CRX	White	IP3	SCCBC	CACC	Barfix, TBS Electrical Contractor	1:22.706	1:22.625
13	31	Rob Gilchrist	Port Coquitlam,B	Toyota MR2	Red/White	IP3	SCCBC	CACC	Lift Buddy Canada	1:23.473	1:23.380
14	34	Richard Jacyna	Penticton,BC	Mazda Miata	Red/silver	IP3	SCCBC	CACC	Cut Technologies, Jafa Industries, Rye's Racing	1:25.079	1:24.772
15	60	Norm Shaw	Burnaby, BC	Mazda Miata	Green	IP3	SCCBC	CACC		1:26.103	1:25.765
16	62	Gayle Baird	Ladner	Honda Civic	Blue	IP3	SCCBC	CACC		1:28.672	1:28.651
17	5	Ryan O'Connor	Vancouver,BC	BMW 25is	Blue	GTM	SCCBC	CACC	Woodhouse & Associates	---	---
18	702	Harry Watson	Coquitlam,BC	Mazda Miata	Red	GTM	SCCBC	CACC	Metro Testing & Specialty Engineering	---	---
19	28	Bryan Holyk	Coquitlam,BC	Chev Corvette	Red	GTO	SCCBC	CACC	Bishop Sales	---	---
20	66	Richard Eagan	Vancouver,BC	Pont G.P.	Blue	GTO	SCCBC	CACC	P.P.I Camera Corp/21 Century Aliment/ Petersen Traile	---	---
21	07	Jordan Isaak	Abbotsford,BC	Acura Integra	Black	IP3	SCCBC	CACC	A&L Auto Sales, Curtis Custom Wheels	---	---
22	32	John Gillespie	Tsawwassen,BC	Honda CRX	White	IP3	SCCBC	CACC	Barfix, TBS Electrical Contractor	---	---
23	90	Keith Robinson	Abbotsford,BC	Honda Civic Si	Black & Red	IP3	SCCBC	CACC	K&G Auto Recyclers	---	---

COMMENTS: **Closed Wheel 2 Race #2 Qualifying Sunday**



STEWARD: \_\_\_\_\_

19/04/2009 12:09:48 PM

TIMING & SCORING: \_\_\_\_\_

*[Handwritten signature]*


Closed Wheel 2

CW2 Race 2

Race

Mission Raceway Park 2.120 Km

19/04/2009 02:55 PM



<b>(36) Terry Ward</b>			4	1:18.821	+0.112	9	1:23.199	+1.079	8	1:19.261	+0.423
p1	15:03.101	+13:49.764	5	1:18.734	+0.025	10	1:23.277	+1.157	9	1:18.910	+0.072
2	2:23.654	+1:10.317	6	1:19.104	+0.395	11	1:22.752	+0.632	10	1:19.293	+0.455
3	1:17.358	+4.021	7	1:18.709	-	12	1:22.747	+0.627	<b>(60) Norm Shaw</b>		
4	1:17.175	+3.838	8	1:18.844	+0.135	13	1:22.438	+0.318	p1	15:22.478	+13:57.423
5	1:17.480	+4.143	9	1:19.547	+0.838	14	1:22.725	+0.605	2	2:17.415	+52.360
6	1:17.686	+4.349	10	1:18.831	+0.122	15	1:23.335	+1.215	3	1:26.178	+1.123
7	1:14.867	+1.530	11	1:19.391	+0.682	16	1:22.806	+0.686	4	1:27.281	+2.226
8	1:17.729	+4.392	12	1:19.586	+0.877	<b>(26) Shaun Roberts</b>			5	1:27.087	+2.032
9	1:16.649	+3.312	13	1:19.431	+0.722	p1	15:18.419	+13:56.192	6	1:26.111	+1.056
10	1:16.231	+2.894	14	1:19.993	+1.284	2	2:17.913	+55.686	7	1:26.056	+1.001
11	1:17.812	+4.475	15	1:20.503	+1.794	3	1:23.237	+1.010	8	1:26.487	+1.432
12	1:18.086	+4.749	16	1:23.315	+4.606	4	1:23.529	+1.302	9	1:27.027	+1.972
13	1:16.980	+3.643	17	1:25.580	+6.871	5	1:23.970	+1.743	10	1:25.948	+0.893
14	1:13.337	-	<b>(708) Victor Harvey</b>			6	1:23.498	+1.271	11	1:26.363	+1.308
15	1:15.607	+2.270	p1	15:13.476	+13:54.468	7	1:23.187	+0.960	12	1:25.938	+0.883
16	1:16.745	+3.408	2	2:20.304	+1:01.296	8	1:22.805	+0.578	13	1:25.055	-
17	1:20.629	+7.292	3	1:22.568	+3.560	9	1:22.634	+0.407	14	1:28.776	+3.721
<b>(94) Ty Chamberlain</b>			4	1:20.321	+1.313	10	1:22.372	+0.145	15	1:25.828	+0.773
p1	15:07.665	+13:52.610	5	1:20.463	+1.455	11	1:22.227	-	16	1:25.974	+0.919
2	2:22.294	+1:07.239	6	1:19.758	+0.750	12	1:22.598	+0.371	<b>(34) Richard Jacyna</b>		
3	1:17.254	+2.199	7	1:19.857	+0.849	13	1:24.600	+2.373	p1	15:21.904	+13:57.372
4	1:18.327	+3.272	8	1:19.717	+0.709	14	1:22.928	+0.701	2	2:17.491	+52.959
5	1:18.484	+3.429	9	1:19.606	+0.598	15	1:22.889	+0.662	3	1:26.247	+1.715
6	1:15.657	+0.602	10	1:19.008	-	16	1:25.226	+2.999	4	1:26.713	+2.181
7	1:15.815	+0.760	11	1:20.181	+1.173	<b>(7) John Gillespie</b>			5	1:26.373	+1.841
8	1:16.133	+1.078	12	1:19.607	+0.599	p1	15:18.923	+13:56.210	6	1:24.532	-
9	1:15.981	+0.926	13	1:19.509	+0.501	2	2:18.127	+55.414	7	1:25.823	+1.291
10	1:17.659	+2.604	14	1:19.595	+0.587	3	1:23.690	+0.977	8	1:27.005	+2.473
11	1:15.112	+0.057	15	1:20.862	+1.854	4	1:23.622	+0.909	9	1:27.950	+3.418
12	1:16.854	+1.799	16	1:21.035	+2.027	5	1:23.205	+0.492	10	1:28.577	+4.045
13	1:17.679	+2.624	17	1:21.205	+2.197	6	1:23.525	+0.812	11	1:27.831	+3.299
14	1:17.640	+2.585	<b>(33) Burton Reynolds</b>			7	1:24.306	+1.593	12	1:25.224	+0.692
15	1:15.510	+0.455	p1	15:15.837	+13:56.513	8	1:23.053	+0.340	13	1:24.785	+0.253
16	1:15.055	-	2	2:18.619	+59.295	9	1:22.713	-	14	1:26.648	+2.116
17	1:17.530	+2.475	3	1:22.341	+3.017	10	1:23.235	+0.522	15	1:27.097	+2.565
<b>(08) Carlos Tesler-Mabe</b>			4	1:20.509	+1.185	11	1:23.325	+0.612	16	1:26.870	+2.338
p1	15:05.969	+13:47.548	5	1:20.427	+1.103	12	1:22.774	+0.061	<b>(62) Gayle Baird</b>		
2	2:21.819	+1:03.398	6	1:19.964	+0.640	13	1:23.513	+0.800	p1	15:24.029	+13:55.459
3	1:18.844	+0.423	7	1:19.672	+0.348	14	1:24.029	+1.316	2	2:17.486	+48.916
4	1:18.908	+0.487	8	1:19.747	+0.423	15	1:23.492	+0.779	3	1:29.086	+0.516
5	1:18.694	+0.273	9	1:19.601	+0.277	16	1:23.778	+1.065	4	1:28.592	+0.022
6	1:19.056	+0.635	10	1:19.324	-	<b>(90) Keith Robinson</b>			5	1:30.663	+2.093
7	1:19.261	+0.840	11	1:20.400	+1.076	p1	15:34.309	+14:11.191	6	1:28.776	+0.206
8	1:18.911	+0.490	12	1:19.946	+0.622	2	2:07.276	+44.158	7	1:29.599	+1.029
9	1:19.511	+1.090	13	1:20.129	+0.805	3	1:25.111	+1.993	8	1:29.872	+1.302
10	1:18.623	+0.202	14	1:20.054	+0.730	4	1:25.830	+2.712	9	1:30.065	+1.495
11	1:18.581	+0.160	15	1:22.549	+3.225	5	1:24.870	+1.752	10	1:30.454	+1.884
12	1:18.421	-	16	1:20.285	+0.961	6	1:23.118	-	11	1:28.570	-
13	1:18.916	+0.495	17	1:20.329	+1.005	7	1:24.097	+0.979	12	1:28.658	+0.088
14	1:18.723	+0.302	<b>(19) Cory Wong</b>			8	1:23.669	+0.551	13	1:29.803	+1.233
15	1:19.168	+0.747	p1	15:16.857	+13:54.737	9	1:23.507	+0.389	14	1:29.434	+0.864
16	1:18.794	+0.373	2	2:18.997	+56.877	10	1:23.562	+0.444	15	1:28.757	+0.187
17	1:20.145	+1.724	3	1:22.159	+0.039	11	1:23.772	+0.654	<b>(99) Rocky Elli</b>		
<b>(12) WC Storms</b>			4	1:22.290	+0.170	12	1:24.491	+1.373	p1	15:08.955	+13:50.117
p1	15:10.391	+13:51.682	5	1:23.068	+0.948	13	1:23.819	+0.701	2	2:20.969	+1:02.131
2	2:20.252	+1:01.543	6	1:22.120	-	14	1:23.738	+0.620	3	1:19.048	+0.210
3	1:19.291	+0.582	7	1:22.496	+0.376	15	1:35.517	+12.399	4	1:18.838	-
			8	1:23.860	+1.740	16	1:40.834	+17.716	5	1:19.018	+0.180
									6	1:18.976	+0.138
									7	1:18.900	+0.062

Chief of Timing & Scoring  
Race Director



**DASH FOR CASH  
SCCBC  
MISSION RACEWAY PARK  
OFFICIAL RACE RESULTS**

**Sanction # CACC  
Track Length: 2.12 Km.**

**CW2**

**April 18-19, 2009**

POS	CAR	DRIVER	TOWN	MAKE	COLOUR	LAPS	O/A	CLUB	LICENSE	SPONSOR	FASTLAP
<b>GTM</b>											
1	08	Carlos Tesler-Mabe	Vancouver,BC	Acura Integra R	White/Yellow	17	3	SCCBC	CACC		1:18.421
2	708	Victor Harvey	Abbotsford,BC	Merkur XR4Ti	Silver	17	5	SCCBC	CACC	West Rockies Service	1:19.008
DNF	99	Rocky Elji	Vancouver, BC	BMW 330	White	10	DNF	SCCBC	SCCA	The BMW Store	1:18.838
DNS	5	Ryan O'Connor	Vancouver,BC	BMW 25is	Blue	0	DNS	SCCBC	CACC	Woodhouse & Associates	---
DNS	702	Harry Watson	Coquitlam,BC	Mazda Miata	Red	0	DNS	SCCBC	CACC	Metro Testing & Specialty Engineering	---
<b>GTO</b>											
1	36	Terry Ward	Port Coquitlam, BC	Pontiac Grand Prix	White/Red	17	1	SCCBC	ICSC	Scardillo Cheese, Kirmac Collision	1:13.337
2	94	Ty Chamberlain	Calgary,AB	Chev Corvette	White	17	2	SCCBC	CACC	HRE, Davenport Motorsports, Texas Seismic Rentals	1:15.055
DNF	122	Steve Paquette	North Vancouver,BC	Porsche 911 Twin T	Red	0	DNF	SCCBC	CACC	Bullet Racing MB Euromotors	---
DNS	28	Bryan Holyk	Coquitlam,BC	Chev Corvette Z06	Red	0	DNS	SCCBC	CACC	Bishop Sales	---
DNS	66	Richard Eagan	Vancouver,BC	Pont G.P.	Blue	0	DNS	SCCBC	CACC	P.P.I Camera Corp/21 Century Aliment/ Petersen Trail	---
<b>IP3</b>											
1	12	WC Storms	Maple Ridge,BC	Honda CRX-Si	Blue	17	4	SCCBC	CACC	WCS Motorsports	1:18.709
2	33	Burton Reynolds	Mission, BC	Honda CRX Si	Blue	17	6	SCCBC	CACC	2nd Gen Racing, KMS Tools	1:19.324
3	19	Cory Wong	Mission,BC	Honda Civic Si	Red/White	16	7	SCCBC	CACC		1:22.120
4	26	Shaun Roberts	Kelowna,BC	Honda Civic Si	Red	16	8	SCCBC	CACC		1:22.227
5	7	John Gillespie	Tsawwassen,BC	Honda CRX	White	16	9	SCCBC	CACC	Barfix, TBS Electrical Contractor	1:22.713
6	90	Keith Robinson	Abbotsford,BC	Honda Civic Si	Black & Red	16	10	SCCBC	CACC	K&G Auto Recyclers	1:23.118
7	60	Norm Shaw	Burnaby, BC	Mazda Miata	Green	16	11	SCCBC	CACC		1:25.055
8	34	Richard Jacyna	Penticton,BC	Mazda Miata	Red/silver	16	12	SCCBC	CACC	Cut Technologies, JAFA Industries, Rye's Racing	1:24.532
9	62	Gayle Baird	Ladner	Honda Civic	Blue	15	13	SCCBC	CACC		1:28.570
DNF	31	Rob Gilchrist	Port Coquitlam,BC	Toyota MR2	Red/White	9	DNF	SCCBC	CACC	Lift Buddy Canada	1:23.325
DNF	131	Martin Berryman	Coquitlam,BC	Honda CRX Si	White	4	DNF	SCCBC	CACC	Wanes Custom Woodwork Inc	1:19.902
DNS	07	Jordan Isaak	Abbotsford,BC	Acura Integra GS-R	Black	0	DNS	SCCBC	CACC	A&L Auto Sales, Curtis Custom Wheels	---
DNS	32	John Gillespie	Tsawwassen,BC	Honda CRX	White	0	DNS	SCCBC	CACC	Barfix, TBS Electrical Contractor	---

**TOTAL IN GROUP= 23**

COMMENTS: **Closed Wheel 2 Race 2 - Sunday**



*[Handwritten Signature]*

STEWARD: \_\_\_\_\_

April 19, 2009 3:46:42 PM

TIMING & SCORING: \_\_\_\_\_