


Closed Wheel 1

CW1 Practice 1

Practice

Mission Raceway Park 2.120 Km

30/05/2009 09:00 AM



Lap	Lap Tm	Diff	Time of Day
<b>(9) Mark Voith</b>			
1	1:37.208	+23.036	9:16:20.703
2	1:24.486	+10.314	9:17:45.189
3	1:23.772	+9.600	9:19:08.961
4	1:17.855	+3.683	9:20:26.816
5	1:14.737	+0.565	9:21:41.553
6	1:14.175	+0.003	9:22:55.728
7	1:17.467	+3.295	9:24:13.195
8	1:16.811	+2.639	9:25:30.006
9	1:14.172	-	9:26:44.178

Lap	Lap Tm	Diff	Time of Day
<b>(782) Doug Yip</b>			
1	1:41.600	+27.122	9:16:17.639
2	1:26.340	+11.862	9:17:43.979
3	1:24.012	+9.534	9:19:07.991
4	1:15.912	+1.434	9:20:23.903
5	1:15.225	+0.747	9:21:39.128
6	1:14.592	+0.114	9:22:53.720
7	1:19.137	+4.659	9:24:12.857
8	1:15.267	+0.789	9:25:28.124
9	1:14.478	-	9:26:42.602
10	1:15.110	+0.632	9:27:57.712

Lap	Lap Tm	Diff	Time of Day
<b>(42) Lyle Paulson</b>			
1	1:38.581	+24.085	9:16:20.030
2	1:24.741	+10.245	9:17:44.771
3	1:18.090	+3.594	9:19:02.861
4	1:15.841	+1.345	9:20:18.702
5	1:14.983	+0.487	9:21:33.685
6	1:15.697	+1.201	9:22:49.382
7	1:16.253	+1.757	9:24:05.635
8	1:15.429	+0.933	9:25:21.064
9	1:14.496	-	9:26:35.560

Lap	Lap Tm	Diff	Time of Day
<b>(94)</b>			
1	1:40.866	+25.280	9:15:46.379
2	1:27.207	+11.621	9:17:13.586
3	1:21.894	+6.308	9:18:35.480
4	1:17.656	+2.070	9:19:53.136
5	1:16.613	+1.027	9:21:09.749
6	1:15.586	-	9:22:25.335

Lap	Lap Tm	Diff	Time of Day
<b>(702) Tracey Pearson</b>			
1	1:48.722	+33.012	9:16:05.726
2	1:28.964	+13.254	9:17:34.690
3	1:20.146	+4.436	9:18:54.836
p4	3:29.217	+2:13.507	9:22:24.053
5	1:29.665	+13.955	9:23:53.718
6	1:16.083	+0.373	9:25:09.801
7	1:16.722	+1.012	9:26:26.523
8	1:15.710	-	9:27:42.233

Lap	Lap Tm	Diff	Time of Day
<b>(14) Gary Mathies</b>			
1	1:41.070	+24.016	9:16:19.481
2	1:24.921	+7.867	9:17:44.402
3	1:24.018	+6.964	9:19:08.420
4	1:17.054	-	9:20:25.474

Lap	Lap Tm	Diff	Time of Day
<b>(59) Lorenzo Constantino</b>			
1	1:42.672	+25.357	9:16:11.694

Lap	Lap Tm	Diff	Time of Day
2	1:24.003	+6.688	9:17:35.697
3	1:19.861	+2.546	9:18:55.558
4	1:20.333	+3.018	9:20:15.891
5	1:17.358	+0.043	9:21:33.249
6	1:18.810	+1.495	9:22:52.059
7	1:19.371	+2.056	9:24:11.430
8	1:20.157	+2.842	9:25:31.587
9	1:17.600	+0.285	9:26:49.187
10	1:17.315	-	9:28:06.502

Lap	Lap Tm	Diff	Time of Day
<b>(7)</b>			
1	1:40.134	+21.862	9:18:22.643
2	1:24.134	+5.862	9:19:46.777
3	1:21.261	+2.989	9:21:08.038
4	1:20.952	+2.680	9:22:28.990
5	1:19.284	+1.012	9:23:48.274
6	1:19.053	+0.781	9:25:07.327
7	1:18.272	-	9:26:25.599
8	1:19.450	+1.178	9:27:45.049

Lap	Lap Tm	Diff	Time of Day
<b>(04)</b>			
1	1:44.056	+25.171	9:16:31.035
2	1:26.480	+7.595	9:17:57.515
3	1:21.924	+3.039	9:19:19.439
4	1:19.800	+0.915	9:20:39.239
5	1:20.069	+1.184	9:21:59.308
6	1:20.135	+1.250	9:23:19.443
7	1:21.510	+2.625	9:24:40.953
8	1:18.885	-	9:25:59.838
9	1:22.500	+3.615	9:27:22.338
10	1:20.503	+1.618	9:28:42.841

Lap	Lap Tm	Diff	Time of Day
<b>(72) David Stenner</b>			
1	1:39.226	+19.652	9:15:52.923
2	1:22.159	+2.585	9:17:15.082
3	1:21.592	+2.018	9:18:36.674
4	1:21.779	+2.205	9:19:58.453
5	1:19.574	-	9:21:18.027
6	1:20.081	+0.507	9:22:38.108
7	1:21.539	+1.965	9:23:59.647
8	1:21.049	+1.475	9:25:20.696
9	1:20.536	+0.962	9:26:41.232
10	1:19.992	+0.418	9:28:01.224

Lap	Lap Tm	Diff	Time of Day
<b>(29) Jason Ratzlaff</b>			
1	1:37.091	+17.359	9:20:07.501
2	1:19.732	-	9:21:27.233
3	1:21.511	+1.779	9:22:48.744
4	1:21.034	+1.302	9:24:09.778

Lap	Lap Tm	Diff	Time of Day
<b>(107)</b>			
1	1:47.025	+26.743	9:16:06.214
2	1:28.782	+8.500	9:17:34.996
3	1:23.422	+3.140	9:18:58.418
4	1:22.704	+2.422	9:20:21.122
5	1:21.076	+0.794	9:21:42.198
6	1:20.435	+0.153	9:23:02.633
7	1:22.590	+2.308	9:24:25.223
8	1:21.260	+0.978	9:25:46.483
9	1:20.282	-	9:27:06.765

Lap	Lap Tm	Diff	Time of Day
<b>(66) Richard Eagan</b>			
1	1:55.396	+35.059	9:16:04.286
2	1:43.518	+23.181	9:17:47.804
3	1:22.841	+2.504	9:19:10.645
4	1:20.337	-	9:20:30.982

Lap	Lap Tm	Diff	Time of Day
<b>(118)</b>			
1	1:42.873	+22.428	9:15:43.557
2	1:25.507	+5.062	9:17:09.064
3	1:26.571	+6.126	9:18:35.635
4	1:22.107	+1.662	9:19:57.742
5	1:23.325	+2.880	9:21:21.067
6	1:20.679	+0.234	9:22:41.746
7	1:38.434	+17.989	9:24:20.180
8	1:25.178	+4.733	9:25:45.358
9	1:20.445	-	9:27:05.803
10	1:20.483	+0.038	9:28:26.286

Lap	Lap Tm	Diff	Time of Day
<b>(81) Dennis Repel</b>			
1	1:46.182	+25.260	9:16:07.071
2	1:25.522	+4.600	9:17:32.593
3	1:21.974	+1.052	9:18:54.567
4	1:20.922	-	9:20:15.489


Lap	Lap Tm	Diff	Time of Day
<b>(83) Chris Doodson</b>			
1	1:44.250	+22.341	9:16:17.459
2	1:31.329	+9.420	9:17:48.788
3	1:25.512	+3.603	9:19:14.300
4	1:22.741	+0.832	9:20:37.041
5	1:23.781	+1.872	9:22:00.822
6	1:22.486	+0.577	9:23:23.308
7	1:22.403	+0.494	9:24:45.711
8	1:21.909	-	9:26:07.620
9	1:26.579	+4.670	9:27:34.199

Lap	Lap Tm	Diff	Time of Day
<b>(5) Ryan O'Connor</b>			
1	1:44.678	+22.713	9:16:11.729
2	1:30.257	+8.292	9:17:41.986
3	1:24.529	+2.564	9:19:06.515
4	1:26.266	+4.301	9:20:32.781
5	1:23.448	+1.483	9:21:56.229
6	1:22.497	+0.532	9:23:18.726
7	1:21.965	-	9:24:40.691
8	1:31.732	+9.767	9:26:12.423
9	1:22.154	+0.189	9:27:34.577

Lap	Lap Tm	Diff	Time of Day
<b>(33) Adam Ingram</b>			
1	1:47.260	+25.193	9:16:09.507
2	1:30.175	+8.108	9:17:39.682
3	1:39.991	+17.924	9:19:19.673
4	1:24.049	+1.982	9:20:43.722
5	1:22.900	+0.833	9:22:06.622
6	1:22.067	-	9:23:28.689
7	1:23.080	+1.013	9:24:51.769
8	1:23.440	+1.373	9:26:15.209

Lap	Lap Tm	Diff	Time of Day
<b>(103) Michael Ainsworth</b>			
1	2:00.610	+37.972	9:17:37.451
2	1:41.499	+18.861	9:19:18.950
3	1:30.411	+7.773	9:20:49.361
4	1:24.301	+1.663	9:22:13.662





Lap	Lap Tm	Diff	Time of Day
5	1:24.293	+1.655	9:23:37.955
6	1:23.552	+0.914	9:25:01.507
7	1:22.638	-	9:26:24.145
8	1:25.201	+2.563	9:27:49.346

(177) Donato DeSandoli

Lap	Lap Tm	Diff	Time of Day
1	1:42.041	+17.390	9:15:45.522
2	1:25.831	+1.180	9:17:11.353
3	1:26.569	+1.918	9:18:37.922
4	1:24.651	-	9:20:02.573
5	1:24.790	+0.139	9:21:27.363
6	1:26.824	+2.173	9:22:54.187
7	1:32.512	+7.861	9:24:26.699
8	1:26.919	+2.268	9:25:53.618
9	1:25.466	+0.815	9:27:19.084
10	1:26.721	+2.070	9:28:45.805

(24) Scott Edwards

Lap	Lap Tm	Diff	Time of Day
1	1:45.333	+20.645	9:16:16.413
2	1:26.682	+1.994	9:17:43.095
3	1:24.688	-	9:19:07.783

Lap	Lap Tm	Diff	Time of Day
-----	--------	------	-------------

Lap	Lap Tm	Diff	Time of Day
-----	--------	------	-------------




Closed Wheel 1

CW1 Race 1 Qualify

Qualify

Mission Raceway Park 2.120 Km

30/05/2009 11:15 AM



Lap	Lap Tm	Diff	Time of Day
<b>(9) Mark Voith</b>			
1	1:23.830	+11.059	11:25:14.039
2	1:15.162	+2.391	11:26:29.201
3	1:15.047	+2.276	11:27:44.248
4	1:14.957	+2.186	11:28:59.205
5	1:13.416	+0.645	11:30:12.621
6	1:13.919	+1.148	11:31:26.540
7	1:12.771	-	11:32:39.311

Lap	Lap Tm	Diff	Time of Day
<b>(782) Doug Yip</b>			
1	1:31.506	+18.691	11:26:51.332
2	1:14.759	+1.944	11:28:06.091
3	1:15.925	+3.110	11:29:22.016
4	1:15.434	+2.619	11:30:37.450
5	1:18.065	+5.250	11:31:55.515
6	1:13.683	+0.868	11:33:09.198
7	1:12.815	-	11:34:22.013
8	1:14.714	+1.899	11:35:36.727
9	1:14.821	+2.006	11:36:51.548

Lap	Lap Tm	Diff	Time of Day
<b>(42) Lyle Paulson</b>			
1	1:20.923	+7.233	11:25:25.853
2	1:13.690	-	11:26:39.543
3	1:16.532	+2.842	11:27:56.075
4	1:14.908	+1.218	11:29:10.983
5	1:14.566	+0.876	11:30:25.549
6	1:15.341	+1.651	11:31:40.890
7	1:15.884	+2.194	11:32:56.774
8	1:15.289	+1.599	11:34:12.063
9	1:15.103	+1.413	11:35:27.166

Lap	Lap Tm	Diff	Time of Day
<b>(74) Peter Weedon</b>			
1	1:38.777	+24.780	11:27:05.962
2	1:20.274	+6.277	11:28:26.236
3	1:19.174	+5.177	11:29:45.410
4	1:16.079	+2.082	11:31:01.489
5	1:15.600	+1.603	11:32:17.089
6	1:15.146	+1.149	11:33:32.235
7	1:14.592	+0.595	11:34:46.827
8	1:15.323	+1.326	11:36:02.150
9	1:16.020	+2.023	11:37:18.170
10	1:13.997	-	11:38:32.167

Lap	Lap Tm	Diff	Time of Day
<b>(702) Tracey Pearson</b>			
p1	2:04.443	+49.598	11:27:50.538
2	1:30.807	+15.962	11:29:21.345
3	1:18.466	+3.621	11:30:39.811
4	1:16.941	+2.096	11:31:56.752
5	1:14.852	+0.007	11:33:11.604
6	1:14.845	-	11:34:26.449
7	1:15.482	+0.637	11:35:41.931

Lap	Lap Tm	Diff	Time of Day
<b>(14) Gary Mathies</b>			
1	1:30.020	+15.026	11:28:09.359
p2	1:59.980	+44.986	11:30:09.339
3	1:23.755	+8.761	11:31:33.094
4	1:14.994	-	11:32:48.088
5	1:15.342	+0.348	11:34:03.430

(94)

Lap	Lap Tm	Diff	Time of Day
1	1:31.456	+15.942	11:26:27.052
2	1:15.888	+0.374	11:27:42.940
3	1:19.145	+3.631	11:29:02.085
4	1:16.091	+0.577	11:30:18.176
5	1:16.222	+0.708	11:31:34.398
6	1:16.810	+1.296	11:32:51.208
7	1:15.514	-	11:34:06.722
8	1:18.929	+3.415	11:35:25.651
9	1:17.234	+1.720	11:36:42.885
10	1:19.526	+4.012	11:38:02.411

Lap	Lap Tm	Diff	Time of Day
<b>(24) Scott Edwards</b>			
1	1:29.928	+14.276	11:25:24.060
2	1:18.230	+2.578	11:26:42.290
3	1:16.800	+1.148	11:27:59.090
4	1:18.576	+2.924	11:29:17.666
5	1:17.201	+1.549	11:30:34.867
6	1:15.652	-	11:31:50.519

Lap	Lap Tm	Diff	Time of Day
<b>(711) Jack Ondrack</b>			
1	1:28.211	+12.083	11:26:53.450
2	1:17.034	+0.906	11:28:10.484
3	1:21.185	+5.057	11:29:31.669
4	1:17.240	+1.112	11:30:48.909
5	1:18.085	+1.957	11:32:06.994
6	1:18.544	+2.416	11:33:25.538
7	1:19.372	+3.244	11:34:44.910
8	1:16.128	-	11:36:01.038
9	1:17.119	+0.991	11:37:18.157
10	1:18.064	+1.936	11:38:36.221

Lap	Lap Tm	Diff	Time of Day
<b>(66) Richard Eagan</b>			
1	1:28.376	+11.811	11:25:34.996
2	1:19.537	+2.972	11:26:54.533
3	1:17.291	+0.726	11:28:11.824
4	1:31.470	+14.905	11:29:43.294
5	1:16.957	+0.392	11:31:00.251
6	1:17.367	+0.802	11:32:17.618
7	1:16.856	+0.291	11:33:34.474
8	1:16.565	-	11:34:51.039
9	1:17.593	+1.028	11:36:08.632
10	1:20.530	+3.965	11:37:29.162

Lap	Lap Tm	Diff	Time of Day
<b>(59) Lorenzo Constantino</b>			
1	1:34.027	+16.801	11:26:50.740
2	1:18.962	+1.736	11:28:09.702
3	1:17.226	-	11:29:26.928
4	1:19.926	+2.700	11:30:46.854
5	1:19.788	+2.562	11:32:06.642
6	1:19.785	+2.559	11:33:26.427
7	1:19.062	+1.836	11:34:45.489
8	1:19.240	+2.014	11:36:04.729
9	1:18.868	+1.642	11:37:23.597
10	1:17.784	+0.558	11:38:41.381

Lap	Lap Tm	Diff	Time of Day
<b>(7)</b>			
1	1:38.069	+20.125	11:27:07.367
2	1:20.643	+2.699	11:28:28.010
3	1:19.566	+1.622	11:29:47.576
4	1:18.626	+0.682	11:31:06.202
5	1:18.179	+0.235	11:32:24.381

Lap	Lap Tm	Diff	Time of Day
6	1:18.112	+0.168	11:33:42.493
7	1:18.450	+0.506	11:35:00.943
8	1:17.944	-	11:36:18.887
9	1:18.877	+0.933	11:37:37.764
10	1:18.893	+0.949	11:38:56.657

Lap	Lap Tm	Diff	Time of Day
<b>(118) Larry Bell</b>			
1	1:33.581	+15.334	11:26:37.641
2	1:19.531	+1.284	11:27:57.172
3	1:18.247	-	11:29:15.419

Lap	Lap Tm	Diff	Time of Day
<b>(29) Jason Ratzlaff</b>			
1	1:28.258	+9.914	11:25:20.875
2	1:18.344	-	11:26:39.219
3	1:18.628	+0.284	11:27:57.847
4	1:23.364	+5.020	11:29:21.211
5	1:22.795	+4.451	11:30:44.006

Lap	Lap Tm	Diff	Time of Day
<b>(46) Garry Bone</b>			
1	1:41.206	+22.296	11:26:34.990
2	1:19.336	+0.426	11:27:54.326
3	1:20.285	+1.375	11:29:14.611
4	1:20.222	+1.312	11:30:34.833
5	1:23.499	+4.589	11:31:58.332
6	1:19.263	+0.353	11:33:17.595
7	1:18.910	-	11:34:36.505
8	1:21.227	+2.317	11:35:57.732
9	1:23.122	+4.212	11:37:20.854
10	1:20.997	+2.087	11:38:41.851

Lap	Lap Tm	Diff	Time of Day
<b>(08) Carlos Tesler-Mabe</b>			
1	1:28.287	+9.242	11:27:41.196
2	1:20.599	+1.554	11:29:01.795
3	1:19.886	+0.841	11:30:21.681
4	1:19.045	-	11:31:40.726
5	1:19.806	+0.761	11:33:00.532
6	1:19.125	+0.080	11:34:19.657
7	1:26.379	+7.334	11:35:46.036

Lap	Lap Tm	Diff	Time of Day
<b>(5) Ryan O'Connor</b>			
1	1:36.449	+17.353	11:25:52.986
2	1:21.274	+2.178	11:27:14.260
3	1:20.390	+1.294	11:28:34.650
4	1:19.451	+0.355	11:29:54.101
5	1:19.408	+0.312	11:31:13.509
6	1:19.096	-	11:32:32.605
7	1:19.274	+0.178	11:33:51.879

Lap	Lap Tm	Diff	Time of Day
<b>(99) Rocky Elli</b>			
1	1:35.850	+16.719	11:26:06.009
2	1:19.136	+0.005	11:27:25.145
3	1:20.442	+1.311	11:28:45.587
4	1:27.071	+7.940	11:30:12.658
5	1:23.905	+4.774	11:31:36.563
6	1:19.329	+0.198	11:32:55.892
7	1:19.131	-	11:34:15.023

Lap	Lap Tm	Diff	Time of Day
<b>(81) Dennis Repel</b>			
1	1:29.050	+9.806	11:25:37.269
2	1:19.244	-	11:26:56.513
3	1:19.390	+0.146	11:28:15.903



Closed Wheel 1

Mission Raceway Park 2.120 Km

CW1 Race 1 Qualify

30/05/2009 11:15 AM

Qualify

Lap	Lap Tm	Diff	Time of Day
4	1:19.496	+0.252	11:29:35.399

(72) David Stenner

1	1:28.641	+9.339	11:25:32.504
2	1:20.212	+0.910	11:26:52.716
3	1:21.642	+2.340	11:28:14.358
4	1:19.302	-	11:29:33.660
5	1:19.742	+0.440	11:30:53.402
6	1:19.997	+0.695	11:32:13.399
7	1:21.303	+2.001	11:33:34.702
8	1:37.493	+18.191	11:35:12.195
9	1:30.791	+11.489	11:36:42.986
10	1:25.497	+6.195	11:38:08.483

(107)

1	1:33.571	+14.213	11:25:51.625
2	1:19.632	+0.274	11:27:11.257
3	1:19.669	+0.311	11:28:30.926
4	1:19.358	-	11:29:50.284
5	1:21.185	+1.827	11:31:11.469
6	1:19.987	+0.629	11:32:31.456
7	1:20.040	+0.682	11:33:51.496
8	1:24.122	+4.764	11:35:15.618
9	1:21.627	+2.269	11:36:37.245
10	1:19.794	+0.436	11:37:57.039

(4) Cindy Stevens

1	1:37.475	+17.808	11:26:15.292
2	1:22.421	+2.754	11:27:37.713
3	1:20.141	+0.474	11:28:57.854
4	1:20.552	+0.885	11:30:18.406
5	1:20.372	+0.705	11:31:38.778
6	1:19.880	+0.213	11:32:58.658
7	1:19.667	-	11:34:18.325
8	1:20.075	+0.408	11:35:38.400
9	1:20.053	+0.386	11:36:58.453
10	1:21.091	+1.424	11:38:19.544

(103) Michael Ainsworth

1	1:36.597	+15.862	11:26:08.266
2	1:20.735	-	11:27:29.001
3	1:20.882	+0.147	11:28:49.883
4	1:21.651	+0.916	11:30:11.534
5	1:23.157	+2.422	11:31:34.691
6	1:22.371	+1.636	11:32:57.062
7	1:21.050	+0.315	11:34:18.112
8	1:23.399	+2.664	11:35:41.511
9	1:22.631	+1.896	11:37:04.142
10	1:21.556	+0.821	11:38:25.698

(83) Chris Doodson

1	1:33.439	+11.975	11:25:53.285
2	1:22.467	+1.003	11:27:15.752
3	1:21.884	+0.420	11:28:37.636
4	1:21.464	-	11:29:59.100

(142) Kevin Engellard

1	1:35.488	+13.967	11:25:57.883
2	1:25.245	+3.724	11:27:23.128
3	1:21.936	+0.415	11:28:45.064
4	1:22.144	+0.623	11:30:07.208

Lap	Lap Tm	Diff	Time of Day
5	1:22.224	+0.703	11:31:29.432
6	1:21.984	+0.463	11:32:51.416
7	1:21.521	-	11:34:12.937
8	1:22.053	+0.532	11:35:34.990
9	1:22.361	+0.840	11:36:57.351
10	1:21.712	+0.191	11:38:19.063

(33) Adam Ingram

1	1:37.732	+14.577	11:26:11.163
2	1:23.829	+0.674	11:27:34.992
3	1:25.176	+2.021	11:29:00.168
4	1:23.800	+0.645	11:30:23.968
5	1:23.155	-	11:31:47.123
6	1:25.146	+1.991	11:33:12.269
7	1:23.260	+0.105	11:34:35.529
8	1:23.714	+0.559	11:35:59.243
9	1:24.515	+1.360	11:37:23.758
10	1:26.172	+3.017	11:38:49.930

(177) Donato DeSandoli

1	1:38.900	+15.433	11:26:14.332
2	1:23.467	-	11:27:37.799
3	1:23.882	+0.415	11:29:01.681
4	1:23.880	+0.413	11:30:25.561
p5	1:50.895	+27.428	11:32:16.456
6	1:34.969	+11.502	11:33:51.425
7	1:27.086	+3.619	11:35:18.511
8	1:23.765	+0.298	11:36:42.276
9	1:32.655	+9.188	11:38:14.931

(60) WC Stoms

1	1:32.597	+8.737	11:26:18.949
2	1:24.838	+0.978	11:27:43.787
3	1:25.837	+1.977	11:29:09.624
4	1:25.413	+1.553	11:30:35.037
5	1:25.291	+1.431	11:32:00.328
6	1:26.350	+2.490	11:33:26.678
7	1:26.269	+2.409	11:34:52.947
8	1:23.860	-	11:36:16.807
9	1:24.540	+0.680	11:37:41.347
10	1:24.562	+0.702	11:39:05.909

(146) Lester Soman

1	1:32.553	+8.539	11:26:16.799
2	1:24.014	-	11:27:40.813
3	1:44.586	+20.572	11:29:25.399

Lap	Lap Tm	Diff	Time of Day
-----	--------	------	-------------



May Madness Weekend  
SCCBC

Sanction # CACC  
Track Length: 2.12 Km.

MISSION RACEWAY PARK  
OFFICIAL QUALIFYING RESULTS

May 30-31,2009

CW1

POS	CAR	DRIVER	TOWN	MAKE	COLOUR	CLASS	CLUB	LICENS	SPONSOR	2nd Best Tim	Best Time
1	9	Mark Voth	Abbotsford, BC	Chevrolet Mont	Black	GT1	SCCBC	CACC	Proformance Racing, Seattle Tool, K&N Filters, Children	1:13.416	1:12.771
2	782	Doug Yip	North Vancouver,	Ford Mustang	Red	GT1	SCCBC	CACC	Engines of Interest	1:13.683	1:12.815
3	42	Lyle Paulson	Vernon, BC	Chevrolet Mont	Black	GT1	SCCBC	SCCA	ProFormance Racing, MetroCan Construction, L&S Holdi	1:14.566	1:13.690
4	74	Peter Weedon	Prince George,BC	Pontiac Firebir	Red	GT1	SCCBC	ICSCC	Kool Coat Ceramic Coatings & Kenwood	1:14.592	1:13.997
5	702	Tracey Pearson	New Westminster	Mazda Miata	Red	GT1	SCCBC	CACC	Metro Testing & Specialty Engineering	1:14.852	1:14.845
6	14	Gary Mathies	Abbotsford, BC	Chevrolet Mont	Blue	GT1	SCCBC	CACC	ProFormance Racing, Seattle Tool, Greenhouse Delight,	1:15.342	1:14.994
7	94	Chris Chamberlain	Calgary,AB	Chevrolet Corv	White	IP1	SCCBC	CACC	Davenport Motorsports, HRE	1:15.888	1:15.514
8	24	Scott Edwards	Abbotsford,BC	Chev Monte Ca	Black and Red	GT1	SCCBC	CACC	ProFormance Racing, Greenhouse Delight, K&N Filters,	1:16.800	1:15.652
9	17	Jack Ondrack	Spruce Grove Alb	Acura Integra	Red	GT2	NASCC	ASV/FI	Boreal Laser	1:17.034	1:16.128
10	66	Richard Eagan	Vancouver,BC	Pont G.P.	Blue	GT1	SCCBC	CACC	P.P.1 Camera Corp/21 Century Aliment/ Petersen Traile	1:16.856	1:16.565
11	59	Lorenzo Constantino	Burnaby, BC	Porsche 944	Red	IP1	SCCBC	CACC		1:17.784	1:17.226
12	7	Bill Okell	Victoria,BC	MG B-Roadster	Red, Silver, Blu	GTU	SCCBC	CACC	Fram Oil Filters, Autolite Spark Plugs, RTR Trailer Mart,	1:18.112	1:17.944
13	118	Larry Bell	Abbotsford,BC	Pontiac Trans A	White Red Blue	GT1	SCCBC	CACC	ReEntry Racing/BCIT/ Apple Auto Glass/OK Tire	1:19.531	1:18.247
14	29	Jason Ratzlaff	Abbotsford,BC	Chev Monte Ca	Yellow and Bla	GT1	SCCBC	CACC	ProFormance Racing, MetroCan Construction, Pennzoil	1:18.628	1:18.344
15	46	Garry Bone	Vancouver,BC	Honda S2000	White	IP2	SCCBC	CACC	Puma, Livestock, Blitzkrieg Autowerks, Proper Design	1:19.263	1:18.910
16	08	Carlos Tesler-Mabe	Vancouver,BC	Acura Integra R	White/Yellow	IP2	SCCBC	SCCA	BMW STORE	1:19.125	1:19.045
17	5	Ryan O'Connor	Vancouver,BC	BMW 325is	Blue	IP2	SCCBC	CACC	Woodhouse & Associates	1:19.274	1:19.096
18	99	Rocky Elli	Vancouver, BC	BMW 330i	White	IP1	SCCBC	SCCA	The BMW Store	1:19.136	1:19.131
19	81	Dennis Repel	N.Vancouver,BC	Camaro Iroc	Red/White	IPA	SCCBC	CACC	Canada Engines/New Planet Collision/ Remington Park	1:19.390	1:19.244
20	72	David Stenner	Port Coquitlam,B	Acura GSR	Silver	IP2	SCCBC	CACC	Westmount Motors, Gord Rons Autometal	1:19.742	1:19.302
21	07	Jim McAdie	Burnaby, BC	BMW 325is	White/Red	IP2	SCCBC	CACC	CG Motorsports/Driver's Edge	1:19.632	1:19.358
22	4	Cindy Stevens	Richmond,BC	Porsche 996	Red	IP1	SCCBC	CACC	WCS Motorsports/ 2nd Gen Racing / ME	1:19.880	1:19.667
23	103	Michael Ainsworth	Vancouver, BC	Porsche 996	Blue	IP1	SCCBC	CACC	Bullet Racing MB Euromotors	1:20.882	1:20.735
24	83	Chris Doodson	Port Coquitlam,B	Acura Integra	Red / White	IP2	SCCBC	CACC		1:21.884	1:21.464
25	142	Kevin Engellard	Kamloops	Pontiac Grand	Black/Yello	GT1	SCCBC	CACC		1:21.712	1:21.521
26	33	Adam Ingram	Vancouver	Honda CRX Si	Blue	GTU	SCCBC	CACC		1:23.260	1:23.155
27	177	Donato DeSandoli	Nakusp,BC	Dodge Neon	White	IP2	SCCBC	CACC	Kootenay Chrysler	1:23.765	1:23.467
28	60	WC Storms	Maple Ridge,BC	Mazda Miata	Green	GTU	SCCBC	CACC	WCS Motorsports	1:24.540	1:23.860
29	146	Lester Soman	Garibaldi Highlan	Ford SHO	Black	IPA	SCCBC	CACC	Shoman Autosport, Paradise Fabrication, Century Signs	1:32.553	1:24.014
30	03	Mike Gibson	Langley, BC	Nissan 240SX	yellow	GT3	Cascad	ICSCC	fonebooth-outlawbrakes-	---	---
31	4	Bryan Holyk	Coquitlam,BC	Posche 996	Blue	IP1	SCCBC	CACC		---	---

COMMENTS: **CW1 RACE #1 Saturday Qualifying  
Car 118 moved to GT1**



STEWARDS: \_\_\_\_\_

11/06/2009 9:24:08 PM

TIMING & SCORING:

Closed Wheel 1

CW1 Race 1

Race

Mission Raceway Park 2.120 Km

30/05/2009 02:30 PM



Lap	Lap Tm	Diff	Time of Day
<b>(9) Mark Voith</b>			
1	1:13.243	-	14:43:56.591
2	1:14.139	+0.896	14:45:10.730
3	1:13.604	+0.361	14:46:24.334
4	1:14.331	+1.088	14:47:38.665
5	1:14.780	+1.537	14:48:53.445
6	1:14.725	+1.482	14:50:08.170
7	1:14.183	+0.940	14:51:22.353
8	1:17.154	+3.911	14:52:39.507
9	1:20.230	+6.987	14:53:59.737
10	1:14.308	+1.065	14:55:14.045
11	1:14.397	+1.154	14:56:28.442
12	1:13.866	+0.623	14:57:42.308
13	1:13.548	+0.305	14:58:55.856
14	1:14.559	+1.316	15:00:10.415
15	1:13.522	+0.279	15:01:23.937

Lap	Lap Tm	Diff	Time of Day
<b>(782) Doug Yip</b>			
1	1:14.217	+1.071	14:44:00.936
2	1:16.678	+3.532	14:45:17.614
3	1:13.633	+0.487	14:46:31.247
4	1:14.354	+1.208	14:47:45.601
5	1:13.146	-	14:48:58.747
6	1:13.586	+0.440	14:50:12.333
7	1:13.543	+0.397	14:51:25.876
8	1:15.628	+2.482	14:52:41.504
9	1:21.448	+8.302	14:54:02.952
10	1:13.501	+0.355	14:55:16.453
11	1:13.787	+0.641	14:56:30.240
12	1:14.071	+0.925	14:57:44.311
13	1:14.375	+1.229	14:58:58.686
14	1:15.007	+1.861	15:00:13.693
15	1:16.478	+3.332	15:01:30.171

Lap	Lap Tm	Diff	Time of Day
<b>(74) Peter Weedon</b>			
1	1:13.848	+0.588	14:44:01.202
2	1:16.522	+3.262	14:45:17.724
3	1:13.861	+0.601	14:46:31.585
4	1:14.370	+1.110	14:47:45.955
5	1:13.260	-	14:48:59.215
6	1:14.018	+0.758	14:50:13.233
7	1:14.757	+1.497	14:51:27.990
8	1:14.198	+0.938	14:52:42.188
9	1:22.689	+9.429	14:54:04.877
10	1:13.978	+0.718	14:55:18.855
11	1:13.926	+0.666	14:56:32.781
12	1:14.178	+0.918	14:57:46.959
13	1:15.334	+2.074	14:59:02.293
14	1:13.522	+0.262	15:00:15.815
15	1:15.192	+1.932	15:01:31.007

Lap	Lap Tm	Diff	Time of Day
<b>(42) Lyle Paulson</b>			
1	1:14.789	+0.893	14:43:59.855
2	1:15.234	+1.338	14:45:15.089
3	1:15.667	+1.771	14:46:30.756
4	1:16.756	+2.860	14:47:47.512
5	1:14.277	+0.381	14:49:01.789
6	1:14.687	+0.791	14:50:16.476
7	1:16.451	+2.555	14:51:32.927
8	1:15.743	+1.847	14:52:48.670

Lap	Lap Tm	Diff	Time of Day
9	1:18.305	+4.409	14:54:06.975
10	1:14.138	+0.242	14:55:21.113
11	1:13.896	-	14:56:35.009
12	1:15.047	+1.151	14:57:50.056
13	1:15.625	+1.729	14:59:05.681
14	1:15.340	+1.444	15:00:21.021
15	1:16.471	+2.575	15:01:37.492

Lap	Lap Tm	Diff	Time of Day
<b>(94) Chris Chamberlain</b>			
1	1:15.843	+0.802	14:44:06.610
2	1:15.600	+0.559	14:45:22.210
3	1:15.041	-	14:46:37.251
4	1:15.292	+0.251	14:47:52.543
5	1:16.966	+1.925	14:49:09.509
6	1:15.485	+0.444	14:50:24.994
7	1:16.475	+1.434	14:51:41.469
8	1:16.061	+1.020	14:52:57.530
9	1:20.551	+5.510	14:54:18.081
10	1:16.680	+1.639	14:55:34.761
11	1:19.749	+4.708	14:56:54.510
12	1:16.270	+1.229	14:58:10.780
13	1:16.662	+1.621	14:59:27.442
14	1:15.974	+0.933	15:00:43.416
15	1:17.159	+2.118	15:02:00.575

Lap	Lap Tm	Diff	Time of Day
<b>(24) Scott Edwards</b>			
1	1:16.120	+0.664	14:44:05.813
2	1:15.490	+0.034	14:45:21.303
3	1:15.456	-	14:46:36.759
4	1:15.855	+0.399	14:47:52.614
5	1:16.673	+1.217	14:49:09.287
6	1:16.859	+1.403	14:50:26.146
7	1:16.639	+1.183	14:51:42.785
8	1:16.409	+0.953	14:52:59.194
9	1:20.778	+5.322	14:54:19.972
10	1:19.637	+4.181	14:55:39.609
11	1:21.524	+6.068	14:57:01.133
12	1:20.653	+5.197	14:58:21.786
13	1:19.504	+4.048	14:59:41.290
14	1:18.362	+2.906	15:00:59.652
15	1:19.837	+4.381	15:02:19.489

Lap	Lap Tm	Diff	Time of Day
<b>(59) Lorenzo Constantino</b>			
1	1:19.400	+2.629	14:44:18.284
2	1:19.113	+2.342	14:45:37.397
3	1:17.656	+0.885	14:46:55.053
4	1:17.534	+0.763	14:48:12.587
5	1:17.406	+0.635	14:49:29.993
6	1:18.798	+2.027	14:50:48.791
7	1:17.742	+0.971	14:52:06.533
8	1:17.965	+1.194	14:53:24.498
9	1:18.983	+2.212	14:54:43.481
10	1:17.009	+0.238	14:56:00.490
11	1:17.050	+0.279	14:57:17.540
12	1:16.771	-	14:58:34.311
13	1:18.927	+2.156	14:59:53.238
14	1:17.368	+0.597	15:01:10.606
15	1:17.590	+0.819	15:02:28.196

Lap	Lap Tm	Diff	Time of Day
<b>(29) Jason Ratzlaff</b>			
1	1:19.801	+2.228	14:44:15.974

Lap	Lap Tm	Diff	Time of Day
2	1:17.573	-	14:45:33.547
3	1:18.032	+0.459	14:46:51.579
4	1:18.438	+0.865	14:48:10.017
5	1:18.588	+1.015	14:49:28.605
6	1:20.105	+2.532	14:50:48.710
7	1:21.720	+4.147	14:52:10.430
8	1:22.970	+5.397	14:53:33.400
9	1:20.406	+2.833	14:54:53.806
10	1:20.207	+2.634	14:56:14.013
11	1:19.787	+2.214	14:57:33.800
12	1:18.453	+0.880	14:58:52.253
13	1:19.503	+1.930	15:00:11.756
14	1:20.747	+3.174	15:01:32.503

Lap	Lap Tm	Diff	Time of Day
<b>(08) Carlos Tesler-Mabe</b>			
1	1:20.248	+1.014	14:44:17.368
2	1:20.121	+0.887	14:45:37.489
3	1:20.271	+1.037	14:46:57.760
4	1:19.368	+0.134	14:48:17.128
5	1:19.666	+0.432	14:49:36.794
6	1:19.234	-	14:50:56.028
7	1:19.315	+0.081	14:52:15.343
8	1:19.969	+0.735	14:53:35.312
9	1:20.173	+0.939	14:54:55.485
10	1:19.502	+0.268	14:56:14.987
11	1:19.802	+0.568	14:57:34.789
12	1:19.645	+0.411	14:58:54.434
13	1:20.709	+1.475	15:00:15.143
14	1:20.342	+1.108	15:01:35.485

Lap	Lap Tm	Diff	Time of Day
<b>(72) David Stenner</b>			
1	1:20.988	+1.415	14:44:15.895
2	1:20.910	+1.337	14:45:36.805
3	1:20.562	+0.989	14:46:57.367
4	1:20.281	+0.708	14:48:17.648
5	1:19.573	-	14:49:37.221
6	1:19.936	+0.363	14:50:57.157
7	1:19.678	+0.105	14:52:16.835
8	1:19.929	+0.356	14:53:36.764
9	1:19.888	+0.315	14:54:56.652
10	1:19.892	+0.319	14:56:16.544
11	1:19.583	+0.010	14:57:36.127
12	1:19.729	+0.156	14:58:55.856
13	1:20.266	+0.693	15:00:16.122
14	1:20.870	+1.297	15:01:36.992

Lap	Lap Tm	Diff	Time of Day
<b>(5) Ryan O'Connor</b>			
1	1:20.932	+1.388	14:44:17.570
2	1:20.828	+1.284	14:45:38.398
3	1:20.094	+0.550	14:46:58.492
4	1:19.895	+0.351	14:48:18.387
5	1:20.434	+0.890	14:49:38.821
6	1:20.361	+0.817	14:50:59.182
7	1:19.544	-	14:52:18.726
8	1:20.226	+0.682	14:53:38.952
9	1:22.125	+2.581	14:55:01.077
10	1:19.760	+0.216	14:56:20.837
11	1:20.599	+1.055	14:57:41.436
12	1:22.670	+3.126	14:59:04.106
13	1:20.731	+1.187	15:00:24.837
14	1:20.937	+1.393	15:01:45.774




Closed Wheel 1

CW1 Race 1

Race

Mission Raceway Park 2.120 Km

30/05/2009 02:30 PM



Lap	Lap Tm	Diff	Time of Day
<b>(118) Larry Bell</b>			
1	1:21.117	+2.226	14:44:21.327
2	1:20.972	+2.081	14:45:42.299
3	1:19.567	+0.676	14:47:01.866
4	1:18.891	-	14:48:20.757
5	1:19.696	+0.805	14:49:40.453
6	1:20.620	+1.729	14:51:01.073
7	1:20.340	+1.449	14:52:21.413
8	1:20.903	+2.012	14:53:42.316
9	1:20.884	+1.993	14:55:03.200
10	1:20.508	+1.617	14:56:23.708
11	1:20.812	+1.921	14:57:44.520
12	1:21.039	+2.148	14:59:05.559
13	1:20.204	+1.313	15:00:25.763
14	1:20.650	+1.759	15:01:46.413

Lap	Lap Tm	Diff	Time of Day
<b>(702) Tracey Pearson</b>			
1	1:15.355	+1.007	14:44:03.773
2	1:15.569	+1.221	14:45:19.342
3	1:14.352	+0.004	14:46:33.694
4	1:14.348	-	14:47:48.042
5	1:14.794	+0.446	14:49:02.836
6	1:14.868	+0.520	14:50:17.704
7	1:15.584	+1.236	14:51:33.288
8	1:16.389	+2.041	14:52:49.677
9	1:19.143	+4.795	14:54:08.820
10	1:16.635	+2.287	14:55:25.455
p11	2:26.894	+1:12.546	14:57:52.349
12	1:23.103	+8.755	14:59:15.452
13	1:15.395	+1.047	15:00:30.847
14	1:19.686	+5.338	15:01:50.533

Lap	Lap Tm	Diff	Time of Day
<b>(4) Cindy Stevens</b>			
1	1:20.910	+2.112	14:44:27.994
2	1:21.421	+2.623	14:45:49.415
3	1:22.958	+4.160	14:47:12.373
4	1:20.899	+2.101	14:48:33.272
5	1:20.143	+1.345	14:49:53.415
6	1:18.798	-	14:51:12.213
7	1:20.064	+1.266	14:52:32.277
8	1:19.007	+0.209	14:53:51.284
9	1:19.360	+0.562	14:55:10.644
10	1:19.322	+0.524	14:56:29.966
11	1:20.060	+1.262	14:57:50.026
12	1:20.098	+1.300	14:59:10.124
13	1:19.077	+0.279	15:00:29.201
14	1:21.779	+2.981	15:01:50.980

Lap	Lap Tm	Diff	Time of Day
<b>(46) Garry Bone</b>			
1	1:22.260	+2.622	14:44:18.085
2	1:20.592	+0.954	14:45:38.677
3	1:20.405	+0.767	14:46:59.082
4	1:19.638	-	14:48:18.720
5	1:20.646	+1.008	14:49:39.366
6	1:20.335	+0.697	14:50:59.701
7	1:19.728	+0.090	14:52:19.429
8	1:20.460	+0.822	14:53:39.889
9	1:21.714	+2.076	14:55:01.603
10	1:19.875	+0.237	14:56:21.478
11	1:21.091	+1.453	14:57:42.569

Lap	Lap Tm	Diff	Time of Day
12	1:21.957	+2.319	14:59:04.526
13	1:25.681	+6.043	15:00:30.207
14	1:24.932	+5.294	15:01:55.139
<b>(7) Bill Okell</b>			
1	1:23.568	+3.458	14:44:22.425
2	1:23.464	+3.354	14:45:45.889
3	1:20.110	-	14:47:05.999
4	1:23.075	+2.965	14:48:29.074
5	1:21.247	+1.137	14:49:50.321
6	1:20.187	+0.077	14:51:10.508
7	1:21.817	+1.707	14:52:32.325
8	1:20.965	+0.855	14:53:53.290
9	1:20.614	+0.504	14:55:13.904
10	1:20.733	+0.623	14:56:34.637
11	1:21.391	+1.281	14:57:56.028
12	1:22.480	+2.370	14:59:18.508
13	1:20.839	+0.729	15:00:39.347
14	1:21.427	+1.317	15:02:00.774

Lap	Lap Tm	Diff	Time of Day
<b>(07) Jim McAdie</b>			
1	1:21.330	+1.566	14:44:23.704
2	1:22.351	+2.587	14:45:46.055
3	1:20.860	+1.096	14:47:06.915
4	1:22.411	+2.647	14:48:29.326
5	1:24.018	+4.254	14:49:53.344
6	1:22.742	+2.978	14:51:16.086
7	1:22.979	+3.215	14:52:39.065
8	1:29.154	+9.390	14:54:08.219
9	1:22.656	+2.892	14:55:30.875
10	1:20.643	+0.879	14:56:51.518
11	1:21.248	+1.484	14:58:12.766
12	1:20.903	+1.139	14:59:33.669
13	1:20.254	+0.490	15:00:53.923
14	1:19.764	-	15:02:13.687

Lap	Lap Tm	Diff	Time of Day
<b>(81) Dennis Repel</b>			
1	1:22.474	+1.132	14:44:20.906
2	1:21.342	-	14:45:42.248
3	1:23.537	+2.195	14:47:05.785
4	1:23.085	+1.743	14:48:28.870
5	1:24.042	+2.700	14:49:52.912
6	1:22.984	+1.642	14:51:15.896
7	1:22.759	+1.417	14:52:38.655
8	1:28.468	+7.126	14:54:07.123
9	1:23.322	+1.980	14:55:30.445
10	1:23.594	+2.252	14:56:54.039
11	1:23.088	+1.746	14:58:17.127
12	1:22.823	+1.481	14:59:39.950
13	1:22.550	+1.208	15:01:02.500
14	1:22.272	+0.930	15:02:24.772

Lap	Lap Tm	Diff	Time of Day
<b>(103) Michael Ainsworth</b>			
1	1:23.419	+2.621	14:44:26.841
2	1:21.425	+0.627	14:45:48.266
3	1:21.399	+0.601	14:47:09.665
4	1:20.798	-	14:48:30.463
5	1:24.322	+3.524	14:49:54.785
6	1:21.902	+1.104	14:51:16.687
7	1:24.354	+3.556	14:52:41.041
8	1:29.435	+8.637	14:54:10.476

Lap	Lap Tm	Diff	Time of Day
9	1:21.320	+0.522	14:55:31.796
10	1:22.750	+1.952	14:56:54.546
11	1:22.940	+2.142	14:58:17.486
12	1:22.815	+2.017	14:59:40.301
13	1:22.633	+1.835	15:01:02.934
14	1:22.148	+1.350	15:02:25.082

Lap	Lap Tm	Diff	Time of Day
<b>(146) Lester Soman</b>			
1	1:23.397	+1.800	14:44:27.236
2	1:21.986	+0.389	14:45:49.222
3	1:21.708	+0.111	14:47:10.930
4	1:22.143	+0.546	14:48:33.073
5	1:23.763	+2.166	14:49:56.836
6	1:22.502	+0.905	14:51:19.338
7	1:24.472	+2.875	14:52:43.810
8	1:27.056	+5.459	14:54:10.866
9	1:21.923	+0.326	14:55:32.789
10	1:23.811	+2.214	14:56:56.600
11	1:23.833	+2.236	14:58:20.433
12	1:22.875	+1.278	14:59:43.308
13	1:22.047	+0.450	15:01:05.355
14	1:21.597	-	15:02:26.952

Lap	Lap Tm	Diff	Time of Day
<b>(83) Chris Doodson</b>			
1	1:23.791	+1.665	14:44:31.869
2	1:25.156	+3.030	14:45:57.025
3	1:23.069	+0.943	14:47:20.094
4	1:23.221	+1.095	14:48:43.315
5	1:27.301	+5.175	14:50:10.616
6	1:23.908	+1.782	14:51:34.524
7	1:23.015	+0.889	14:52:57.539
8	1:26.334	+4.208	14:54:23.873
9	1:22.181	+0.055	14:55:46.054
10	1:22.126	-	14:57:08.180
11	1:22.311	+0.185	14:58:30.491
12	1:24.442	+2.316	14:59:54.933
13	1:23.840	+1.714	15:01:18.773
14	1:25.605	+3.479	15:02:44.378

Lap	Lap Tm	Diff	Time of Day
<b>(177) Donato DeSandoli</b>			
1	1:24.847	+1.657	14:44:29.990
2	1:24.336	+1.146	14:45:54.326
3	1:23.936	+0.746	14:47:18.262
4	1:24.182	+0.992	14:48:42.444
5	1:25.710	+2.520	14:50:08.154
6	1:24.713	+1.523	14:51:32.867
7	1:24.097	+0.907	14:52:56.964
8	1:25.541	+2.351	14:54:22.505
9	1:23.190	-	14:55:45.695
10	1:23.841	+0.651	14:57:09.536
11	1:23.581	+0.391	14:58:33.117
12	1:24.679	+1.489	14:59:57.796
13	1:23.772	+0.582	15:01:21.568
14	1:23.569	+0.379	15:02:45.137

Lap	Lap Tm	Diff	Time of Day
<b>(33) Adam Ingram</b>			
1	1:26.106	+3.204	14:44:32.416
2	1:23.872	+0.970	14:45:56.288
3	1:23.346	+0.444	14:47:19.634
4	1:24.200	+1.298	14:48:43.834
5	1:24.932	+2.030	14:50:08.766





Lap	Lap Tm	Diff	Time of Day
6	1:24.860	+1.958	14:51:33.626
7	1:23.590	+0.688	14:52:57.216
8	1:40.518	+17.616	14:54:37.734
9	1:24.527	+1.625	14:56:02.261
10	1:23.519	+0.617	14:57:25.780
11	1:22.902	-	14:58:48.682
12	1:26.038	+3.136	15:00:14.720
13	1:25.939	+3.037	15:01:40.659

(03) Mike Gibson

1	1:20.617	+3.848	14:44:25.907
2	1:18.902	+2.133	14:45:44.809
3	1:18.408	+1.639	14:47:03.217
4	1:17.848	+1.079	14:48:21.065
5	1:16.769	-	14:49:37.834
p6	10:14.390	+8:57.621	14:59:52.224
7	1:48.735	+31.966	15:01:40.959

(60) WC Storms

1	1:24.972	+1.921	14:44:31.773
2	1:24.183	+1.132	14:45:55.956
3	1:23.306	+0.255	14:47:19.262
4	1:23.719	+0.668	14:48:42.981
5	1:23.268	+0.217	14:50:06.249
6	1:24.151	+1.100	14:51:30.400
7	1:23.745	+0.694	14:52:54.145
8	1:25.677	+2.626	14:54:19.822
9	1:23.919	+0.868	14:55:43.741
10	1:23.051	-	14:57:06.792
11	1:23.566	+0.515	14:58:30.358
12	1:24.354	+1.303	14:59:54.712
13	1:23.928	+0.877	15:01:18.640

(66) Richard Eagan

1	1:16.296	+1.331	14:44:08.174
2	1:15.330	+0.365	14:45:23.504
3	1:14.965	-	14:46:38.469
4	1:19.504	+4.539	14:47:57.973
5	1:15.450	+0.485	14:49:13.423
6	1:16.341	+1.376	14:50:29.764
7	1:16.369	+1.404	14:51:46.133

(142) Kevin Engellard

1	1:21.480	+1.674	14:44:22.920
2	1:19.806	-	14:45:42.726
3	1:19.981	+0.175	14:47:02.707
4	1:21.906	+2.100	14:48:24.613
5	1:20.556	+0.750	14:49:45.169
6	1:21.182	+1.376	14:51:06.351
7	1:30.357	+10.551	14:52:36.708

Lap	Lap Tm	Diff	Time of Day
-----	--------	------	-------------

Lap	Lap Tm	Diff	Time of Day
-----	--------	------	-------------



**May Madness Weekend  
SCCBC  
MISSION RACEWAY PARK  
OFFICIAL RACE RESULTS**

**Sanction # CACC  
Track Length: 2.12 Km.**

**CW1**

**May 30-31,2009**

POS	CAR	DRIVER	TOWN	MAKE	COLOUR	LAPS	O/A	CLUB	LICENSE	SPONSOR	FASTLAP
<b>GT1</b>											
1	9	Mark Voth	Abbotsford, BC	Chevrolet Monte Ca	Black	15	1	SCCBC	CACC	Proformance Racing, Seattle Tool, K&N Filters, Childr	1:13.243
2	782	Doug Yip	North Vancouver, BC	Ford Mustang	Red	15	2	SCCBC	CACC	Engines of Interest	1:13.146
3	74	Peter Weedon	Prince George, BC	Pontiac Firebird	Red	15	3	SCCBC	ICSC	Kool Coat Ceramic Coatings & Kenwood	1:13.260
4	42	Lyle Paulson	Vernon, BC	Chevrolet Monte Ca	Black	15	4	SCCBC	SCCA	ProFormance Racing, MetroCan Construction, L&S Hol	1:13.896
5	24	Scott Edwards	Abbotsford, BC	Chev Monte Carlo	Black and Red	15	6	SCCBC	CACC	ProFormance Racing, Greenhouse Delight, K&N Filter	1:15.456
6	29	Jason Ratzlaff	Abbotsford, BC	Chev Monte Carlo	Yellow and Blac	14	8	SCCBC	CACC	ProFormance Racing, MetroCan Construction, Pennzoi	1:17.573
7	118	Larry Bell	Abbotsford, BC	Pontiac Trans Am	White Red Blue	14	12	SCCBC	CACC	ReEntry Racing/BCIT/ Apple Auto Glass/OK Tire	1:18.891
8	702	Tracey Pearson	New Westminster, B	Mazda Miata	Red	14	13	SCCBC	CACC	Metro Testing & Specialty Engineering	1:14.348
DNF	66	Richard Eagan	Vancouver, BC	Pont G.P.	Blue	7	DNF	SCCBC	CACC	P.P.1 Camera Corp/21 Century Aliment/ Petersen Tra	1:14.965
DNF	142	Kevin Engellard	Kamloops	Pontiac Grand Prix	Black/Yello	7	DNF	SCCBC	CACC		1:19.806
DNS	14	Gary Mathies	Abbotsford, BC	Chevrolet Monte Ca	Blue	0	DNS	SCCBC	CACC	ProFormance Racing, Seattle Tool, Greenhouse Deligh	---
<b>GT2</b>											
DNS	117	Jack Ondrack	Spruce Grove Albert	Acura Integra	Red	0	DNS	NASCC	ASN/	Boreal Laser	---
<b>GT3</b>											
1	03	Mike Gibson	Langley, BC	Nissan 240SX	yellow	7	24	Cascad	ICSC	fonebooth-outlawbrakes-	1:16.769
<b>GTM</b>											
DNF	17	Morgan Mansfield	West Vancouver	Mazda RX7	Green/White/Re	0	DNF	SCCBC	CACC		---
<b>GTU</b>											
1	7	Bill Okell	Victoria, BC	MG B-Roadster	Red, Silver, Blu	14	16	SCCBC	CACC	Fram Oil Filters, Autolite Spark Plugs, RTR Trailer Mar	1:20.110
2	33	Adam Ingram	Vancouver	Honda CRX Si	Blue	13	23	SCCBC	CACC		1:22.902
DNF	60	WC Storms	Maple Ridge, BC	Mazda Miata	Green	13	DNF	SCCBC	CACC	WCS Motorsports	1:23.051
<b>IP1</b>											
1	94	Chris Chamberlain	Calgary, AB	Chevrolet Corvette	White	15	5	SCCBC	CACC	Davenport Motorsports, HRE	1:15.041
2	59	Lorenzo Constantino	Burnaby, BC	Porsche 944	Red	15	7	SCCBC	CACC		1:16.771
3	4	Cindy Stevens	Richmond, BC	Porsche 996	Red	14	14	SCCBC	CACC	WCS Motorsports/ 2nd Gen Racing / ME	1:18.798
4	103	Michael Ainsworth	Vancouver, BC	Porsche 996	Blue	14	19	SCCBC	CACC	Bullet Racing MB Euromotors	1:20.798
DNS	4	Bryan Holyk	Coquitlam, BC	Posche 996	Blue	0	DNS	SCCBC	CACC		---
DNS	99	Rocky Elli	Vancouver, BC	BMW 330i	White	0	DNS	SCCBC	SCCA	The BMW Store	---
<b>IP2</b>											
1	08	Carlos Tesler-Mabe	Vancouver, BC	Acura Integra R	White/Yellow	14	9	SCCBC	SCCA	BMW STORE	1:19.234
2	72	David Stenner	Port Coquitlam, BC	Acura GSR	Silver	14	10	SCCBC	CACC	Westmount Motors, Gord Rons Autometal	1:19.573
3	5	Ryan O'Connor	Vancouver, BC	BMW 325is	Blue	14	11	SCCBC	CACC	Woodhouse & Associates	1:19.544
4	46	Garry Bone	Vancouver, BC	Honda S2000	White	14	15	SCCBC	CACC	Puma, Livestock, Blitzkrieg Autowerks, Proper Desig	1:19.638
5	07	Jim McAdie	Burnaby, BC	BMW 325is	White/Red	14	17	SCCBC	CACC	CG Motorsports/Driver's Edge	1:19.764
6	83	Chris Doodson	Port Coquitlam, BC	Acura Integra	Red / White	14	21	SCCBC	CACC		1:22.126
7	177	Donato DeSandoli	Nakusp, BC	Dodge Neon	White	14	22	SCCBC	CACC	Kootenay Chrysler	1:23.190
<b>IPA</b>											
1	81	Dennis Repel	N.Vancouver, BC	Camaro Iroc	Red/White	14	18	SCCBC	CACC	Canada Engines/New Planet Collision/ Remington Par	1:21.342
2	146	Lester Soman	Garibaldi Highlands,	Ford SHO	Black	14	20	SCCBC	CACC	Shoman Autosport, Paradise Fabrication, Century Sig	1:21.597

**TOTAL IN GROUP= 32**

COMMENTS: **Closed Wheel 1 Race #1 Saturday  
Car #118 Class change to GT1**



*[Handwritten Signature]*

STEWARD: \_\_\_\_\_

**June 11, 2009 9:46:21 PM**

TIMING & SCORING: \_\_\_\_\_


Closed Wheel 1

CW1 Practice 2

Practice

Mission Raceway Park 2.120 Km

31/05/2009 09:00 AM



Lap	Lap Tm	Diff	Time of Day
<b>(122) Steve Paquette</b>			
1	1:41.070	+30.664	9:11:12.430
2	1:23.246	+12.840	9:12:35.676
3	1:17.209	+6.803	9:13:52.885
4	1:15.936	+5.530	9:15:08.821
5	1:13.458	+3.052	9:16:22.279
6	1:15.956	+5.550	9:17:38.235
7	1:14.927	+4.521	9:18:53.162
8	1:12.413	+2.007	9:20:05.575
9	1:10.406	-	9:21:15.981

Lap	Lap Tm	Diff	Time of Day
<b>(782) Doug Yip</b>			
1	1:32.599	+19.171	9:12:44.480
2	1:17.890	+4.462	9:14:02.370
3	1:15.390	+1.962	9:15:17.760
4	1:16.455	+3.027	9:16:34.215
5	1:16.020	+2.592	9:17:50.235
6	1:13.707	+0.279	9:19:03.942
7	1:14.265	+0.837	9:20:18.207
8	1:15.669	+2.241	9:21:33.876
9	1:13.428	-	9:22:47.304

Lap	Lap Tm	Diff	Time of Day
<b>(74) Peter Weedon</b>			
1	1:51.976	+37.895	9:10:44.558
2	1:27.784	+13.703	9:12:12.342
3	1:17.768	+3.687	9:13:30.110
4	1:20.537	+6.456	9:14:50.647
5	1:17.645	+3.564	9:16:08.292
6	1:14.081	-	9:17:22.373
7	1:15.730	+1.649	9:18:38.103

Lap	Lap Tm	Diff	Time of Day
<b>(94) Chris Chamberlain</b>			
1	1:46.271	+32.087	9:10:47.257
2	1:28.783	+14.599	9:12:16.040
3	1:19.085	+4.901	9:13:35.125
4	1:17.199	+3.015	9:14:52.324
5	1:17.271	+3.087	9:16:09.595
6	1:17.144	+2.960	9:17:26.739
7	1:21.280	+7.096	9:18:48.019
8	1:18.976	+4.792	9:20:06.995
9	1:14.184	-	9:21:21.179
10	1:23.430	+9.246	9:22:44.609

Lap	Lap Tm	Diff	Time of Day
<b>(66) Richard Eagan</b>			
1	1:50.737	+34.210	9:10:41.423
2	1:39.039	+22.512	9:12:20.462
3	1:20.907	+4.380	9:13:41.369
4	1:19.873	+3.346	9:15:01.242
5	1:16.738	+0.211	9:16:17.980
6	1:18.373	+1.846	9:17:36.353
7	1:19.445	+2.918	9:18:55.798
8	1:16.527	-	9:20:12.325

Lap	Lap Tm	Diff	Time of Day
<b>(702) Tracey Pearson</b>			
1	1:47.732	+30.446	9:10:47.075
2	1:28.019	+10.733	9:12:15.094
3	1:18.926	+1.640	9:13:34.020
4	1:17.926	+0.640	9:14:51.946
5	1:17.286	-	9:16:09.232

Lap	Lap Tm	Diff	Time of Day
<b>(14) Gary Mathies</b>			
1	2:03.586	+46.204	9:14:53.365
2	1:22.651	+5.269	9:16:16.016
3	1:19.528	+2.146	9:17:35.544
4	1:17.382	-	9:18:52.926

Lap	Lap Tm	Diff	Time of Day
<b>(9) Mark Voth</b>			
1	1:37.024	+19.429	9:12:14.121
2	1:20.588	+2.993	9:13:34.709
3	1:21.590	+3.995	9:14:56.299
4	1:20.328	+2.733	9:16:16.627
5	1:22.355	+4.760	9:17:38.982
6	1:18.297	+0.702	9:18:57.279
7	1:17.595	-	9:20:14.874

Lap	Lap Tm	Diff	Time of Day
<b>(08) Carlos Tesler-Mabe</b>			
1	1:49.371	+31.739	9:14:36.532
2	1:21.143	+3.511	9:15:57.675
3	1:18.364	+0.732	9:17:16.039
4	1:17.632	-	9:18:33.671
5	1:17.871	+0.239	9:19:51.542

Lap	Lap Tm	Diff	Time of Day
<b>(7) Bill Okell</b>			
1	1:41.432	+23.459	9:14:09.597
2	1:30.347	+12.374	9:15:39.944
3	1:25.590	+7.617	9:17:05.534
4	1:21.176	+3.203	9:18:26.710
5	1:18.987	+1.014	9:19:45.697
6	1:19.491	+1.518	9:21:05.188
7	1:17.973	-	9:22:23.161
8	1:20.350	+2.377	9:23:43.511

Lap	Lap Tm	Diff	Time of Day
<b>(103) Bryan Holyk</b>			
1	1:40.037	+20.669	9:11:38.159
2	1:23.421	+4.053	9:13:01.580
3	1:21.047	+1.679	9:14:22.627
4	1:19.368	-	9:15:41.995
5	1:20.984	+1.616	9:17:02.979
6	1:22.691	+3.323	9:18:25.670
7	1:19.382	+0.014	9:19:45.052
8	1:20.068	+0.700	9:21:05.120
9	1:21.482	+2.114	9:22:26.602
10	1:20.081	+0.713	9:23:46.683

Lap	Lap Tm	Diff	Time of Day
<b>(72) David Stenner</b>			
1	1:36.088	+16.687	9:12:10.765
2	1:21.687	+2.286	9:13:32.452
3	1:31.817	+12.416	9:15:04.269
4	1:21.137	+1.736	9:16:25.406
5	1:19.401	-	9:17:44.807
6	1:19.421	+0.020	9:19:04.228
7	1:22.464	+3.063	9:20:26.692
8	1:35.383	+15.982	9:22:02.075
9	1:37.161	+17.760	9:23:39.236

Lap	Lap Tm	Diff	Time of Day
<b>(5) Ryan O'Connor</b>			
1	1:44.075	+24.270	9:12:00.163
2	1:26.177	+6.372	9:13:26.340
3	1:21.424	+1.619	9:14:47.764
4	1:20.956	+1.151	9:16:08.720
5	1:20.767	+0.962	9:17:29.487

Lap	Lap Tm	Diff	Time of Day
6	1:19.805	-	9:18:49.292
7	1:20.419	+0.614	9:20:09.711

Lap	Lap Tm	Diff	Time of Day
<b>(107) Jim McAdie</b>			
1	1:49.988	+30.121	9:10:47.580
2	1:36.812	+16.945	9:12:24.392
3	1:25.312	+5.445	9:13:49.704
4	1:26.711	+6.844	9:15:16.415
5	1:21.352	+1.485	9:16:37.767
6	1:19.867	-	9:17:57.634

Lap	Lap Tm	Diff	Time of Day
<b>(146) Lester Soman</b>			
1	1:40.631	+19.976	9:10:49.557
2	1:31.489	+10.834	9:12:21.046
3	1:23.488	+2.833	9:13:44.534
4	1:21.688	+1.033	9:15:06.222
5	1:22.068	+1.413	9:16:28.290
6	1:20.716	+0.061	9:17:49.006
7	1:20.655	-	9:19:09.661
8	1:21.554	+0.899	9:20:31.215
9	1:25.014	+4.359	9:21:56.229
10	1:50.328	+29.673	9:23:46.557

Lap	Lap Tm	Diff	Time of Day
<b>(4) Cindy Stevens</b>			
1	1:43.879	+23.053	9:10:49.150
2	1:39.612	+18.786	9:12:28.762
3	1:24.073	+3.247	9:13:52.835
4	1:24.595	+3.769	9:15:17.430
5	1:27.162	+6.336	9:16:44.592
6	1:21.179	+0.353	9:18:05.771
7	1:20.826	-	9:19:26.597
p8	2:31.494	+1:10.668	9:21:58.091
9	1:30.725	+9.899	9:23:28.816

Lap	Lap Tm	Diff	Time of Day
<b>(83) Chris Doodson</b>			
1	1:45.160	+24.058	9:10:47.357
2	1:28.737	+7.635	9:12:16.094
3	1:24.132	+3.030	9:13:40.226
4	1:24.922	+3.820	9:15:05.148
5	1:23.796	+2.694	9:16:28.944
6	1:21.102	-	9:17:50.046
7	1:21.535	+0.433	9:19:11.581
p8	2:06.760	+45.658	9:21:18.341

Lap	Lap Tm	Diff	Time of Day
<b>(33) Adam Ingram</b>			
1	1:50.948	+28.286	9:10:45.510
2	1:36.344	+13.682	9:12:21.854
3	1:27.895	+5.233	9:13:49.749
4	1:27.099	+4.437	9:15:16.848
5	1:27.553	+4.891	9:16:44.401
6	1:24.243	+1.581	9:18:08.644
7	1:22.668	+0.006	9:19:31.312
8	1:23.229	+0.567	9:20:54.541
9	1:22.817	+0.155	9:22:17.358
10	1:22.662	-	9:23:40.020

Lap	Lap Tm	Diff	Time of Day
<b>(17) Morgan Mansfield</b>			
1	1:44.498	+18.549	9:12:13.316
2	1:35.526	+9.577	9:13:48.842
3	1:27.350	+1.401	9:15:16.192
4	1:27.702	+1.753	9:16:43.894





Lap	Lap Tm	Diff	Time of Day
5	1:25.949	-	9:18:09.843
6	4:02.171	+2:36.222	9:22:12.014
7	1:45.128	+19.179	9:23:57.142

(142) Kevin Engellard

1	1:39.227	+8.752	9:11:39.177
2	1:30.475	-	9:13:09.652
3	1:34.491	+4.016	9:14:44.143

(117) Jack Ondrack

1	1:42.349	-	9:17:02.411
---	----------	---	-------------

Lap	Lap Tm	Diff	Time of Day
-----	--------	------	-------------

Lap	Lap Tm	Diff	Time of Day
-----	--------	------	-------------




Closed Wheel 1

CW1 Qualify Race 2

Qualify

Mission Raceway Park 2.120 Km

31/05/2009 10:50 AM



Lap	Lap Tm	Diff	Time of Day
<b>(122) Steve Paquette</b>			
1	1:50.032	+38.606	11:01:05.608
2	1:17.992	+6.566	11:02:23.600
3	1:12.811	+1.385	11:03:36.411
4	1:11.426	-	11:04:47.837
5	1:11.581	+0.155	11:05:59.418

Lap	Lap Tm	Diff	Time of Day
<b>(74) Peter Weedon</b>			
1	1:32.840	+19.606	11:02:23.676
2	1:16.817	+3.583	11:03:40.493
3	1:13.888	+0.654	11:04:54.381
4	1:14.025	+0.791	11:06:08.406
5	1:14.294	+1.060	11:07:22.700
6	1:13.234	-	11:08:35.934
7	1:13.360	+0.126	11:09:49.294
8	1:14.532	+1.298	11:11:03.826

Lap	Lap Tm	Diff	Time of Day
<b>(782) Doug Yip</b>			
1	1:41.637	+27.716	11:01:08.664
2	1:19.430	+5.509	11:02:28.094
3	1:14.171	+0.250	11:03:42.265
4	1:14.104	+0.183	11:04:56.369
5	1:14.590	+0.669	11:06:10.959
6	1:15.741	+1.820	11:07:26.700
7	1:15.452	+1.531	11:08:42.152
8	1:13.921	-	11:09:56.073
9	1:14.189	+0.268	11:11:10.262
10	1:15.438	+1.517	11:12:25.700
11	1:15.911	+1.990	11:13:41.611

Lap	Lap Tm	Diff	Time of Day
<b>(702) Tracey Pearson</b>			
1	1:46.185	+32.042	11:01:07.342
2	1:16.906	+2.763	11:02:24.248
3	1:15.394	+1.251	11:03:39.642
4	1:15.892	+1.749	11:04:55.534
5	1:14.143	-	11:06:09.677
6	1:16.025	+1.882	11:07:25.702

Lap	Lap Tm	Diff	Time of Day
<b>(42) Lyle Paulson</b>			
1	1:38.817	+24.417	11:01:43.018
2	1:14.885	+0.485	11:02:57.903
3	1:15.492	+1.092	11:04:13.395
4	1:15.461	+1.061	11:05:28.856
5	1:17.241	+2.841	11:06:46.097
6	1:15.316	+0.916	11:08:01.413
7	1:14.400	-	11:09:15.813

Lap	Lap Tm	Diff	Time of Day
<b>(94) Chris Chamberlain</b>			
1	1:44.109	+28.732	11:02:05.902
2	1:16.808	+1.431	11:03:22.710
3	1:15.685	+0.308	11:04:38.395
4	1:15.781	+0.404	11:05:54.176
5	1:15.665	+0.288	11:07:09.841
6	1:15.377	-	11:08:25.218
7	1:16.787	+1.410	11:09:42.005
8	1:28.477	+13.100	11:11:10.482

Lap	Lap Tm	Diff	Time of Day
<b>(03) Mike Gibson</b>			
1	1:38.060	+22.128	11:01:36.859
2	1:20.233	+4.301	11:02:57.092

Lap	Lap Tm	Diff	Time of Day
3	1:19.074	+3.142	11:04:16.166
4	1:15.932	-	11:05:32.098
5	1:18.098	+2.166	11:06:50.196
6	1:16.613	+0.681	11:08:06.809
7	1:16.810	+0.878	11:09:23.619
8	1:18.976	+3.044	11:10:42.595

Lap	Lap Tm	Diff	Time of Day
<b>(9) Mark Voth</b>			
1	1:34.475	+18.405	11:01:21.170
2	1:20.551	+4.481	11:02:41.721
p3	2:01.344	+45.274	11:04:43.065
4	1:22.998	+6.928	11:06:06.063
5	1:19.072	+3.002	11:07:25.135
6	1:16.070	-	11:08:41.205

Lap	Lap Tm	Diff	Time of Day
<b>(66) Richard Eagan</b>			
1	1:34.479	+17.568	11:01:19.047
2	1:18.014	+1.103	11:02:37.061
3	1:19.832	+2.921	11:03:56.893
4	1:17.472	+0.561	11:05:14.365
5	1:16.911	-	11:06:31.276
6	1:16.951	+0.040	11:07:48.227
7	1:17.614	+0.703	11:09:05.841
8	1:27.751	+10.840	11:10:33.592
9	1:19.380	+2.469	11:11:52.972
10	1:18.615	+1.704	11:13:11.587

Lap	Lap Tm	Diff	Time of Day
<b>(59) Lorenzo Constantino</b>			
1	1:29.088	+11.934	11:12:16.105
2	1:17.154	-	11:13:33.259

Lap	Lap Tm	Diff	Time of Day
<b>(4) Cindy Stevens</b>			
1	1:48.192	+30.878	11:01:06.334
2	1:23.083	+5.769	11:02:29.417
3	1:19.491	+2.177	11:03:48.908
4	1:19.730	+2.416	11:05:08.638
5	1:18.189	+0.875	11:06:26.827
6	1:18.168	+0.854	11:07:44.995
7	1:17.599	+0.285	11:09:02.594
8	1:17.846	+0.532	11:10:20.440
9	1:17.655	+0.341	11:11:38.095
10	1:17.314	-	11:12:55.409

Lap	Lap Tm	Diff	Time of Day
<b>(99) Rocky Elli</b>			
1	1:31.536	+14.203	11:02:18.757
2	1:17.333	-	11:03:36.090
3	1:18.167	+0.834	11:04:54.257

Lap	Lap Tm	Diff	Time of Day
<b>(103) Bryan Holyk</b>			
1	1:47.092	+29.440	11:01:06.801
2	1:23.468	+5.816	11:02:30.269
3	1:19.611	+1.959	11:03:49.880
4	1:19.597	+1.945	11:05:09.477
5	1:19.279	+1.627	11:06:28.756
6	1:18.143	+0.491	11:07:46.899
7	1:18.406	+0.754	11:09:05.305
8	1:21.585	+3.933	11:10:26.890
9	1:17.652	-	11:11:44.542
10	1:18.061	+0.409	11:13:02.603

(08) Carlos Tesler-Mabe

Lap	Lap Tm	Diff	Time of Day
1	1:38.707	+20.676	11:01:15.317
2	1:18.762	+0.731	11:02:34.079
3	1:18.031	-	11:03:52.110
4	1:18.253	+0.222	11:05:10.363
5	1:18.964	+0.933	11:06:29.327
6	1:38.892	+20.861	11:08:08.219
7	1:22.679	+4.648	11:09:30.898
8	1:18.397	+0.366	11:10:49.295

Lap	Lap Tm	Diff	Time of Day
<b>(7) Bill Okell</b>			
1	1:36.530	+18.224	11:01:37.191
2	1:19.404	+1.098	11:02:56.595
3	1:20.448	+2.142	11:04:17.043
4	1:19.207	+0.901	11:05:36.250
5	1:18.685	+0.379	11:06:54.935
6	1:18.404	+0.098	11:08:13.339
7	1:19.147	+0.841	11:09:32.486
8	1:22.086	+3.780	11:10:54.572
9	1:19.116	+0.810	11:12:13.688
10	1:18.306	-	11:13:31.994

Lap	Lap Tm	Diff	Time of Day
<b>(29) Jason Ratzlaff</b>			
1	1:32.777	+13.750	11:01:25.239
2	1:20.232	+1.205	11:02:45.471
3	1:19.027	-	11:04:04.498

Lap	Lap Tm	Diff	Time of Day
<b>(5) Ryan O'Connor</b>			
1	1:29.796	+10.684	11:01:27.332
2	1:20.461	+1.349	11:02:47.793
3	1:20.395	+1.283	11:04:08.188
4	1:20.002	+0.890	11:05:28.190
5	1:24.477	+5.365	11:06:52.667
6	1:19.787	+0.675	11:08:12.454
7	1:19.112	-	11:09:31.566

Lap	Lap Tm	Diff	Time of Day
<b>(72) David Stenner</b>			
1	1:39.199	+19.858	11:01:11.146
2	1:20.491	+1.150	11:02:31.637
3	1:23.795	+4.454	11:03:55.432
4	1:20.710	+1.369	11:05:16.142
5	1:19.341	-	11:06:35.483
6	1:19.624	+0.283	11:07:55.107
7	1:19.368	+0.027	11:09:14.475
8	1:20.060	+0.719	11:10:34.535
9	1:31.866	+12.525	11:12:06.401
10	1:20.665	+1.324	11:13:27.066

Lap	Lap Tm	Diff	Time of Day
<b>(46) Garry Bone</b>			
1	1:44.357	+24.963	11:01:08.236
2	1:22.926	+3.532	11:02:31.162
3	1:19.394	-	11:03:50.556
4	1:20.780	+1.386	11:05:11.336
5	1:19.511	+0.117	11:06:30.847
6	1:23.370	+3.976	11:07:54.217
7	1:20.597	+1.203	11:09:14.814
8	1:19.778	+0.384	11:10:34.592
9	1:23.824	+4.430	11:11:58.416
10	1:21.115	+1.721	11:13:19.531

Lap	Lap Tm	Diff	Time of Day
<b>(107) Jim McAdie</b>			
1	1:34.763	+15.280	11:01:17.330



Qualify

Lap	Lap Tm	Diff	Time of Day
2	1:21.468	+1.985	11:02:38.798
3	1:20.503	+1.020	11:03:59.301
4	1:19.943	+0.460	11:05:19.244
5	1:20.003	+0.520	11:06:39.247
6	1:21.249	+1.766	11:08:00.496
7	1:21.284	+1.801	11:09:21.780
8	1:21.885	+2.402	11:10:43.665
9	1:21.865	+2.382	11:12:05.530
10	1:19.483	-	11:13:25.013

(81) Dennis Repel

1	1:33.045	+12.763	11:01:21.282
2	1:20.282	-	11:02:41.564
3	1:20.867	+0.585	11:04:02.431
4	1:24.315	+4.033	11:05:26.746

(146) Lester Soman

1	1:36.068	+15.714	11:01:42.785
2	1:20.578	+0.224	11:03:03.363
3	1:20.496	+0.142	11:04:23.859
4	1:20.423	+0.069	11:05:44.282
5	1:20.358	+0.004	11:07:04.640
6	1:20.354	-	11:08:24.994
p7	1:43.899	+23.545	11:10:08.893
8	1:43.681	+23.327	11:11:52.574
9	1:31.127	+10.773	11:13:23.701

(24) Scott Edwards

1	1:33.918	+13.229	11:01:24.600
2	1:20.689	-	11:02:45.289
p3	3:06.149	+1:45.460	11:05:51.438

(83) Chris Doodson

1	1:38.205	+16.743	11:01:12.594
2	1:22.374	+0.912	11:02:34.968
3	1:21.462	-	11:03:56.430
4	1:21.939	+0.477	11:05:18.369
5	1:22.616	+1.154	11:06:40.985
6	1:22.609	+1.147	11:08:03.594
p7	2:59.005	+1:37.543	11:11:02.599

(33) Adam Ingram

1	1:38.570	+17.025	11:01:18.943
2	1:26.088	+4.543	11:02:45.031
3	1:24.289	+2.744	11:04:09.320
4	1:22.774	+1.229	11:05:32.094
5	1:22.375	+0.830	11:06:54.469
6	1:22.310	+0.765	11:08:16.779
7	1:21.832	+0.287	11:09:38.611
8	1:21.878	+0.333	11:11:00.489
9	1:21.545	-	11:12:22.034
10	1:23.668	+2.123	11:13:45.702

(177) Donato DeSandoli

1	1:39.275	+16.005	11:01:47.782
2	1:23.437	+0.167	11:03:11.219
3	1:23.270	-	11:04:34.489

Lap	Lap Tm	Diff	Time of Day
-----	--------	------	-------------

Lap	Lap Tm	Diff	Time of Day
-----	--------	------	-------------



**May Madness Weekend  
SCCBC**

**Sanction # CACC  
Track Length: 2.12 Km.**

**MISSION RACEWAY PARK  
OFFICIAL QUALIFYING RESULTS**

**May 30-31,2009**

**CW1**

POS	CAR	DRIVER	TOWN	MAKE	COLOUR	CLASS	CLUB	LICENS	SPONSOR	2nd Best Tim	Best Time
1	122	Steve Paquette	North Vancouver,	Porsche Twin T	Red	GT1	SCCBC	CACC	Bullet Racing MB Euromotors	1:11.581	1:11.426
2	74	Peter Weedon	Prince George,BC	Pontiac Firebir	Red	GT1	SCCBC	ICSCC	Kool Coat Ceramic Coatings & Kenwood	1:13.360	1:13.234
3	782	Doug Yip	North Vancouver,	Ford Mustang	Red	GT1	SCCBC	CACC	Engines of Interest	1:14.104	1:13.921
4	702	Tracey Pearson	New Westminster	Mazda Miata	Red	GT1	SCCBC	CACC	Metro Testing & Specialty Engineering	1:15.394	1:14.143
5	42	Lyle Paulson	Vernon, BC	Chevrolet Mont	Black	GT1	SCCBC	SCCA	ProFormance Racing, MetroCan Construction, L&S Holdi	1:14.885	1:14.400
6	94	Chris Chamberlain	Calgary,AB	Chevrolet Corv	White	IP1	SCCBC	CACC	Davenport Motorsports, HRE	1:15.665	1:15.377
7	03	Mike Gibson	Langley, BC	Nissan 240SX	yellow	GT3	Cascad	ICSCC	fonebooth-outlawbrakes-	1:16.613	1:15.932
8	9	Mark Voth	Abbotsford, BC	Chevrolet Mont	Black	GT1	SCCBC	CACC	Proformance Racing, Seattle Tool, K&N Filters, Children	1:19.072	1:16.070
9	66	Richard Eagan	Vancouver,BC	Pont G.P.	Blue	GT1	SCCBC	CACC	P.P.1 Camera Corp/21 Century Aliment/ Petersen Traile	1:16.951	1:16.911
10	59	Lorenzo Constantino	Burnaby, BC	Porsche 944	Red	IP1	SCCBC	CACC		1:29.088	1:17.154
11	04	Michael Ainsworth	Vancouver, BC	Porsche 996	Red	IP1	SCCBC	CACC	Bullet Racing MB Euromotors	1:17.599	1:17.314
12	99	Rocky Elli	Vancouver, BC	BMW 330i	White	IP1	SCCBC	SCCA	The BMW Store	1:18.167	1:17.333
13	103	Bryan Holyk	Coquitlam,BC	Posche 996	Blue	IP1	SCCBC	CACC		1:18.061	1:17.652
14	08	Carlos Tesler-Mabe	Vancouver,BC	Acura Integra R	White/Yellow	IP2	SCCBC	SCCA	BMW STORE	1:18.253	1:18.031
15	7	Bill Okell	Victoria,BC	MG B-Roadster	Red, Silver, Blu	GTU	SCCBC	CACC	Fram Oil Filters, Autolite Spark Plugs, RTR Trailer Mart,	1:18.404	1:18.306
16	29	Jason Ratzlaff	Abbotsford,BC	Chev Monte Ca	Yellow and Bla	GT1	SCCBC	CACC	ProFormance Racing, MetroCan Construction, Pennzoil	1:20.232	1:19.027
17	5	Ryan O'Connor	Vancouver,BC	BMW 325is	Blue	IP2	SCCBC	CACC	Woodhouse & Associates	1:19.787	1:19.112
18	72	David Stenner	Port Coquitlam,B	Acura GSR	Silver	IP2	SCCBC	CACC	Westmount Motors, Gord Rons Autometal	1:19.368	1:19.341
19	46	Garry Bone	Vancouver,BC	Honda S2000	White	IP2	SCCBC	CACC	Puma, Livestock, Blitzkrieg Autowerks, Proper Design	1:19.511	1:19.394
20	107	Jim McAdie	Burnaby, BC	BMW 325is	White/Red	IP2	SCCBC	CACC	CG Motorsports/Driver's Edge	1:19.943	1:19.483
21	81	Dennis Repel	N.Vancouver,BC	Camaro Iroc	Red/White	IPA	SCCBC	CACC	Canada Engines/New Planet Collision/ Remington Park	1:20.867	1:20.282
22	146	Lester Soman	Garibaldi Highlan	Ford SHO	Black	IPA	SCCBC	CACC	Shoman Autosport, Paradise Fabrication, Century Signs	1:20.358	1:20.354
23	24	Scott Edwards	Abbotsford,BC	Chev Monte Ca	Black and Red	GT1	SCCBC	CACC	ProFormance Racing, Greenhouse Delight, K&N Filters,	1:33.918	1:20.689
24	83	Chris Doodson	Port Coquitlam,B	Acura Integra	Red / White	IP2	SCCBC	CACC		1:21.939	1:21.462
25	33	Adam Ingram	Vancouver	Honda CRX Si	Blue	GTU	SCCBC	CACC		1:21.832	1:21.545
26	177	Donato DeSandoli	Nakusp,BC	Dodge Neon	White	IP2	SCCBC	CACC	Kootenay Chrysler	1:23.437	1:23.270
27	14	Gary Mathies	Abbotsford, BC	Chevrolet Mont	Blue	GT1	SCCBC	CACC	ProFormance Racing, Seattle Tool, Greenhouse Delight,	----	----
28	142	Kevin Engellard	Kamloops	Pontiac Grand	Black/Yello	GT1	SCCBC	CACC		----	----
29	117	Jack Ondrack	Spruce Grove Alb	Acura Integra	Red	GT2	NASCC	ASN/FI	Boreal Laser	----	----
30	17	Morgan Mansfield	West Vancouver	Mazda RX7	Green/White/RGTM		SCCBC	CACC		----	----
31	71	Branko Turic	Vancouver,BC	VW Rabbit	Blue	GTU	SCCBC	CACC	AMOC-Automotorsport	----	----
32	90	Keith Robinson	Abbotsford,BC	CRX	Blu and Yellow	GTU	SCCBC	CACC	K&G Auto Recyclers	----	----
33	60	WC Storms	Maple Ridge,BC	Mazda Miata	Green	GTU	SCCBC	CACC	WCS Motorsports	----	----

COMMENTS: **Closed Wheel 1 Race #2 Qualifying  
Revised Driver Info for Car 04**



STEWARDS: \_\_\_\_\_

31/05/2009 11:31:59 AM

TIMING & SCORING: \_\_\_\_\_


Closed Wheel 1

CW1 Race 2

Race

Mission Raceway Park 2.120 Km

31/05/2009 02:40 PM



Lap	Lap Tm	Diff	Time of Day
<b>(74) Peter Weedon</b>			
1	1:21.239	+7.858	15:08:21.827
2	1:13.866	+0.485	15:09:35.693
3	1:15.553	+2.172	15:10:51.246
4	1:14.576	+1.195	15:12:05.822
5	1:19.235	+5.854	15:13:25.057
p6	26:18.350	+25:04.969	15:39:43.407
7	2:25.732	+1:12.351	15:42:09.139
8	1:14.825	+1.444	15:43:23.964
9	1:13.699	+0.318	15:44:37.663
10	1:14.771	+1.390	15:45:52.434
11	1:14.575	+1.194	15:47:07.009
12	1:14.226	+0.845	15:48:21.235
13	1:13.381	-	15:49:34.616
14	1:14.509	+1.128	15:50:49.125
15	1:13.826	+0.445	15:52:02.951
16	1:15.181	+1.800	15:53:18.132
17	1:16.952	+3.571	15:54:35.084

Lap	Lap Tm	Diff	Time of Day
<b>(42) Lyle Paulson</b>			
1	1:18.978	+4.475	15:08:20.759
2	1:14.619	+0.116	15:09:35.378
3	1:16.780	+2.277	15:10:52.158
4	1:14.762	+0.259	15:12:06.920
5	1:19.463	+4.960	15:13:26.383
p6	26:20.842	+25:06.339	15:39:47.225
7	2:22.353	+1:07.850	15:42:09.578
8	1:17.473	+2.970	15:43:27.051
9	1:14.913	+0.410	15:44:41.964
10	1:15.787	+1.284	15:45:57.751
11	1:14.503	-	15:47:12.254
12	1:14.519	+0.016	15:48:26.773
13	1:14.505	+0.002	15:49:41.278
14	1:14.829	+0.326	15:50:56.107
15	1:16.925	+2.422	15:52:13.032
16	1:14.548	+0.045	15:53:27.580
17	1:15.298	+0.795	15:54:42.878

Lap	Lap Tm	Diff	Time of Day
<b>(94) Chris Chamberlain</b>			
1	1:20.014	+6.001	15:08:21.433
2	1:16.271	+2.258	15:09:37.704
3	1:15.442	+1.429	15:10:53.146
4	1:15.135	+1.122	15:12:08.281
5	1:19.045	+5.032	15:13:27.326
p6	26:21.372	+25:07.359	15:39:48.698
7	2:21.362	+1:07.349	15:42:10.060
8	1:15.848	+1.835	15:43:25.908
9	1:14.964	+0.951	15:44:40.872
10	1:15.865	+1.852	15:45:56.737
11	1:15.176	+1.163	15:47:11.913
12	1:14.013	-	15:48:25.926
13	1:14.971	+0.958	15:49:40.897
14	1:14.842	+0.829	15:50:55.739
15	1:16.023	+2.010	15:52:11.762
16	1:14.655	+0.642	15:53:26.417
17	1:19.563	+5.550	15:54:45.980

Lap	Lap Tm	Diff	Time of Day
<b>(03) Mike Gibson</b>			
1	1:22.347	+7.656	15:08:24.767
2	1:17.344	+2.653	15:09:42.111

Lap	Lap Tm	Diff	Time of Day
3	1:15.822	+1.131	15:10:57.933
4	1:15.273	+0.582	15:12:13.206
5	1:19.971	+5.280	15:13:33.177
p6	26:17.913	+25:03.222	15:39:51.090
7	2:22.505	+1:07.814	15:42:13.595
8	1:16.445	+1.754	15:43:30.040
9	1:15.091	+0.400	15:44:45.131
10	1:15.181	+0.490	15:46:00.312
11	1:14.691	-	15:47:15.003
12	1:15.616	+0.925	15:48:30.619
13	1:16.054	+1.363	15:49:46.673
14	1:16.776	+2.085	15:51:03.449
15	1:16.560	+1.869	15:52:20.009
16	1:16.579	+1.888	15:53:36.588
17	1:16.558	+1.867	15:54:53.146

Lap	Lap Tm	Diff	Time of Day
<b>(9) Mark Voth</b>			
1	1:21.431	+5.634	15:08:23.749
2	1:17.609	+1.812	15:09:41.358
3	1:16.122	+0.325	15:10:57.480
4	1:16.677	+0.880	15:12:14.157
5	1:19.828	+4.031	15:13:33.985
p6	26:19.867	+25:04.070	15:39:53.852
7	2:20.391	+1:04.594	15:42:14.243
8	1:16.633	+0.836	15:43:30.876
9	1:15.797	-	15:44:46.673
10	1:16.808	+1.011	15:46:03.481
11	1:16.181	+0.384	15:47:19.662
12	1:16.665	+0.868	15:48:36.327
13	1:16.311	+0.514	15:49:52.638
14	1:16.181	+0.384	15:51:08.819
15	1:16.020	+0.223	15:52:24.839
16	1:16.360	+0.563	15:53:41.199
17	1:16.252	+0.455	15:54:57.451

Lap	Lap Tm	Diff	Time of Day
<b>(782) Doug Yip</b>			
1	1:17.145	+2.904	15:08:18.470
2	1:16.168	+1.927	15:09:34.638
3	1:16.064	+1.823	15:10:50.702
4	1:14.935	+0.694	15:12:05.637
5	1:18.807	+4.566	15:13:24.444
p6	26:17.037	+25:02.796	15:39:41.481
7	2:27.286	+1:13.045	15:42:08.767
8	1:14.539	+0.298	15:43:23.306
9	1:14.241	-	15:44:37.547
10	1:30.936	+16.695	15:46:08.483
11	1:16.550	+2.309	15:47:25.033
12	1:16.388	+2.147	15:48:41.421
13	1:16.267	+2.026	15:49:57.688
14	1:15.572	+1.331	15:51:13.260
15	1:16.506	+2.265	15:52:29.766
16	1:16.063	+1.822	15:53:45.829
17	1:17.553	+3.312	15:55:03.382

Lap	Lap Tm	Diff	Time of Day
<b>(24) Scott Edwards</b>			
1	1:24.641	+9.111	15:08:30.485
2	1:21.975	+6.445	15:09:52.460
3	1:16.674	+1.144	15:11:09.134
4	1:17.418	+1.888	15:12:26.552
5	1:19.926	+4.396	15:13:46.478
p6	26:19.030	+25:03.500	15:40:05.508

Lap	Lap Tm	Diff	Time of Day
7	2:12.861	+57.331	15:42:18.369
8	1:17.674	+2.144	15:43:36.043
9	1:17.664	+2.134	15:44:53.707
10	1:17.122	+1.592	15:46:10.829
11	1:16.865	+1.335	15:47:27.694
12	1:15.623	+0.093	15:48:43.317
13	1:15.683	+0.153	15:49:59.000
14	1:15.530	-	15:51:14.530
15	1:16.051	+0.521	15:52:30.581
16	1:16.052	+0.522	15:53:46.633
17	1:17.383	+1.853	15:55:04.016

Lap	Lap Tm	Diff	Time of Day
<b>(59) Lorenzo Constantino</b>			
1	1:27.455	+11.158	15:08:34.363
2	1:19.762	+3.465	15:09:54.125
3	1:18.489	+2.192	15:11:12.614
4	1:17.976	+1.679	15:12:30.590
5	1:19.910	+3.613	15:13:50.500
p6	26:19.607	+25:03.310	15:40:10.107
7	2:11.338	+55.041	15:42:21.445
8	1:17.284	+0.987	15:43:38.729
9	1:16.898	+0.601	15:44:55.627
10	1:17.694	+1.397	15:46:13.321
11	1:16.917	+0.620	15:47:30.238
12	1:17.205	+0.908	15:48:47.443
13	1:16.577	+0.280	15:50:04.020
14	1:16.925	+0.628	15:51:20.945
15	1:16.297	-	15:52:37.242
16	1:16.506	+0.209	15:53:53.748
17	1:18.688	+2.391	15:55:12.436

Lap	Lap Tm	Diff	Time of Day
<b>(04) Michael Ainsworth</b>			
1	1:23.816	+6.890	15:08:26.730
2	1:19.570	+2.644	15:09:46.300
3	1:18.501	+1.575	15:11:04.801
4	1:18.725	+1.799	15:12:23.526
5	1:20.983	+4.057	15:13:44.509
p6	26:16.745	+24:59.819	15:40:01.254
7	2:15.944	+59.018	15:42:17.198
8	1:18.272	+1.346	15:43:35.470
9	1:17.892	+0.966	15:44:53.362
10	1:17.078	+0.152	15:46:10.440
11	1:18.147	+1.221	15:47:28.587
12	1:17.770	+0.844	15:48:46.357
13	1:17.329	+0.403	15:50:03.686
14	1:16.926	-	15:51:20.612
15	1:17.513	+0.587	15:52:38.125
16	1:17.838	+0.912	15:53:55.963
17	1:18.848	+1.922	15:55:14.811

Lap	Lap Tm	Diff	Time of Day
<b>(99) Rocky Elli</b>			
1	1:20.407	+3.049	15:08:23.473
2	1:17.905	+0.547	15:09:41.378
3	1:19.328	+1.970	15:11:00.706
4	1:18.156	+0.798	15:12:18.862
5	1:21.245	+3.887	15:13:40.107
p6	26:18.407	+25:01.049	15:39:58.514
7	2:16.925	+59.567	15:42:15.439
8	1:17.729	+0.371	15:43:33.168
9	1:17.358	-	15:44:50.526
10	1:18.969	+1.611	15:46:09.495



Closed Wheel 1

CW1 Race 2

Race

Mission Raceway Park 2.120 Km

31/05/2009 02:40 PM



Lap	Lap Tm	Diff	Time of Day
11	1:17.931	+0.573	15:47:27.426
12	1:19.852	+2.494	15:48:47.278
13	1:18.937	+1.579	15:50:06.215
14	1:19.031	+1.673	15:51:25.246
15	1:19.340	+1.982	15:52:44.586
16	1:19.981	+2.623	15:54:04.567
17	1:21.060	+3.702	15:55:25.627

(5) Ryan O'Connor

Lap	Lap Tm	Diff	Time of Day
1	1:25.387	+6.763	15:08:30.185
2	1:23.602	+4.978	15:09:53.787
3	1:20.565	+1.941	15:11:14.352
4	1:20.590	+1.966	15:12:34.942
5	1:22.600	+3.976	15:13:57.542
p6	26:13.776	+24:55.152	15:40:11.318
7	2:11.022	+52.398	15:42:22.340
8	1:19.841	+1.217	15:43:42.181
9	1:18.776	+0.152	15:45:00.957
10	1:18.734	+0.110	15:46:19.691
11	1:18.824	+0.200	15:47:38.515
12	1:18.624	-	15:48:57.139
13	1:19.257	+0.633	15:50:16.396
14	1:20.531	+1.907	15:51:36.927
15	1:20.418	+1.794	15:52:57.345
16	1:19.999	+1.375	15:54:17.344
17	1:21.705	+3.081	15:55:39.049

(46) Garry Bone

Lap	Lap Tm	Diff	Time of Day
1	1:26.660	+7.045	15:08:31.982
2	1:22.195	+2.580	15:09:54.177
3	1:21.069	+1.454	15:11:15.246
4	1:20.651	+1.036	15:12:35.897
5	1:22.967	+3.352	15:13:58.864
p6	26:17.850	+24:58.235	15:40:16.714
7	2:06.824	+47.209	15:42:23.538
8	1:20.294	+0.679	15:43:43.832
9	1:20.113	+0.498	15:45:03.945
10	1:19.615	-	15:46:23.560
11	1:20.074	+0.459	15:47:43.634
12	1:20.570	+0.955	15:49:04.204
13	1:20.443	+0.828	15:50:24.647
14	1:20.234	+0.619	15:51:44.881
15	1:20.747	+1.132	15:53:05.628
16	1:20.796	+1.181	15:54:26.424
17	1:20.332	+0.717	15:55:46.756

(72) David Stenner

Lap	Lap Tm	Diff	Time of Day
1	1:25.008	+5.017	15:08:30.013
2	1:22.248	+2.257	15:09:52.261
3	1:20.500	+0.509	15:11:12.761
4	1:22.025	+2.034	15:12:34.786
5	1:23.822	+3.831	15:13:58.608
p6	26:15.841	+24:55.850	15:40:14.449
7	2:08.687	+48.696	15:42:23.136
8	1:19.991	-	15:43:43.127
9	1:20.706	+0.715	15:45:03.833
10	1:20.818	+0.827	15:46:24.651
11	1:20.146	+0.155	15:47:44.797
12	1:20.157	+0.166	15:49:04.954
13	1:20.227	+0.236	15:50:25.181
14	1:20.395	+0.404	15:51:45.576

Lap	Lap Tm	Diff	Time of Day
15	1:20.789	+0.798	15:53:06.365
16	1:20.858	+0.867	15:54:27.223
17	1:20.058	+0.067	15:55:47.281

(29) Jason Ratzlaff

Lap	Lap Tm	Diff	Time of Day
1	1:21.633	+4.032	15:08:25.670
2	1:19.774	+2.173	15:09:45.444
3	1:18.124	+0.523	15:11:03.568
4	1:20.403	+2.802	15:12:23.971
5	1:21.650	+4.049	15:13:45.621
p6	26:17.792	+25:00.191	15:40:03.413
7	2:15.838	+58.237	15:42:19.251
8	1:17.875	+0.274	15:43:37.126
9	1:17.601	-	15:44:54.727
10	1:17.888	+0.287	15:46:12.615
11	1:18.087	+0.486	15:47:30.702
12	1:18.169	+0.568	15:48:48.871
13	1:20.243	+2.642	15:50:09.114
14	1:27.631	+10.030	15:51:36.745
15	1:26.680	+9.079	15:53:03.425
16	1:25.095	+7.494	15:54:28.520
17	1:18.989	+1.388	15:55:47.509

(103) Bryan Holyk

Lap	Lap Tm	Diff	Time of Day
1	1:29.339	+10.436	15:08:33.005
2	1:21.585	+2.682	15:09:54.590
3	1:22.718	+3.815	15:11:17.308
4	1:26.421	+7.518	15:12:43.729
5	1:27.780	+8.877	15:14:11.509
p6	26:08.869	+24:49.966	15:40:20.378
7	2:06.016	+47.113	15:42:26.394
8	1:21.041	+2.138	15:43:47.435
9	1:19.994	+1.091	15:45:07.429
10	1:20.352	+1.449	15:46:27.781
11	1:20.334	+1.431	15:47:48.115
12	1:19.685	+0.782	15:49:07.800
13	1:19.571	+0.668	15:50:27.371
14	1:19.203	+0.300	15:51:46.574
15	1:20.297	+1.394	15:53:06.871
16	1:24.474	+5.571	15:54:31.345
17	1:18.903	-	15:55:50.248

(7) Bill Okell

Lap	Lap Tm	Diff	Time of Day
1	1:23.361	+4.274	15:08:27.901
2	1:19.656	+0.569	15:09:47.557
3	1:19.452	+0.365	15:11:07.009
4	1:19.087	-	15:12:26.096
5	1:24.130	+5.043	15:13:50.226
p6	26:47.652	+25:28.565	15:40:37.878
7	1:52.687	+33.600	15:42:30.565
8	1:20.578	+1.491	15:43:51.143
9	1:19.531	+0.444	15:45:10.674
10	1:19.569	+0.482	15:46:30.243
11	1:20.100	+1.013	15:47:50.343
12	1:19.523	+0.436	15:49:09.866
13	1:19.123	+0.036	15:50:28.989
14	1:21.018	+1.931	15:51:50.007
15	1:19.538	+0.451	15:53:09.545
16	1:22.795	+3.708	15:54:32.340
17	1:20.620	+1.533	15:55:52.960

(146) Lester Soman

Lap	Lap Tm	Diff	Time of Day
1	1:27.509	+7.364	15:08:33.725
2	1:21.610	+1.465	15:09:55.335
3	1:21.182	+1.037	15:11:16.517
4	1:22.179	+2.034	15:12:38.696
5	1:31.456	+11.311	15:14:10.152
p6	26:08.415	+24:48.270	15:40:18.567
7	2:06.735	+46.590	15:42:25.302
8	1:20.827	+0.682	15:43:46.129
9	1:20.198	+0.053	15:45:06.327
10	1:20.471	+0.326	15:46:26.798
11	1:20.213	+0.068	15:47:47.011
12	1:20.145	-	15:49:07.156
13	1:21.058	+0.913	15:50:28.214
14	1:22.847	+2.702	15:51:51.061
15	1:23.371	+3.226	15:53:14.432
16	1:21.921	+1.776	15:54:36.353

(83) Chris Doodson

Lap	Lap Tm	Diff	Time of Day
1	1:28.650	+7.045	15:08:35.413
2	1:22.416	+0.811	15:09:57.829
3	1:22.318	+0.713	15:11:20.147
4	1:23.734	+2.129	15:12:43.881
5	1:31.915	+10.310	15:14:15.796
p6	26:06.513	+24:44.908	15:40:22.309
7	2:04.738	+43.133	15:42:27.047
8	1:22.492	+0.887	15:43:49.539
9	1:22.580	+0.975	15:45:12.119
10	1:22.357	+0.752	15:46:34.476
11	1:23.244	+1.639	15:47:57.720
12	1:22.040	+0.435	15:49:19.760
13	1:21.605	-	15:50:41.365
14	1:22.092	+0.487	15:52:03.457
15	1:22.210	+0.605	15:53:25.667
16	1:22.632	+1.027	15:54:48.299

(33) Adam Ingram

Lap	Lap Tm	Diff	Time of Day
1	1:29.326	+7.713	15:08:36.036
2	1:22.252	+0.639	15:09:58.288
3	1:22.313	+0.700	15:11:20.601
4	1:24.023	+2.410	15:12:44.624
5	1:32.399	+10.786	15:14:17.023
p6	26:06.850	+24:45.237	15:40:23.873
7	2:04.758	+43.145	15:42:28.631
8	1:22.329	+0.716	15:43:50.960
9	1:22.099	+0.486	15:45:13.059
10	1:21.950	+0.337	15:46:35.009
11	1:22.303	+0.690	15:47:57.312
12	1:21.870	+0.257	15:49:19.182
13	1:21.613	-	15:50:40.795
14	1:22.294	+0.681	15:52:03.089
15	1:23.165	+1.552	15:53:26.254
16	1:22.917	+1.304	15:54:49.171

(177) Donato DeSandoli

Lap	Lap Tm	Diff	Time of Day
1	1:29.017	+5.206	15:08:36.906
2	1:24.232	+0.421	15:10:01.138
3	1:24.314	+0.503	15:11:25.452
4	1:24.765	+0.954	15:12:50.217
5	1:33.647	+9.836	15:14:23.864
p6	26:01.708	+24:37.897	15:40:25.572



Lap	Lap Tm	Diff	Time of Day
7	2:03.733	+39.922	15:42:29.305
8	1:24.389	+0.578	15:43:53.694
9	1:23.904	+0.093	15:45:17.598
10	1:24.558	+0.747	15:46:42.156
11	1:23.973	+0.162	15:48:06.129
12	1:23.811	-	15:49:29.940
13	1:25.247	+1.436	15:50:55.187
14	1:25.313	+1.502	15:52:20.500
15	1:24.934	+1.123	15:53:45.434
16	1:27.907	+4.096	15:55:13.341

(08) Carlos Tesler-Mabe

1	1:23.420	+4.705	15:08:27.445
2	1:19.732	+1.017	15:09:47.177
3	1:18.850	+0.135	15:11:06.027
4	1:19.210	+0.495	15:12:25.237
5	1:23.076	+4.361	15:13:48.313
p6	26:20.590	+25:01.875	15:40:08.903
7	2:11.865	+53.150	15:42:20.768
8	1:19.957	+1.242	15:43:40.725
9	1:18.715	-	15:44:59.440
10	1:19.188	+0.473	15:46:18.628
11	1:19.256	+0.541	15:47:37.884
12	1:19.063	+0.348	15:48:56.947
13	1:19.280	+0.565	15:50:16.227
14	1:20.813	+2.098	15:51:37.040
15	1:24.213	+5.498	15:53:01.253

(702) Tracey Pearson

1	1:17.652	+3.058	15:08:19.015
2	1:16.198	+1.604	15:09:35.213
3	1:15.828	+1.234	15:10:51.041
4	1:15.570	+0.976	15:12:06.611
5	1:19.208	+4.614	15:13:25.819
p6	26:19.431	+25:04.837	15:39:45.250
7	2:24.201	+1:09.607	15:42:09.451
8	1:16.099	+1.505	15:43:25.550
9	1:15.990	+1.396	15:44:41.540
10	1:14.594	-	15:45:56.134
11	1:15.658	+1.064	15:47:11.792

(81) Dennis Repel

1	1:24.023	+3.144	15:08:29.513
2	1:21.558	+0.679	15:09:51.071
3	1:20.879	-	15:11:11.950

(122) Steve Paquette

1	1:16.861	-	15:08:17.373
---	----------	---	--------------

Lap	Lap Tm	Diff	Time of Day
-----	--------	------	-------------

Lap	Lap Tm	Diff	Time of Day
-----	--------	------	-------------




**May Madness Weekend  
SCCBC  
MISSION RACEWAY PARK  
OFFICIAL RACE RESULTS**

**Sanction # CACC  
Track Length: 2.12 Km.**

**CW1**

**May 30-31,2009**

POS	CAR	DRIVER	TOWN	MAKE	COLOUR	LAPS	O/A	CLUB	LICENSE	SPONSOR	FASTLAP
<b>GT1</b>											
1	74	Peter Weedon	Prince George,BC	Pontiac Firebird	Red	17	1	SCCBC	ICSC	Kool Coat Ceramic Coatings & Kenwood	1:13.381
2	42	Lyle Paulson	Vernon, BC	Chevrolet Monte Ca	Black	17	2	SCCBC	SCCA	ProFormance Racing, MetroCan Construction, L&S Hol	1:14.503
3	9	Mark Voth	Abbotsford, BC	Chevrolet Monte Ca	Black	17	5	SCCBC	CACC	Proformance Racing, Seattle Tool, K&N Filters, Childr	1:15.797
4	782	Doug Yip	North Vancouver, BC	Ford Mustang	Red	17	6	SCCBC	CACC	Engines of Interest	1:14.241
5	24	Scott Edwards	Abbotsford,BC	Chev Monte Carlo	Black and Red	17	7	SCCBC	CACC	ProFormance Racing, Greenhouse Delight, K&N Filter	1:15.530
6	29	Jason Ratzlaff	Abbotsford,BC	Chev Monte Carlo	Yellow and Blac	17	14	SCCBC	CACC	ProFormance Racing, MetroCan Construction, Pennzoi	1:17.601
DNF	702	Tracey Pearson	New Westminster,B	Mazda Miata	Red	11	DNF	SCCBC	CACC	Metro Testing & Specialty Engineering	1:14.594
DNF	122	Steve Paquette	North Vancouver,BC	Porsche Twin Turbo	Red	1	DNF	SCCBC	CACC	Bullet Racing MB Euromotors	1:16.861
DNS	14	Gary Mathies	Abbotsford, BC	Chevrolet Monte Ca	Blue	0	DNS	SCCBC	CACC	ProFormance Racing, Seattle Tool, Greenhouse Deligh	---
DNS	66	Richard Eagan	Vancouver,BC	Pont G.P.	Blue	0	DNS	SCCBC	CACC	P.P.1 Camera Corp/21 Century Aliment/ Petersen Tra	---
DNS	142	Kevin Engellard	Kamloops	Pontiac Grand Prix	Black/Yello	0	DNS	SCCBC	CACC		---
<b>GT2</b>											
DNS	117	Jack Ondrack	Spruce Grove Albert	Acura Integra	Red	0	DNS	NASCC	ASN/	Boreal Laser	---
<b>GT3</b>											
1	03	Mike Gibson	Langley, BC	Nissan 240SX	yellow	17	4	Cascad	ICSC	fonebooth-outlawbrakes-	1:14.691
<b>GTM</b>											
DNS	17	Morgan Mansfield	West Vancouver	Mazda RX7	Green/White/Re	0	DNS	SCCBC	CACC		---
<b>GTU</b>											
1	7	Bill Okell	Victoria,BC	MG B-Roadster	Red, Silver, Blu	17	16	SCCBC	CACC	Fram Oil Filters, Autolite Spark Plugs, RTR Trailer Mar	1:19.087
2	33	Adam Ingram	Vancouver	Honda CRX Si	Blue	16	19	SCCBC	CACC		1:21.613
DNS	60	WC Storms	Maple Ridge,BC	Mazda Miata	Green	0	DNS	SCCBC	CACC	WCS Motorsports	---
DNS	71	Branko Turic	Vancouver,BC	VW Rabbit	Blue	0	DNS	SCCBC	CACC	AMOC-Automotorsport	---
DNS	90	Keith Robinson	Abbotsford,BC	CRX	Blu and Yellow	0	DNS	SCCBC	CACC	K&G Auto Recyclers	---
<b>IP1</b>											
1	94	Chris Chamberlain	Calgary,AB	Chevrolet Corvette	White	17	3	SCCBC	CACC	Davenport Motorsports, HRE	1:14.013
2	59	Lorenzo Constantino	Burnaby, BC	Porsche 944	Red	17	8	SCCBC	CACC		1:16.297
3	04	Michael Ainsworth	Vancouver, BC	Porsche 996	Red	17	9	SCCBC	CACC	Bullet Racing MB Euromotors	1:16.926
4	99	Rocky Elli	Vancouver, BC	BMW 330i	White	17	10	SCCBC	SCCA	The BMW Store	1:17.358
5	103	Bryan Holyk	Coquitlam,BC	Posche 996	Blue	17	15	SCCBC	CACC		1:18.903
<b>IP2</b>											
1	5	Ryan O'Connor	Vancouver,BC	BMW 325is	Blue	17	11	SCCBC	CACC	Woodhouse & Associates	1:18.624
2	46	Garry Bone	Vancouver,BC	Honda S2000	White	17	12	SCCBC	CACC	Puma, Livestock, Blitzkrieg Autowerks, Proper Desig	1:19.615
3	72	David Stenner	Port Coquitlam,BC	Acura GSR	Silver	17	13	SCCBC	CACC	Westmount Motors, Gord Rons Autometal	1:19.991
4	83	Chris Doodson	Port Coquitlam,BC	Acura Integra	Red / White	16	18	SCCBC	CACC		1:21.605
5	177	Donato DeSandoli	Nakusp,BC	Dodge Neon	White	16	20	SCCBC	CACC	Kootenay Chrysler	1:23.811
DNF	08	Carlos Tesler-Mabe	Vancouver,BC	Acura Integra R	White/Yellow	15	DNF	SCCBC	SCCA	BMW STORE	1:18.715
DNS	107	Jim McAdie	Burnaby, BC	BMW 325is	White/Red	0	DNS	SCCBC	CACC	CG Motorsports/Driver's Edge	---
<b>IPA</b>											
1	146	Lester Soman	Garibaldi Highlands,	Ford SHO	Black	16	17	SCCBC	CACC	Shoman Autosport, Paradise Fabrication, Century Sig	1:20.145
DNF	81	Dennis Repel	N.Vancouver,BC	Camaro Iroc	Red/White	3	DNF	SCCBC	CACC	Canada Engines/New Planet Collision/ Remington Par	1:20.879

**TOTAL IN GROUP= 33**

COMMENTS: **Closed Wheel 1 Race 2 Sunday**



*[Handwritten Signature]*

STEWARDS: \_\_\_\_\_

**May 31, 2009 3:59:38 PM**

TIMING & SCORING: \_\_\_\_\_