


Closed Wheel 2

CW2 Practice 1

Practice

Mission Raceway Park 2.120 Km

30/05/2009 10:30 AM



Lap	Lap Tm	Diff	Time of Day
(702) Harry Watson			
1	1:53.182	+38.004	10:46:36.117
2	1:32.338	+17.160	10:48:08.455
3	1:22.845	+7.667	10:49:31.300
4	1:19.111	+3.933	10:50:50.411
5	1:16.793	+1.615	10:52:07.204
6	1:17.309	+2.131	10:53:24.513
7	1:16.500	+1.322	10:54:41.013
8	1:16.677	+1.499	10:55:57.690
9	1:17.290	+2.112	10:57:14.980
10	1:15.178	-	10:58:30.158

Lap	Lap Tm	Diff	Time of Day
(94)			
1	1:57.828	+41.830	10:46:28.321
2	1:24.113	+8.115	10:47:52.434
3	1:21.119	+5.121	10:49:13.553
4	1:16.143	+0.145	10:50:29.696
5	1:17.586	+1.588	10:51:47.282
6	1:16.155	+0.157	10:53:03.437
7	1:17.383	+1.385	10:54:20.820
8	1:15.998	-	10:55:36.818
9	1:17.228	+1.230	10:56:54.046
10	1:16.525	+0.527	10:58:10.571

Lap	Lap Tm	Diff	Time of Day
(7) Jack Ondrack			
1	1:40.858	+22.621	10:45:51.223
2	1:33.055	+14.818	10:47:24.278
3	1:22.402	+4.165	10:48:46.680
4	1:23.326	+5.089	10:50:10.006
5	1:18.237	-	10:51:28.243
6	2:56.146	+1:37.909	10:54:24.389
7	1:29.775	+11.538	10:55:54.164
8	1:21.272	+3.035	10:57:15.436

Lap	Lap Tm	Diff	Time of Day
(37) John Cartwright			
1	1:46.495	+27.563	10:46:09.371
2	1:22.312	+3.380	10:47:31.683
3	1:20.842	+1.910	10:48:52.525
4	1:21.264	+2.332	10:50:13.789
5	1:20.032	+1.100	10:51:33.821
6	1:22.247	+3.315	10:52:56.068
7	1:19.599	+0.667	10:54:15.667
8	1:19.368	+0.436	10:55:35.035
9	1:22.210	+3.278	10:56:57.245
10	1:18.932	-	10:58:16.177

Lap	Lap Tm	Diff	Time of Day
(46) Garry Bone			
1	1:58.021	+38.603	10:46:43.779
2	1:25.989	+6.571	10:48:09.768
3	1:23.430	+4.012	10:49:33.198
4	1:22.701	+3.283	10:50:55.899
5	1:20.955	+1.537	10:52:16.854
6	1:21.120	+1.702	10:53:37.974
7	1:19.418	-	10:54:57.392
8	1:21.081	+1.663	10:56:18.473
9	1:28.274	+8.856	10:57:46.747

Lap	Lap Tm	Diff	Time of Day
(12) WC Storms			
1	2:01.283	+41.146	10:46:27.478
2	1:24.277	+4.140	10:47:51.755

Lap	Lap Tm	Diff	Time of Day
3	1:21.965	+1.828	10:49:13.720
4	1:20.915	+0.778	10:50:34.635
5	1:21.615	+1.478	10:51:56.250
6	1:20.137	-	10:53:16.387
7	1:20.466	+0.329	10:54:36.853

Lap	Lap Tm	Diff	Time of Day
(131) Martin Berryman			
1	1:37.498	+17.263	10:45:55.018
2	1:20.617	+0.382	10:47:15.635
3	1:20.235	-	10:48:35.870
4	1:20.615	+0.380	10:49:56.485
5	1:20.540	+0.305	10:51:17.025
6	1:21.483	+1.248	10:52:38.508
7	1:20.493	+0.258	10:53:59.001
8	1:20.294	+0.059	10:55:19.295
9	1:20.638	+0.403	10:56:39.933
10	1:20.754	+0.519	10:58:00.687

Lap	Lap Tm	Diff	Time of Day
(708) Victor Harvey			
1	1:53.888	+33.170	10:46:49.347
2	1:34.042	+13.324	10:48:23.389
3	1:22.149	+1.431	10:49:45.538
4	1:24.712	+3.994	10:51:10.250
5	1:21.846	+1.128	10:52:32.096
6	1:20.804	+0.086	10:53:52.900
7	1:20.718	-	10:55:13.618
8	1:20.846	+0.128	10:56:34.464
9	1:22.273	+1.555	10:57:56.737

Lap	Lap Tm	Diff	Time of Day
(5) Ryan O'Connor			
1	1:53.181	+32.396	10:46:34.174
2	1:27.072	+6.287	10:48:01.246
3	1:27.481	+6.696	10:49:28.727
4	1:22.541	+1.756	10:50:51.268
5	1:21.538	+0.753	10:52:12.806
6	1:23.533	+2.748	10:53:36.339
7	1:20.785	-	10:54:57.124

Lap	Lap Tm	Diff	Time of Day
(33) Burton Reynolds			
1	2:07.011	+45.964	10:46:26.761
2	1:24.665	+3.618	10:47:51.426
3	1:21.888	+0.841	10:49:13.314
4	1:21.695	+0.648	10:50:35.009
5	1:21.453	+0.406	10:51:56.462
6	1:21.047	-	10:53:17.509

Lap	Lap Tm	Diff	Time of Day
(08)			
1	1:53.329	+32.271	10:46:43.115
2	1:26.262	+5.204	10:48:09.377
3	1:21.334	+0.276	10:49:30.711
4	1:21.058	-	10:50:51.769

Lap	Lap Tm	Diff	Time of Day
(19) Cory Wong			
1	1:56.657	+34.475	10:46:21.455
2	1:25.349	+3.167	10:47:46.804
3	1:22.748	+0.566	10:49:09.552
4	1:22.182	-	10:50:31.734
5	1:24.612	+2.430	10:51:56.346
6	1:22.979	+0.797	10:53:19.325

(103)

Lap	Lap Tm	Diff	Time of Day
p1	2:46.533	+1:23.609	10:47:14.994
2	1:34.691	+11.767	10:48:49.685
3	1:24.351	+1.427	10:50:14.036
4	1:30.369	+7.445	10:51:44.405
5	1:24.165	+1.241	10:53:08.570
6	1:22.924	-	10:54:31.494
7	1:25.270	+2.346	10:55:56.764
8	1:24.062	+1.138	10:57:20.826
9	1:25.246	+2.322	10:58:46.072

Lap	Lap Tm	Diff	Time of Day
(60) Norm Shaw			
1	2:06.163	+40.734	10:46:27.508
2	1:29.260	+3.831	10:47:56.768
3	1:26.192	+0.763	10:49:22.960
4	1:25.429	-	10:50:48.389
5	1:27.665	+2.236	10:52:16.054
6	1:26.881	+1.452	10:53:42.935
7	1:25.896	+0.467	10:55:08.831
8	1:25.501	+0.072	10:56:34.332
9	1:27.728	+2.299	10:58:02.060

Lap	Lap Tm	Diff	Time of Day
(177) Donato DeSandoli			
1	1:57.468	+32.020	10:46:33.925
2	1:31.238	+5.790	10:48:05.163
3	1:25.448	-	10:49:30.611
4	1:26.603	+1.155	10:50:57.214
5	1:26.099	+0.651	10:52:23.313
6	1:26.287	+0.839	10:53:49.600
7	1:27.974	+2.526	10:55:17.574
8	1:29.532	+4.084	10:56:47.106

Lap	Lap Tm	Diff	Time of Day
(32) Wayne McKinnon			
1	2:00.301	+34.157	10:46:32.678
2	1:36.987	+10.843	10:48:09.665
3	1:30.900	+4.756	10:49:40.565
4	1:28.765	+2.621	10:51:09.330
5	1:29.231	+3.087	10:52:38.561
6	1:28.142	+1.998	10:54:06.703
7	1:27.294	+1.150	10:55:33.997
8	1:27.657	+1.513	10:57:01.654
9	1:26.144	-	10:58:27.798

Lap	Lap Tm	Diff	Time of Day
(31) Owen Cousins			
1	1:58.672	+28.812	10:46:33.337
2	1:38.481	+8.621	10:48:11.818
3	1:29.860	-	10:49:41.678
p4	1:44.602	+14.742	10:51:26.280
5	1:31.451	+1.591	10:52:57.731

Lap	Lap Tm	Diff	Time of Day
(62) Gayle Baird			
1	1:45.500	+15.257	10:46:58.548
2	1:32.559	+2.316	10:48:31.107
3	1:33.856	+3.613	10:50:04.963
4	1:32.211	+1.968	10:51:37.174
5	1:31.262	+1.019	10:53:08.436
6	1:31.572	+1.329	10:54:40.008
7	1:31.575	+1.332	10:56:11.583
8	1:30.243	-	10:57:41.826

Lap	Lap Tm	Diff	Time of Day
(88) Craig Hunter			
1	2:12.359	+26.651	10:46:28.341





Lap	Lap Tm	Diff	Time of Day
2	1:55.340	+9.632	10:48:23.681
3	1:49.879	+4.171	10:50:13.560
4	1:45.708	-	10:51:59.268
p5	4:03.644	+2:17.936	10:56:02.912
6	1:51.201	+5.493	10:57:54.113

Lap Lap Tm Diff Time of Day

Lap Lap Tm Diff Time of Day




Closed Wheel 2

CW2 Race 1 Qualify

Qualify

Mission Raceway Park 2.120 Km

30/05/2009 12:20 PM



Lap	Lap Tm	Diff	Time of Day
(122) Steve Paquette			
1	1:41.727	+28.925	12:31:12.355
2	1:21.588	+8.786	12:32:33.943
3	1:26.096	+13.294	12:34:00.039
4	1:16.616	+3.814	12:35:16.655
5	1:15.274	+2.472	12:36:31.929
6	1:15.110	+2.308	12:37:47.039
7	1:14.767	+1.965	12:39:01.806
8	1:13.617	+0.815	12:40:15.423
9	1:12.802	-	12:41:28.225
10	1:13.398	+0.596	12:42:41.623

Lap	Lap Tm	Diff	Time of Day
(702) Harry Watson			
p1	2:37.111	+1:22.199	12:32:37.661
2	1:26.033	+11.121	12:34:03.694
3	1:16.937	+2.025	12:35:20.631
4	1:16.348	+1.436	12:36:36.979
5	1:17.084	+2.172	12:37:54.063
6	1:14.912	-	12:39:08.975
7	1:17.030	+2.118	12:40:26.005
8	1:15.450	+0.538	12:41:41.455

Lap	Lap Tm	Diff	Time of Day
(99) Rocky Elli			
1	1:29.495	+11.122	12:36:05.165
2	1:18.854	+0.481	12:37:24.019
3	1:18.373	-	12:38:42.392
4	1:18.550	+0.177	12:40:00.942
5	1:18.610	+0.237	12:41:19.552
6	1:20.239	+1.866	12:42:39.791
7	1:19.624	+1.251	12:43:59.415

Lap	Lap Tm	Diff	Time of Day
(37) John Cartwright			
1	1:36.851	+18.442	12:31:41.695
2	1:20.149	+1.740	12:33:01.844
3	1:20.519	+2.110	12:34:22.363
4	1:18.431	+0.022	12:35:40.794
5	1:18.409	-	12:36:59.203
6	1:18.659	+0.250	12:38:17.862
7	1:20.314	+1.905	12:39:38.176
8	1:18.600	+0.191	12:40:56.776
9	1:18.630	+0.221	12:42:15.406
10	1:21.439	+3.030	12:43:36.845

Lap	Lap Tm	Diff	Time of Day
(08) Carlos Tesler-Mabe			
1	1:33.594	+14.989	12:34:33.889
2	1:18.605	-	12:35:52.494
3	1:18.620	+0.015	12:37:11.114

Lap	Lap Tm	Diff	Time of Day
(46) Garry Bone			
1	2:01.181	+42.100	12:34:00.980
2	1:22.258	+3.177	12:35:23.238
3	1:26.300	+7.219	12:36:49.538
4	1:19.162	+0.081	12:38:08.700
5	1:22.104	+3.023	12:39:30.804
6	1:19.081	-	12:40:49.885
7	1:19.844	+0.763	12:42:09.729
8	1:19.574	+0.493	12:43:29.303

Lap	Lap Tm	Diff	Time of Day
(5) Ryan O'Connor			
1	1:35.702	+16.612	12:31:25.573

Lap	Lap Tm	Diff	Time of Day
2	1:20.443	+1.353	12:32:46.016
3	1:19.313	+0.223	12:34:05.329
4	1:19.090	-	12:35:24.419
5	1:27.804	+8.714	12:36:52.223
6	1:19.458	+0.368	12:38:11.681
7	1:21.010	+1.920	12:39:32.691
8	1:19.904	+0.814	12:40:52.595
9	1:27.636	+8.546	12:42:20.231
10	1:20.661	+1.571	12:43:40.892

Lap	Lap Tm	Diff	Time of Day
(131) Martin Berryman			
1	1:34.885	+15.734	12:31:20.621
2	1:20.750	+1.599	12:32:41.371
3	1:19.501	+0.350	12:34:00.872
4	1:20.534	+1.383	12:35:21.406
5	1:19.151	-	12:36:40.557
6	1:19.996	+0.845	12:38:00.553
7	1:19.482	+0.331	12:39:20.035
8	1:20.220	+1.069	12:40:40.255
9	1:19.443	+0.292	12:41:59.698
10	1:20.609	+1.458	12:43:20.307
11	1:19.475	+0.324	12:44:39.782

Lap	Lap Tm	Diff	Time of Day
(12) WC Storms			
1	1:36.376	+16.557	12:31:20.377
2	1:20.682	+0.863	12:32:41.059
3	1:20.674	+0.855	12:34:01.733
4	1:20.734	+0.915	12:35:22.467
5	1:20.268	+0.449	12:36:42.735
6	1:20.535	+0.716	12:38:03.270
7	1:19.855	+0.036	12:39:23.125
8	1:19.857	+0.038	12:40:42.982
9	1:19.819	-	12:42:02.801

Lap	Lap Tm	Diff	Time of Day
(33) Burton Reynolds			
1	1:33.598	+13.271	12:31:21.714
2	1:20.945	+0.618	12:32:42.659
3	1:20.381	+0.054	12:34:03.040
4	1:21.057	+0.730	12:35:24.097
5	1:20.361	+0.034	12:36:44.458
6	1:21.465	+1.138	12:38:05.923
7	1:20.327	-	12:39:26.250
8	1:20.813	+0.486	12:40:47.063
9	1:21.061	+0.734	12:42:08.124
10	1:21.001	+0.674	12:43:29.125

Lap	Lap Tm	Diff	Time of Day
(708) Victor Harvey			
1	1:36.368	+15.839	12:31:32.776
2	1:20.897	+0.368	12:32:53.673
3	1:20.529	-	12:34:14.202

Lap	Lap Tm	Diff	Time of Day
(19) Cory Wong			
1	1:41.413	+19.540	12:31:35.485
2	1:25.425	+3.552	12:33:00.910
3	1:23.969	+2.096	12:34:24.879
4	1:23.100	+1.227	12:35:47.979
5	1:21.873	-	12:37:09.852
6	1:22.061	+0.188	12:38:31.913
7	1:22.461	+0.588	12:39:54.374
8	1:22.647	+0.774	12:41:17.021
9	1:24.156	+2.283	12:42:41.177

Lap	Lap Tm	Diff	Time of Day
(177) Donato DeSandoli			
1	1:43.526	+20.167	12:31:50.406
2	1:25.890	+2.531	12:33:16.296
3	1:24.555	+1.196	12:34:40.851
4	1:24.177	+0.818	12:36:05.028
p5	1:54.722	+31.363	12:37:59.750
6	1:39.788	+16.429	12:39:39.538
7	1:23.359	-	12:41:02.897

Lap	Lap Tm	Diff	Time of Day
(60) Norm Shaw			
1	1:41.561	+16.418	12:31:52.761
2	1:28.544	+3.401	12:33:21.305
3	1:27.335	+2.192	12:34:48.640
4	1:25.143	-	12:36:13.783
5	1:27.394	+2.251	12:37:41.177
6	1:25.663	+0.520	12:39:06.840
7	1:25.627	+0.484	12:40:32.467
8	1:26.073	+0.930	12:41:58.540

Lap	Lap Tm	Diff	Time of Day
(32) Wayne McKinnon			
1	1:43.639	+18.488	12:31:52.413
2	1:27.346	+2.195	12:33:19.759
3	1:26.243	+1.092	12:34:46.002
4	1:27.051	+1.900	12:36:13.053
5	1:25.451	+0.300	12:37:38.504
6	1:26.385	+1.234	12:39:04.889
7	1:25.441	+0.290	12:40:30.330
8	1:26.120	+0.969	12:41:56.450
9	1:25.864	+0.713	12:43:22.314
10	1:25.151	-	12:44:47.465

Lap	Lap Tm	Diff	Time of Day
(62) Gayle Baird			
1	1:43.662	+15.039	12:31:42.245
2	1:32.126	+3.503	12:33:14.371
3	1:30.106	+1.483	12:34:44.477
4	1:28.623	-	12:36:13.100
5	1:30.156	+1.533	12:37:43.256
6	1:29.422	+0.799	12:39:12.678
7	1:30.179	+1.556	12:40:42.857
8	1:29.573	+0.950	12:42:12.430
9	1:28.886	+0.263	12:43:41.316

Lap	Lap Tm	Diff	Time of Day
(88) Craig Hunter			
1	1:48.930	+16.329	12:31:41.659
2	1:36.967	+4.366	12:33:18.626
3	1:36.988	+4.387	12:34:55.614
4	1:36.309	+3.708	12:36:31.923
5	1:35.681	+3.080	12:38:07.604
6	1:34.287	+1.686	12:39:41.891
7	1:32.601	-	12:41:14.492
8	1:35.500	+2.899	12:42:49.992
9	1:36.033	+3.432	12:44:26.025

Lap	Lap Tm	Diff	Time of Day
(17) Jack Ondrack			
1	1:39.298	-	12:31:42.083



May Madness Weekend
SCCBC

Sanction # CACC
Track Length: 2.12 Km.

MISSION RACEWAY PARK
OFFICIAL QUALIFYING RESULTS

May 30-31, 2009

CW2

POS	CAR	DRIVER	TOWN	MAKE	COLOUR	CLASS	CLUB	LICENS	SPONSOR	2nd Best Tim	Best Time
1	122	Steve Paquette	North Vancouver,	Porsche Twin T	Red	GTO	SCCBC	CACC	Bullet Racing MB Euromotors	1:13.398	1:12.802
2	702	Harry Watson	Coquitlam,BC	Mazda Miata	Red	GTM	SCCBC	CACC	Metro Testing & Specialty Engineering	1:15.450	1:14.912
3	99	Rocky Elli	Vancouver, BC	BMW 330i	White	GTM	SCCBC	SCCA	The BMW Store	1:18.550	1:18.373
4	37	John Cartwright	New Westminster	Honda Civic	Blue	GTL	SCCBC	CACC	False Creek Management	1:18.431	1:18.409
5	08	Carlos Tesler-Mabe	Vancouver,BC	Chevy Monte C	Black	GTO	SCCBC	SCCA	BMW STORE	1:18.620	1:18.605
6	46	Garry Bone	Vancouver,BC	Honda S2000	White	GTM	SCCBC	CACC	Puma, Livestock, Blitzkrieg Autowerks, Proper Design	1:19.162	1:19.081
7	5	Ryan O'Connor	Vancouver,BC	BMW 325is	Blue	GTM	SCCBC	CACC	Woodhouse & Associates	1:19.313	1:19.090
8	131	Martin Berryman	Coquitlam,BC	Honda CRX Si	White	IP3	SCCBC	CACC	Wanes Custom Woodworks Inc	1:19.443	1:19.151
9	12	WC Storms	Maple Ridge,BC	Honda CRX-Si	Blue	IP3	SCCBC	CACC	WCS Motorsports	1:19.855	1:19.819
10	33	Burton Reynolds	Mission, BC	Honda CRX	Blue	IP3	SCCBC	CACC	2nd Gen Racing, KMS Tools	1:20.361	1:20.327
11	708	Victor Harvey	Abbotsford,BC	Merkur XR4Ti	Silver	GTM	SCCBC	CACC	West Rockies Service	1:20.897	1:20.529
12	19	Cory Wong	Mission,BC	Honda Civic	Red/White	IP3	SCCBC	CACC		1:22.061	1:21.873
13	177	Donato DeSandoli	Nakusp,BC	Dodge Neon	White	GTL	SCCBC	CACC	Kootenay Chrysler, Kal Tire	1:24.177	1:23.359
14	60	Norm Shaw	Burnaby, BC	Mazda Miata	Green	IP3	SCCBC	CACC		1:25.627	1:25.143
15	32	Wayne McKinnon	Delta,BC	Honda CRX	Red	GTL	SCCBC	CACC	Ladner Chevron, Snap-On, My Children's Inheritance	1:25.441	1:25.151
16	62	Gayle Baird	Ladner	Honda Civic	Blue	IP3	SCCBC	CACC		1:28.886	1:28.623
17	88	Craig Hunter	Victoria, BC	Mazda Miata	Orange / Grey	IP3	VMSC	CACC	Hunter Performance	1:34.287	1:32.601
18	17	Jack Ondrack	Spruce Grove Alb	Acura Integra	Red	GT1	NASCC	ASN/FI	Boreal Laser	---	1:39.298
19	94									---	---
20	103									---	---
21	443	Lorne Stead	Richmond, BC	Datsun 1200	Brown	GTL	SCCBC	CACC	Southside Nissan, Hemlock Valley VFD, Serious Moonlit	---	---
22	28	Bryan Holyk	Coquitlam,BC	Posche 996	Blue	GTM	SCCBC	CACC		---	---
23	9	Mark Voth	Abbotsford, BC	Chevrolet Mont	Black	GTO	SCCBC	CACC	Proformance Racing, Seattle Tool, K&N Filters, Children	---	---
24	14	Gary Mathies	Abbotsford, BC	Chevrolet Mont	Blue	GTO	SCCBC	CACC	ProFormance Racing, Seattle Tool, Greenhouse Delight,	---	---
25	24	Scott Edwards	Abbotsford,BC	Chev Monte Ca	Black and Red	GTO	SCCBC	CACC	ProFormance Racing, Greenhouse Delight, K&N Filters,	---	---
26	29	Jason Ratzlaff	Abbotsford,BC	Chevy Monte C	Yellow and Bla	GTO	SCCBC	CACC	ProFormance Racing, MetroCan Construction, Pennzoil	---	---
27	42	Lyle Paulson	Vernon, BC	Chevrolet Mont	Black	GTO	SCCBC	SCCA	ProFormance Racing, MetroCan Construction, L&S Holdi	---	---
28	56	Chris Manuel	Abbotsford,BC	Chevrolet Cam	Red	GTO	SCCBC	CACC	Abstract Alloy, OK Drywall	---	---
29	66	Richard Eagan	Vancouver,BC	Pont G.P.	Blue	GTO	SCCBC	CACC	P.P.1 Camera Corp/21 Century Aliment/ Petersen Traile	---	---
30	26	Shaun Roberts	Kelowna,BC	Honda Civic Si	Red	IP3	SCCBC	CACC		---	---
31	31	Owen Cousins	Vancouver,BC	Toyota MR2	Red/Blue	IP3	SCCBC	CACC		---	---
32	90	Bruce Jamieson	West Vancouver,B	Honda Civic	Black	IP3	SCCBC	CACC		---	---

COMMENTS: **Closed Wheel 2 Race #1 Qualifying Saturday**



STEWARDS: _____

30/05/2009 12:49:42 PM

TIMING & SCORING: _____

[Handwritten signature]


Closed Wheel 2

CW2 Race 1

Race

Mission Raceway Park 2.120 Km

30/05/2009 04:00 PM



Lap	Lap Tm	Diff	Time of Day
(702) Harry Watson			
1	2:17.553	+1:01.844	16:15:56.531
2	1:19.209	+3.500	16:17:15.740
3	1:16.084	+0.375	16:18:31.824
4	1:16.654	+0.945	16:19:48.478
5	1:17.622	+1.913	16:21:06.100
6	1:17.065	+1.356	16:22:23.165
7	1:16.846	+1.137	16:23:40.011
8	1:16.324	+0.615	16:24:56.335
9	1:16.285	+0.576	16:26:12.620
10	1:16.904	+1.195	16:27:29.524
11	1:15.709	-	16:28:45.233
12	1:19.130	+3.421	16:30:04.363
13	1:17.367	+1.658	16:31:21.730
14	1:17.039	+1.330	16:32:38.769
15	1:16.176	+0.467	16:33:54.945

Lap	Lap Tm	Diff	Time of Day
(99) Rocky Elli			
1	2:18.035	+59.906	16:15:57.135
2	1:22.180	+4.051	16:17:19.315
3	1:19.212	+1.083	16:18:38.527
4	1:18.609	+0.480	16:19:57.136
5	1:18.461	+0.332	16:21:15.597
6	1:18.129	-	16:22:33.726
7	1:18.625	+0.496	16:23:52.351
8	1:18.391	+0.262	16:25:10.742
9	1:19.409	+1.280	16:26:30.151
10	1:18.238	+0.109	16:27:48.389
11	1:19.246	+1.117	16:29:07.635
12	1:18.964	+0.835	16:30:26.599
13	1:19.170	+1.041	16:31:45.769
14	1:18.639	+0.510	16:33:04.408
15	1:19.115	+0.986	16:34:23.523

Lap	Lap Tm	Diff	Time of Day
(5) Ryan O'Connor			
1	2:17.283	+58.192	16:15:57.201
2	1:21.804	+2.713	16:17:19.005
3	1:20.777	+1.686	16:18:39.782
4	1:19.169	+0.078	16:19:58.951
5	1:19.261	+0.170	16:21:18.212
6	1:19.986	+0.895	16:22:38.198
7	1:19.091	-	16:23:57.289
8	1:19.376	+0.285	16:25:16.665
9	1:20.904	+1.813	16:26:37.569
10	1:19.330	+0.239	16:27:56.899
11	1:19.618	+0.527	16:29:16.517
12	1:20.098	+1.007	16:30:36.615
13	1:19.614	+0.523	16:31:56.229
14	1:19.457	+0.366	16:33:15.686
15	1:20.473	+1.382	16:34:36.159

Lap	Lap Tm	Diff	Time of Day
(37) John Cartwright			
1	2:17.405	+59.124	16:15:57.008
2	1:23.472	+5.191	16:17:20.480
3	1:20.721	+2.440	16:18:41.201
4	1:19.057	+0.776	16:20:00.258
5	1:19.508	+1.227	16:21:19.766
6	1:19.858	+1.577	16:22:39.624
7	1:18.281	-	16:23:57.905
8	1:19.212	+0.931	16:25:17.117

Lap	Lap Tm	Diff	Time of Day
9	1:23.859	+5.578	16:26:40.976
10	1:19.008	+0.727	16:27:59.984
11	1:18.962	+0.681	16:29:18.946
12	1:19.264	+0.983	16:30:38.210
13	1:19.179	+0.898	16:31:57.389
14	1:19.145	+0.864	16:33:16.534
15	1:20.200	+1.919	16:34:36.734

Lap	Lap Tm	Diff	Time of Day
(12) WC Storms			
1	2:17.450	+58.075	16:15:57.629
2	1:24.588	+5.213	16:17:22.217
3	1:19.967	+0.592	16:18:42.184
4	1:19.488	+0.113	16:20:01.672
5	1:19.475	+0.100	16:21:21.147
6	1:19.375	-	16:22:40.522
7	1:19.581	+0.206	16:24:00.103
8	1:19.655	+0.280	16:25:19.758
9	1:21.643	+2.268	16:26:41.401
10	1:20.016	+0.641	16:28:01.417
11	1:19.738	+0.363	16:29:21.155
12	1:20.357	+0.982	16:30:41.512
13	1:19.942	+0.567	16:32:01.454
14	1:20.289	+0.914	16:33:21.743
15	1:20.233	+0.858	16:34:41.976

Lap	Lap Tm	Diff	Time of Day
(31) Martin Berryman			
1	2:17.334	+58.031	16:15:57.233
2	1:22.862	+3.559	16:17:20.095
3	1:20.512	+1.209	16:18:40.607
4	1:19.430	+0.127	16:20:00.037
5	1:19.405	+0.102	16:21:19.442
6	1:20.671	+1.368	16:22:40.113
7	1:19.303	-	16:23:59.416
8	1:20.205	+0.902	16:25:19.621
9	1:22.357	+3.054	16:26:41.978
10	1:20.517	+1.214	16:28:02.495
11	1:19.721	+0.418	16:29:22.216
12	1:20.041	+0.738	16:30:42.257
13	1:20.241	+0.938	16:32:02.498
14	1:19.734	+0.431	16:33:22.232
15	1:20.349	+1.046	16:34:42.581

Lap	Lap Tm	Diff	Time of Day
(33) Burton Reynolds			
1	2:17.099	+56.625	16:15:57.497
2	1:26.046	+5.572	16:17:23.543
3	1:20.474	-	16:18:44.017
4	1:20.527	+0.053	16:20:04.544
5	1:20.828	+0.354	16:21:25.372
6	1:20.861	+0.387	16:22:46.233
7	1:21.353	+0.879	16:24:07.586
8	1:21.081	+0.607	16:25:28.667
9	1:21.626	+1.152	16:26:50.293
10	1:22.531	+2.057	16:28:12.824
11	1:21.611	+1.137	16:29:34.435
12	1:21.319	+0.845	16:30:55.754
13	1:21.147	+0.673	16:32:16.901
14	1:21.096	+0.622	16:33:37.997
15	1:21.932	+1.458	16:34:59.929

Lap	Lap Tm	Diff	Time of Day
(19) Cory Wong			
1	2:17.176	+55.418	16:15:58.083

Lap	Lap Tm	Diff	Time of Day
2	1:26.764	+5.006	16:17:24.847
3	1:22.692	+0.934	16:18:47.539
4	1:23.519	+1.761	16:20:11.058
5	1:24.385	+2.627	16:21:35.443
6	1:21.758	-	16:22:57.201
7	1:22.892	+1.134	16:24:20.093
8	1:22.917	+1.159	16:25:43.010
9	1:22.898	+1.140	16:27:05.908
10	1:22.893	+1.135	16:28:28.801
11	1:23.906	+2.148	16:29:52.707
12	1:24.093	+2.335	16:31:16.800
13	1:23.384	+1.626	16:32:40.184
14	1:23.471	+1.713	16:34:03.655

Lap	Lap Tm	Diff	Time of Day
(177) Donato DeSandoli			
1	2:15.955	+52.973	16:15:57.872
2	1:26.039	+3.057	16:17:23.911
3	1:22.982	-	16:18:46.893
4	1:23.579	+0.597	16:20:10.472
5	1:24.533	+1.551	16:21:35.005
6	1:23.615	+0.633	16:22:58.620
7	1:23.076	+0.094	16:24:21.696
8	1:23.820	+0.838	16:25:45.516
9	1:23.992	+1.010	16:27:09.508
10	1:23.905	+0.923	16:28:33.413
11	1:23.789	+0.807	16:29:57.202
12	1:24.676	+1.694	16:31:21.878
13	1:24.203	+1.221	16:32:46.081
14	1:24.966	+1.984	16:34:11.047

Lap	Lap Tm	Diff	Time of Day
(46) Garry Bone			
1	2:17.458	+57.272	16:15:57.077
2	1:23.882	+3.696	16:17:20.959
3	1:20.900	+0.714	16:18:41.859
4	2:00.920	+40.734	16:20:42.779
5	1:23.489	+3.303	16:22:06.268
6	1:20.274	+0.088	16:23:26.542
7	1:20.337	+0.151	16:24:46.879
8	1:20.186	-	16:26:07.065
9	1:20.256	+0.070	16:27:27.321
10	1:20.943	+0.757	16:28:48.264
11	1:20.634	+0.448	16:30:08.898
12	1:20.511	+0.325	16:31:29.409
13	1:23.202	+3.016	16:32:52.611
14	1:20.812	+0.626	16:34:13.423

Lap	Lap Tm	Diff	Time of Day
(32) Wayne McKinnon			
1	2:15.746	+51.323	16:15:58.600
2	1:29.099	+4.676	16:17:27.699
3	1:28.535	+4.112	16:18:56.234
4	1:26.651	+2.228	16:20:22.885
5	1:25.724	+1.301	16:21:48.609
6	1:25.014	+0.591	16:23:13.623
7	1:26.109	+1.686	16:24:39.732
8	1:25.061	+0.638	16:26:04.793
9	1:26.915	+2.492	16:27:31.708
10	1:25.195	+0.772	16:28:56.903
11	1:26.549	+2.126	16:30:23.452
12	1:25.946	+1.523	16:31:49.398
13	1:24.423	-	16:33:13.821
14	1:26.084	+1.661	16:34:39.905



Lap	Lap Tm	Diff	Time of Day
(62) Gayle Baird			
1	2:14.740	+45.922	16:15:59.003
2	1:34.635	+5.817	16:17:33.638
3	1:33.346	+4.528	16:19:06.984
4	1:31.130	+2.312	16:20:38.114
5	1:30.757	+1.939	16:22:08.871
6	1:29.699	+0.881	16:23:38.570
7	1:30.213	+1.395	16:25:08.783
8	1:32.572	+3.754	16:26:41.355
9	1:28.818	-	16:28:10.173
10	1:28.994	+0.176	16:29:39.167
11	1:29.803	+0.985	16:31:08.970
12	1:29.189	+0.371	16:32:38.159
13	1:30.659	+1.841	16:34:08.818

Lap	Lap Tm	Diff	Time of Day
(88) Craig Hunter			
1	2:14.129	+44.466	16:15:59.224
2	1:33.588	+3.925	16:17:32.812
3	1:32.865	+3.202	16:19:05.677
4	1:31.844	+2.181	16:20:37.521
5	1:32.179	+2.516	16:22:09.700
6	1:30.508	+0.845	16:23:40.208
7	1:29.663	-	16:25:09.871
8	1:33.418	+3.755	16:26:43.289
9	1:31.068	+1.405	16:28:14.357
10	1:30.611	+0.948	16:29:44.968
11	1:33.736	+4.073	16:31:18.704
12	1:34.299	+4.636	16:32:53.003
13	1:31.269	+1.606	16:34:24.272

Lap Lap Tm Diff Time of Day

Lap Lap Tm Diff Time of Day



**May Madness Weekend
SCCBC
MISSION RACEWAY PARK
OFFICIAL RACE RESULTS**

**Sanction # CACC
Track Length: 2.12 Km.**

CW2

May 30-31,2009

POS	CAR	DRIVER	TOWN	MAKE	COLOUR	LAPS	O/A	CLUB	LICENSE	SPONSOR	FASTLAP
GT1											
DNS	117	Jack Ondrack	Spruce Grove	Albert	Acura Integra	Red	0	DNS	NASCC	ASN/ Boreal Laser	----
GTL											
1	37	John Cartwright	New Westminster	BC	Honda Civic	Blue	15	4	SCCBC	CACC False Creek Management	1:18.281
2	177	Donato DeSandoli	Nakusp	BC	Dodge Neon	White	14	9	SCCBC	CACC Kootenay Chrysler, Kal Tire	1:22.982
3	32	Wayne McKinnon	Delta	BC	Honda CRX	Red	14	11	SCCBC	CACC Ladner Chevron, Snap-On, My Children's Inheritance	1:24.423
DNS	443	Lorne Stead	Richmond	BC	Datsun 1200	Brown	0	DNS	SCCBC	CACC Southside Nissan, Hemlock Valley VFD, Serious Moon!	----
GTM											
1	702	Harry Watson	Coquitlam	BC	Mazda Miata	Red	15	1	SCCBC	CACC Metro Testing & Specialty Engineering	1:15.709
2	99	Rocky Elli	Vancouver	BC	BMW 330i	White	15	2	SCCBC	SCCA The BMW Store	1:18.129
3	5	Ryan O'Connor	Vancouver	BC	BMW 325is	Blue	15	3	SCCBC	CACC Woodhouse & Associates	1:19.091
4	46	Garry Bone	Vancouver	BC	Honda S2000	White	14	10	SCCBC	CACC Puma, Livestock, Blitzkrieg Autowerks, Proper Desig	1:20.186
DNS	28	Bryan Holyk	Coquitlam	BC	Posche 996	Blue	0	DNS	SCCBC	CACC	----
DNS	708	Victor Harvey	Abbotsford	BC	Merkur XR4Ti	Silver	0	DNS	SCCBC	CACC West Rockies Service	----
GTO											
DNS	08	Carlos Tesler-Mabe	Vancouver	BC	Chevy Monte Carlo	Black	0	DNS	SCCBC	SCCA BMW STORE	----
DNS	9	Mark Voth	Abbotsford	BC	Chevrolet Monte Ca	Black	0	DNS	SCCBC	CACC Proformance Racing, Seattle Tool, K&N Filters, Childr	----
DNS	14	Gary Mathies	Abbotsford	BC	Chevrolet Monte Ca	Blue	0	DNS	SCCBC	CACC ProFormance Racing, Seattle Tool, Greenhouse Deligh	----
DNS	24	Scott Edwards	Abbotsford	BC	Chev Monte Carlo	Black and Red	0	DNS	SCCBC	CACC ProFormance Racing, Greenhouse Delight, K&N Filter	----
DNS	29	Jason Ratzlaff	Abbotsford	BC	Chevy Monte Carlo	Yellow and Blac	0	DNS	SCCBC	CACC ProFormance Racing, MetroCan Construction, Pennzoi	----
DNS	42	Lyle Paulson	Vernon	BC	Chevrolet Monte Ca	Black	0	DNS	SCCBC	SCCA ProFormance Racing, MetroCan Construction, L&S Hol	----
DNS	56	Chris Manuel	Abbotsford	BC	Chevrolet Camaro	Red	0	DNS	SCCBC	CACC Abstract Alloy, OK Drywall	----
DNS	66	Richard Eagan	Vancouver	BC	Pont G.P.	Blue	0	DNS	SCCBC	CACC P.P.1 Camera Corp/21 Century Aliment/ Petersen Tra	----
DNS	94	Chris Chamberlain	Calgary	AB	Chevrolet Corvette	White	0	DNS	SCCBC	CACC Davenport Motorsports, HRE	----
DNS	122	Steve Paquette	North Vancouver	BC	Porsche Twin Turbo	Red	0	DNS	SCCBC	CACC Bullet Racing MB Euromotors	----
IP3											
1	12	WC Storms	Maple Ridge	BC	Honda CRX-Si	Blue	15	5	SCCBC	CACC WCS Motorsports	1:19.375
2	131	Martin Berryman	Coquitlam	BC	Honda CRX Si	White	15	6	SCCBC	CACC Wanen Custom Woodworks Inc	1:19.303
3	33	Burton Reynolds	Mission	BC	Honda CRX	Blue	15	7	SCCBC	CACC 2nd Gen Racing, KMS Tools	1:20.474
4	19	Cory Wong	Mission	BC	Honda Civic	Red/White	14	8	SCCBC	CACC	1:21.758
5	62	Gayle Baird	Ladner		Honda Civic	Blue	13	12	SCCBC	CACC	1:28.818
6	88	Craig Hunter	Victoria	BC	Mazda Miata	Orange / Grey	13	13	VMSC	CACC Hunter Performance	1:29.663
DNS	26	Shaun Roberts	Kelowna	BC	Honda Civic Si	Red	0	DNS	SCCBC	CACC	----
DNS	31	Owen Cousins	Vancouver	BC	Toyota MR2	Red/Blue	0	DNS	SCCBC	CACC	----
DNS	60	Norm Shaw	Burnaby	BC	Mazda Miata	Green	0	DNS	SCCBC	CACC	----
DNS	90	Bruce Jamieson	West Vancouver	BC	Honda Civic	Black	0	DNS	SCCBC	CACC	----

TOTAL IN GROUP= 31

COMMENTS: **Closed Wheel 2 Race #1 Saturday**



[Handwritten Signature]

STEWARD: _____

May 30, 2009 4:38:13 PM

TIMING & SCORING: _____


Closed Wheel 2

CW2 Practice 2

Practice

Mission Raceway Park 2.120 Km

31/05/2009 10:05 AM



Lap	Lap Tm	Diff	Time of Day
(94) Chris Chamberlain			
1	1:35.777	+19.806	10:15:43.022
2	1:19.092	+3.121	10:17:02.114
3	1:18.086	+2.115	10:18:20.200
4	1:16.522	+0.551	10:19:36.722
5	1:15.971	-	10:20:52.693
6	1:16.065	+0.094	10:22:08.758
7	1:17.728	+1.757	10:23:26.486
8	1:16.575	+0.604	10:24:43.061
9	1:20.464	+4.493	10:26:03.525
10	1:30.339	+14.368	10:27:33.864

Lap	Lap Tm	Diff	Time of Day
(702) Harry Watson			
1	1:42.455	+26.124	10:16:12.953
2	1:22.086	+5.755	10:17:35.039
3	1:19.590	+3.259	10:18:54.629
4	1:19.682	+3.351	10:20:14.311
5	1:16.794	+0.463	10:21:31.105
6	1:16.331	-	10:22:47.436

Lap	Lap Tm	Diff	Time of Day
(99) Rocky Elli			
1	1:31.839	+14.429	10:20:58.065
2	1:17.435	+0.025	10:22:15.500
3	1:17.947	+0.537	10:23:33.447
4	1:20.195	+2.785	10:24:53.642
5	1:17.410	-	10:26:11.052

Lap	Lap Tm	Diff	Time of Day
(37) John Cartwright			
1	1:35.674	+16.729	10:15:58.649
2	1:21.411	+2.466	10:17:20.060
3	1:19.777	+0.832	10:18:39.837
4	1:19.885	+0.940	10:19:59.722
5	1:19.334	+0.389	10:21:19.056
6	1:18.945	-	10:22:38.001
7	1:20.778	+1.833	10:23:58.779
8	1:19.564	+0.619	10:25:18.343
9	1:19.718	+0.773	10:26:38.061
10	1:20.601	+1.656	10:27:58.662

Lap	Lap Tm	Diff	Time of Day
(46) Garry Bone			
1	1:38.920	+19.278	10:15:43.819
2	1:29.303	+9.661	10:17:13.122
3	1:25.159	+5.517	10:18:38.281
4	1:27.753	+8.111	10:20:06.034
5	1:27.264	+7.622	10:21:33.298
6	1:19.846	+0.204	10:22:53.144
7	1:20.233	+0.591	10:24:13.377
8	1:20.750	+1.108	10:25:34.127
9	1:19.642	-	10:26:53.769
10	1:41.762	+22.120	10:28:35.531

Lap	Lap Tm	Diff	Time of Day
(727) Malcolm McQueen			
1	1:44.692	+25.040	10:16:11.471
2	1:22.947	+3.295	10:17:34.418
3	1:19.652	-	10:18:54.070
4	1:22.227	+2.575	10:20:16.297

Lap	Lap Tm	Diff	Time of Day
(12) WC Storms			
1	1:37.535	+17.833	10:15:37.319
2	1:21.940	+2.238	10:16:59.259

Lap	Lap Tm	Diff	Time of Day
3	1:20.713	+1.011	10:18:19.972
4	1:20.158	+0.456	10:19:40.130
5	1:19.712	+0.010	10:20:59.842
6	1:19.702	-	10:22:19.544
7	1:20.135	+0.433	10:23:39.679

Lap	Lap Tm	Diff	Time of Day
(33) Burton Reynolds			
1	1:36.829	+16.486	10:15:37.974
2	1:22.835	+2.492	10:17:00.809
3	1:21.927	+1.584	10:18:22.736
4	1:20.630	+0.287	10:19:43.366
5	1:24.832	+4.489	10:21:08.198
6	1:20.343	-	10:22:28.541
7	1:20.732	+0.389	10:23:49.273
8	1:21.912	+1.569	10:25:11.185
9	1:22.967	+2.624	10:26:34.152
10	1:20.752	+0.409	10:27:54.904

Lap	Lap Tm	Diff	Time of Day
(131) Martin Berryman			
1	1:39.751	+18.639	10:15:37.336
2	1:30.370	+9.258	10:17:07.706
3	1:26.022	+4.910	10:18:33.728
4	1:22.182	+1.070	10:19:55.910
5	1:21.112	-	10:21:17.022
6	1:34.296	+13.184	10:22:51.318
7	1:36.390	+15.278	10:24:27.708

Lap	Lap Tm	Diff	Time of Day
(19) Cory Wong			
1	1:40.713	+19.206	10:15:36.422
2	1:24.367	+2.860	10:17:00.789
3	1:24.111	+2.604	10:18:24.900
4	1:21.507	-	10:19:46.407
5	1:28.123	+6.616	10:21:14.530
6	1:23.098	+1.591	10:22:37.628
7	1:24.892	+3.385	10:24:02.520
8	1:22.682	+1.175	10:25:25.202

Lap	Lap Tm	Diff	Time of Day
(708) Victor Harvey			
1	1:50.317	+27.773	10:16:01.294
2	1:27.113	+4.569	10:17:28.407
3	1:22.544	-	10:18:50.951

Lap	Lap Tm	Diff	Time of Day
(5) Ryan O'Connor			
1	1:39.949	+17.378	10:16:16.348
2	1:25.342	+2.771	10:17:41.690
3	1:23.381	+0.810	10:19:05.071
4	1:23.044	+0.473	10:20:28.115
5	1:22.571	-	10:21:50.686
6	1:23.081	+0.510	10:23:13.767

Lap	Lap Tm	Diff	Time of Day
(7) John Gillespie			
1	1:50.365	+26.600	10:15:59.588
2	1:28.848	+5.083	10:17:28.436
3	1:29.941	+6.176	10:18:58.377
4	1:25.690	+1.925	10:20:24.067
5	1:24.871	+1.106	10:21:48.938
6	1:28.797	+5.032	10:23:17.735
7	1:24.335	+0.570	10:24:42.070
8	1:24.060	+0.295	10:26:06.130
9	1:23.765	-	10:27:29.895

Lap	Lap Tm	Diff	Time of Day
(32) Wayne McKinnon			
1	1:49.286	+25.397	10:16:03.970
2	1:30.188	+6.299	10:17:34.158
3	1:29.734	+5.845	10:19:03.892
4	1:25.880	+1.991	10:20:29.772
5	1:25.460	+1.571	10:21:55.232
6	1:23.889	-	10:23:19.121
7	1:24.102	+0.213	10:24:43.223
8	1:24.574	+0.685	10:26:07.797
9	1:26.594	+2.705	10:27:34.391

Lap	Lap Tm	Diff	Time of Day
(31) Owen Cousins			
1	1:42.476	+18.359	10:16:15.392
2	1:28.664	+4.547	10:17:44.056
3	1:25.874	+1.757	10:19:09.930
4	1:26.230	+2.113	10:20:36.160
5	1:24.117	-	10:22:00.277
6	1:24.419	+0.302	10:23:24.696

Lap	Lap Tm	Diff	Time of Day
(177) Donato DeSandoli			
1	1:44.489	+19.207	10:16:13.095
2	1:28.212	+2.930	10:17:41.307
3	1:25.282	-	10:19:06.589
4	1:25.404	+0.122	10:20:31.993
5	1:25.345	+0.063	10:21:57.338
6	1:34.524	+9.242	10:23:31.862

Lap	Lap Tm	Diff	Time of Day
(62) Gayle Baird			
1	1:43.197	+14.436	10:16:08.276
2	1:33.350	+4.589	10:17:41.626
3	1:31.851	+3.090	10:19:13.477
4	1:29.264	+0.503	10:20:42.741
5	1:30.235	+1.474	10:22:12.976
6	1:30.783	+2.022	10:23:43.759
7	1:30.574	+1.813	10:25:14.333
8	1:28.765	+0.004	10:26:43.098
9	1:28.761	-	10:28:11.859

Lap	Lap Tm	Diff	Time of Day
(88) Craig Hunter			
1	1:48.008	+18.114	10:16:01.267
2	1:32.602	+2.708	10:17:33.869
3	1:31.273	+1.379	10:19:05.142
4	1:31.109	+1.215	10:20:36.251
5	1:29.997	+0.103	10:22:06.248
6	1:30.386	+0.492	10:23:36.634
7	1:29.894	-	10:25:06.528
8	1:31.069	+1.175	10:26:37.597
9	1:30.104	+0.210	10:28:07.701




Closed Wheel 2

CW2 Qualify Race 2

Qualify

Mission Raceway Park 2.120 Km

31/05/2009 11:35 AM



Lap	Lap Tm	Diff	Time of Day
(702) Harry Watson			
1	1:36.716	+22.701	11:45:46.022
2	1:16.540	+2.525	11:47:02.562
3	1:15.144	+1.129	11:48:17.706
4	1:14.939	+0.924	11:49:32.645
5	1:14.015	-	11:50:46.660
6	1:23.459	+9.444	11:52:10.119

Lap	Lap Tm	Diff	Time of Day
(727) Malcolm McQueen			
1	1:40.150	+23.998	11:46:04.241
2	1:18.275	+2.123	11:47:22.516
3	1:19.096	+2.944	11:48:41.612
4	1:17.686	+1.534	11:49:59.298
5	1:16.805	+0.653	11:51:16.103
6	1:17.141	+0.989	11:52:33.244
7	1:17.727	+1.575	11:53:50.971
8	1:16.152	-	11:55:07.123
9	1:20.357	+4.205	11:56:27.480
10	1:17.860	+1.708	11:57:45.340

Lap	Lap Tm	Diff	Time of Day
(99) Rocky Elli			
1	1:29.155	+11.456	11:46:58.745
2	1:17.939	+0.240	11:48:16.684
3	1:17.929	+0.230	11:49:34.613
4	1:17.699	-	11:50:52.312
5	1:18.429	+0.730	11:52:10.741
6	1:18.665	+0.966	11:53:29.406
7	1:18.052	+0.353	11:54:47.458
p8	2:39.096	+1:21.397	11:57:26.554
9	1:28.360	+10.661	11:58:54.914

Lap	Lap Tm	Diff	Time of Day
(08) Carlos Tesler-Mabe			
1	1:39.408	+20.859	11:45:45.231
2	1:18.549	-	11:47:03.780
3	1:18.785	+0.236	11:48:22.565
4	1:18.917	+0.368	11:49:41.482
5	1:18.636	+0.087	11:51:00.118

Lap	Lap Tm	Diff	Time of Day
(5) Ryan O'Connor			
1	1:30.476	+11.809	11:46:39.401
2	1:20.307	+1.640	11:47:59.708
3	1:18.667	-	11:49:18.375
4	1:19.140	+0.473	11:50:37.515
5	1:20.111	+1.444	11:51:57.626
6	1:19.009	+0.342	11:53:16.635
7	1:18.971	+0.304	11:54:35.606
8	1:20.972	+2.305	11:55:56.578
9	1:19.021	+0.354	11:57:15.599
10	1:20.597	+1.930	11:58:36.196

Lap	Lap Tm	Diff	Time of Day
(12) WC Storms			
1	1:42.133	+22.951	11:45:44.498
2	1:20.515	+1.333	11:47:05.013
3	1:19.182	-	11:48:24.195
4	1:19.581	+0.399	11:49:43.776
5	1:19.397	+0.215	11:51:03.173
6	1:19.564	+0.382	11:52:22.737
7	1:19.567	+0.385	11:53:42.304
8	1:19.653	+0.471	11:55:01.957

Lap	Lap Tm	Diff	Time of Day
(131) Martin Berryman			
1	1:38.284	+19.072	11:45:45.814
2	1:20.478	+1.266	11:47:06.292
3	1:19.995	+0.783	11:48:26.287
4	1:19.461	+0.249	11:49:45.748
5	1:19.385	+0.173	11:51:05.133
6	1:19.616	+0.404	11:52:24.749
7	1:19.212	-	11:53:43.961
8	1:19.322	+0.110	11:55:03.283
9	1:19.291	+0.079	11:56:22.574
10	1:21.122	+1.910	11:57:43.696

Lap	Lap Tm	Diff	Time of Day
(46) Garry Bone			
1	1:36.052	+16.826	11:45:49.249
2	1:19.538	+0.312	11:47:08.787
3	1:19.226	-	11:48:28.013
4	1:19.278	+0.052	11:49:47.291
5	1:22.614	+3.388	11:51:09.905
6	1:22.368	+3.142	11:52:32.273
p7	2:35.165	+1:15.939	11:55:07.438
8	1:40.053	+20.827	11:56:47.491
9	1:19.926	+0.700	11:58:07.417

Lap	Lap Tm	Diff	Time of Day
(33) Burton Reynolds			
1	1:40.846	+21.440	11:45:44.728
2	1:20.969	+1.563	11:47:05.697
3	1:19.406	-	11:48:25.103
4	1:19.560	+0.154	11:49:44.663
5	1:19.687	+0.281	11:51:04.350
6	1:19.975	+0.569	11:52:24.325
7	1:20.238	+0.832	11:53:44.563
8	1:19.587	+0.181	11:55:04.150
9	1:20.564	+1.158	11:56:24.714

Lap	Lap Tm	Diff	Time of Day
(708) Victor Harvey			
1	1:37.798	+16.928	11:45:52.906
2	1:23.111	+2.241	11:47:16.017
3	1:20.870	-	11:48:36.887
4	1:21.289	+0.419	11:49:58.176

Lap	Lap Tm	Diff	Time of Day
(19) Cory Wong			
1	1:41.879	+20.433	11:45:52.898
2	1:26.981	+5.535	11:47:19.879
3	1:21.599	+0.153	11:48:41.478
4	1:21.446	-	11:50:02.924
5	1:22.777	+1.331	11:51:25.701
6	1:22.077	+0.631	11:52:47.778

Lap	Lap Tm	Diff	Time of Day
(37) John Cartwright			
1	1:35.859	+14.187	11:45:53.809
2	1:23.053	+1.381	11:47:16.862
3	1:21.672	-	11:48:38.534
4	1:23.299	+1.627	11:50:01.833

Lap	Lap Tm	Diff	Time of Day
(177) Donato DeSandoli			
1	1:43.493	+20.347	11:46:16.061
2	1:23.146	-	11:47:39.207
3	1:24.168	+1.022	11:49:03.375
4	1:35.733	+12.587	11:50:39.108
5	1:23.447	+0.301	11:52:02.555

Lap	Lap Tm	Diff	Time of Day
(7) John Gillespie			
1	1:39.925	+16.600	11:46:08.807
2	1:25.443	+2.118	11:47:34.250
3	1:23.325	-	11:48:57.575
4	1:24.686	+1.361	11:50:22.261
5	1:24.169	+0.844	11:51:46.430
6	1:24.089	+0.764	11:53:10.519
7	1:23.948	+0.623	11:54:34.467
8	1:23.884	+0.559	11:55:58.351
9	1:23.857	+0.532	11:57:22.208
10	1:23.893	+0.568	11:58:46.101

Lap	Lap Tm	Diff	Time of Day
(31) Owen Cousins			
p1	2:25.062	+1:01.434	11:47:04.650
2	1:30.113	+6.485	11:48:34.763
3	1:24.905	+1.277	11:49:59.668
4	1:23.676	+0.048	11:51:23.344
5	1:24.678	+1.050	11:52:48.022
6	1:24.102	+0.474	11:54:12.124
7	1:23.976	+0.348	11:55:36.100
8	1:23.628	-	11:56:59.728
9	1:23.906	+0.278	11:58:23.634

Lap	Lap Tm	Diff	Time of Day
(32) Wayne McKinnon			
1	1:40.995	+16.813	11:46:08.324
2	1:27.457	+3.275	11:47:35.781
3	1:24.182	-	11:48:59.963
4	1:26.340	+2.158	11:50:26.303
5	1:24.589	+0.407	11:51:50.892
6	1:24.454	+0.272	11:53:15.346
7	1:24.753	+0.571	11:54:40.099
8	1:24.800	+0.618	11:56:04.899

Lap	Lap Tm	Diff	Time of Day
(62) Gayle Baird			
1	1:40.897	+13.475	11:46:00.634
2	1:28.694	+1.272	11:47:29.328
3	1:28.151	+0.729	11:48:57.479
4	1:28.812	+1.390	11:50:26.291
5	1:27.422	-	11:51:53.713
6	1:27.724	+0.302	11:53:21.437
7	1:28.458	+1.036	11:54:49.895
8	1:27.617	+0.195	11:56:17.512
9	1:28.667	+1.245	11:57:46.179

Lap	Lap Tm	Diff	Time of Day
(88) Craig Hunter			
1	1:40.688	+12.689	11:46:06.484
2	1:29.040	+1.041	11:47:35.524
3	1:27.999	-	11:49:03.523
4	1:30.137	+2.138	11:50:33.660
5	1:28.889	+0.890	11:52:02.549
6	1:29.700	+1.701	11:53:32.249
7	1:28.177	+0.178	11:55:00.426
8	1:30.890	+2.891	11:56:31.316
9	1:29.452	+1.453	11:58:00.768



May Madness Weekend
SCCBC

Sanction # CACC
Track Length: 2.12 Km.

MISSION RACEWAY PARK
OFFICIAL QUALIFYING RESULTS

May 30-31, 2009

CW2

POS	CAR	DRIVER	TOWN	MAKE	COLOUR	CLASS	CLUB	LICENS	SPONSOR	2nd Best Tim	Best Time
1	702	Harry Watson	Coquitlam,BC	Mazda Miata	Red	GTM	SCCBC	CACC	Metro Testing & Specialty Engineering	1:14.939	1:14.015
2	727	Malcolm McQueen	Burnaby,BC	Datsun 510	Blue & Black	GTM	WCIRAB	WCIRA	Setpoint Engine Control	1:16.805	1:16.152
3	99	Rocky Elli	Vancouver, BC	BMW 330i	White	GTM	SCCBC	SCCA	The BMW Store	1:17.929	1:17.699
4	08	Carlos Tesler-Mabe	Vancouver,BC	Acura Integra	White/Yellow	GTM	SCCBC	SCCA	BMW STORE	1:18.636	1:18.549
5	5	Ryan O'Connor	Vancouver,BC	BMW 325is	Blue	GTM	SCCBC	CACC	Woodhouse & Associates	1:18.971	1:18.667
6	12	WC Storms	Maple Ridge,BC	Honda CRX-Si	Blue	IP3	SCCBC	CACC	WCS Motorsports	1:19.397	1:19.182
7	131	Martin Berryman	Coquitlam,BC	Honda CRX Si	White	IP3	SCCBC	CACC	Wanes Custom Woodworks Inc	1:19.291	1:19.212
8	46	Garry Bone	Vancouver,BC	Honda S2000	White	GTM	SCCBC	CACC	Puma, Livestock, Blitzkrieg Autowerks, Proper Design	1:19.278	1:19.226
9	33	Burton Reynolds	Mission, BC	Honda CRX	Blue	IP3	SCCBC	CACC	2nd Gen Racing, KMS Tools	1:19.560	1:19.406
10	708	Victor Harvey	Abbotsford,BC	Merkur XR4Ti	Silver	GTM	SCCBC	CACC	West Rockies Service	1:21.289	1:20.870
11	19	Cory Wong	Mission,BC	Honda Civic	Red/White	IP3	SCCBC	CACC		1:21.599	1:21.446
12	37	John Cartwright	New Westminster	Honda Civic	Blue	GTL	SCCBC	CACC	False Creek Management	1:23.053	1:21.672
13	177	Donato DeSandoli	Nakusp,BC	Dodge Neon	White	GTL	SCCBC	CACC	Kootenay Chrysler, Kal Tire	1:23.447	1:23.146
14	7	John Gillespie	Tsawwassen,BC	Honda CRX	White	IP3	SCCBC	CACC	Barfix, TBS Electrical Contractor	1:23.857	1:23.325
15	31	Owen Cousins	Vancouver,BC	Toyota MR2	Red/Blue	IP3	SCCBC	CACC		1:23.676	1:23.628
16	32	Wayne McKinnon	Delta,BC	Honda CRX	Red	GTL	SCCBC	CACC	Ladner Chevron, Snap-On, My Children's Inheritance	1:24.454	1:24.182
17	62	Gayle Baird	Ladner	Honda Civic	Blue	IP3	SCCBC	CACC		1:27.617	1:27.422
18	88	Craig Hunter	Victoria, BC	Mazda Miata	Orange / Grey	IP3	VMSC	CACC	Hunter Performance	1:28.177	1:27.999
19	117	Jack Ondrack	Spruce Grove Alb	Acura Integra	Red	GT1	NASCC	ASV/FI	Boreal Laser	----	----
20	443	Lorne Stead	Richmond, BC	Datsun 1200	Brown	GTL	SCCBC	CACC	Southside Nissan, Hemlock Valley VFD, Serious Moonlit	----	----
21	28	Bryan Holyk	Coquitlam,BC	Posche 996	Blue	GTM	SCCBC	CACC		----	----
22	08	Carlos Tesler-Mabe	Vancouver,BC	Chevy Monte C	Black	GTO	SCCBC	SCCA	BMW STORE	----	----
23	9	Mark Voth	Abbotsford, BC	Chevrolet Mont	Black	GTO	SCCBC	CACC	Proformance Racing, Seattle Tool, K&N Filters, Children	----	----
24	14	Gary Mathies	Abbotsford, BC	Chevrolet Mont	Blue	GTO	SCCBC	CACC	ProFormance Racing, Seattle Tool, Greenhouse Delight,	----	----
25	24	Scott Edwards	Abbotsford,BC	Chev Monte Ca	Black and Red	GTO	SCCBC	CACC	ProFormance Racing, Greenhouse Delight, K&N Filters,	----	----
26	29	Jason Ratzlaff	Abbotsford,BC	Chevy Monte C	Yellow and Bla	GTO	SCCBC	CACC	ProFormance Racing, MetroCan Construction, Pennzoil	----	----
27	42	Lyle Paulson	Vernon, BC	Chevrolet Mont	Black	GTO	SCCBC	SCCA	ProFormance Racing, MetroCan Construction, L&S Holdi	----	----
28	56	Chris Manuel	Abbotsford,BC	Chevrolet Cam	Red	GTO	SCCBC	CACC	Abstract Alloy, OK Drywall	----	----
29	66	Richard Eagan	Vancouver,BC	Pont G.P.	Blue	GTO	SCCBC	CACC	P.P.1 Camera Corp/21 Century Aliment/ Petersen Traile	----	----
30	94	Chris Chamberlain	Calgary,AB	Chevrolet Corv	White	GTO	SCCBC	CACC	Davenport Motorsports, HRE	----	----
31	122	Steve Paquette	North Vancouver,	Porsche Twin T	Red	GTO	SCCBC	CACC	Bullet Racing MB Euromotors	----	----
32	26	Shaun Roberts	Kelowna,BC	Honda Civic Si	Red	IP3	SCCBC	CACC		----	----
33	60	Norm Shaw	Burnaby, BC	Mazda Miata	Green	IP3	SCCBC	CACC		----	----
34	90	Bruce Jamieson	West Vancouver,B	Honda Civic	Black	IP3	SCCBC	CACC		----	----

COMMENTS: Closed Wheel 2 Race #2 Qualifying Sunday



STEWARDS: _____

31/05/2009 12:04:38 PM

TIMING & SCORING:

Closed Wheel 2

CW2 Race 2

Race

Mission Raceway Park 2.120 Km

31/05/2009 04:05 PM



Lap	Lap Tm	Diff	Time of Day
(702) Harry Watson			
1	1:17.409	+4.065	17:00:50.019
2	1:15.650	+2.306	17:02:05.669
3	1:15.693	+2.349	17:03:21.362
4	1:14.955	+1.611	17:04:36.317
5	1:15.794	+2.450	17:05:52.111
6	1:14.974	+1.630	17:07:07.085
7	1:14.900	+1.556	17:08:21.985
8	1:14.501	+1.157	17:09:36.486
9	1:15.044	+1.700	17:10:51.530
10	1:15.851	+2.507	17:12:07.381
11	1:13.344	-	17:13:20.725
12	1:14.818	+1.474	17:14:35.543
13	1:15.197	+1.853	17:15:50.740
14	1:15.333	+1.989	17:17:06.073
15	1:17.453	+4.109	17:18:23.526
16	1:14.913	+1.569	17:19:38.439

Lap	Lap Tm	Diff	Time of Day
(727) Malcolm McQueen			
1	1:18.553	+2.574	17:00:51.777
2	1:17.260	+1.281	17:02:08.437
3	1:16.491	+0.512	17:03:24.928
4	1:15.979	-	17:04:40.907
5	1:16.271	+0.292	17:05:57.178
6	1:16.694	+0.715	17:07:13.872
7	1:17.320	+1.341	17:08:31.192
8	1:16.512	+0.533	17:09:47.704
9	1:17.267	+1.288	17:11:04.971
10	1:17.526	+1.547	17:12:22.497
11	1:17.448	+1.469	17:13:39.945
12	1:18.330	+2.351	17:14:58.275
13	1:17.861	+1.882	17:16:16.136
14	1:16.858	+0.879	17:17:32.994
15	1:17.842	+1.863	17:18:50.836
16	1:17.069	+1.090	17:20:07.905

Lap	Lap Tm	Diff	Time of Day
(99) Rocky Elli			
1	1:26.356	+8.733	17:01:02.841
2	1:20.938	+3.315	17:02:23.779
3	1:18.158	+0.535	17:03:41.937
4	1:18.272	+0.649	17:05:00.209
5	1:17.623	-	17:06:17.832
6	1:17.826	+0.203	17:07:35.658
7	1:18.061	+0.438	17:08:53.719
8	1:17.870	+0.247	17:10:11.589
9	1:18.338	+0.715	17:11:29.927
10	1:18.178	+0.555	17:12:48.105
11	1:17.992	+0.369	17:14:06.097
12	1:18.993	+1.370	17:15:25.090
13	1:19.411	+1.788	17:16:44.501
14	1:18.315	+0.692	17:18:02.816
15	1:18.082	+0.459	17:19:20.898
16	1:18.042	+0.419	17:20:38.940

Lap	Lap Tm	Diff	Time of Day
(103) Steve Paquette			
1	1:29.156	+12.176	17:01:07.086
2	1:21.463	+4.483	17:02:28.549
3	1:22.549	+5.569	17:03:51.098
4	1:18.176	+1.196	17:05:09.274
5	1:17.726	+0.746	17:06:27.000

Lap	Lap Tm	Diff	Time of Day
6	1:17.098	+0.118	17:07:44.098
7	1:17.318	+0.338	17:09:01.416
8	1:18.299	+1.319	17:10:19.715
9	1:17.062	+0.082	17:11:36.777
10	1:17.371	+0.391	17:12:54.148
11	1:16.980	-	17:14:11.128
12	1:17.438	+0.458	17:15:28.566
13	1:17.559	+0.579	17:16:46.125
14	1:17.288	+0.308	17:18:03.413
15	1:17.666	+0.686	17:19:21.079
16	1:17.952	+0.972	17:20:39.031

Lap	Lap Tm	Diff	Time of Day
(12) WC Storms			
1	1:25.657	+5.875	17:00:58.721
2	1:20.105	+0.323	17:02:18.826
3	1:20.935	+1.153	17:03:39.761
4	1:20.143	+0.361	17:04:59.904
5	1:20.327	+0.545	17:06:20.231
6	1:19.782	-	17:07:40.013
7	1:19.908	+0.126	17:08:59.921
8	1:19.974	+0.192	17:10:19.895
9	1:20.170	+0.388	17:11:40.065
10	1:20.523	+0.741	17:13:00.588
11	1:20.424	+0.642	17:14:21.012
12	1:20.758	+0.976	17:15:41.770
13	1:20.439	+0.657	17:17:02.209
14	1:20.568	+0.786	17:18:22.777
15	1:20.725	+0.943	17:19:43.502

Lap	Lap Tm	Diff	Time of Day
(46) Garry Bone			
1	1:23.886	+4.483	17:00:57.315
2	1:20.649	+1.246	17:02:17.964
3	1:22.773	+3.370	17:03:40.737
4	1:20.863	+1.460	17:05:01.600
5	1:19.403	-	17:06:21.003
6	1:20.264	+0.861	17:07:41.267
7	1:20.266	+0.863	17:09:01.533
8	1:20.052	+0.649	17:10:21.585
9	1:20.417	+1.014	17:11:42.002
10	1:20.595	+1.192	17:13:02.597
11	1:20.747	+1.344	17:14:23.344
12	1:21.048	+1.645	17:15:44.392
13	1:21.502	+2.099	17:17:05.894
14	1:22.311	+2.908	17:18:28.205
15	1:21.912	+2.509	17:19:50.117

Lap	Lap Tm	Diff	Time of Day
(33) Burton Reynolds			
1	1:23.504	+2.524	17:00:56.831
2	1:21.065	+0.085	17:02:17.896
3	1:25.383	+4.403	17:03:43.279
4	1:21.258	+0.278	17:05:04.537
5	1:21.065	+0.085	17:06:25.602
6	1:21.090	+0.110	17:07:46.692
7	1:20.980	-	17:09:07.672
8	1:21.237	+0.257	17:10:28.909
9	1:21.575	+0.595	17:11:50.484
10	1:21.612	+0.632	17:13:12.096
11	1:21.268	+0.288	17:14:33.364
12	1:22.437	+1.457	17:15:55.801
13	1:21.154	+0.174	17:17:16.955
14	1:21.455	+0.475	17:18:38.410

Lap	Lap Tm	Diff	Time of Day
(708) Victor Harvey			
15	1:22.161	+1.181	17:20:00.571
1	1:31.580	+11.460	17:01:05.632
2	1:22.532	+2.412	17:02:28.164
3	1:24.169	+4.049	17:03:52.333
4	1:22.235	+2.115	17:05:14.568
5	1:21.073	+0.953	17:06:35.641
6	1:20.331	+0.211	17:07:55.972
7	1:21.286	+1.166	17:09:17.258
8	1:21.207	+1.087	17:10:38.465
9	1:20.120	-	17:11:58.585
10	1:21.121	+1.001	17:13:19.706
11	1:24.609	+4.489	17:14:44.315
12	1:21.832	+1.712	17:16:06.147
13	1:21.347	+1.227	17:17:27.494
14	1:22.605	+2.485	17:18:50.099
15	1:22.853	+2.733	17:20:12.952

Lap	Lap Tm	Diff	Time of Day
(19) Cory Wong			
1	1:30.318	+8.349	17:01:04.187
2	1:23.903	+1.934	17:02:28.090
3	1:23.304	+1.335	17:03:51.394
4	1:22.904	+0.935	17:05:14.298
5	1:23.574	+1.605	17:06:37.872
6	1:23.889	+1.920	17:08:01.761
7	1:23.153	+1.184	17:09:24.914
8	1:24.034	+2.065	17:10:48.948
9	1:22.204	+0.235	17:12:11.152
10	1:22.263	+0.294	17:13:33.415
11	1:23.108	+1.139	17:14:56.523
12	1:21.969	-	17:16:18.492
13	1:22.396	+0.427	17:17:40.888
14	1:23.131	+1.162	17:19:04.019
15	1:22.198	+0.229	17:20:26.217

Lap	Lap Tm	Diff	Time of Day
(177) Donato DeSandoli			
1	1:26.096	+3.006	17:01:00.763
2	1:24.277	+1.187	17:02:25.040
3	1:23.572	+0.482	17:03:48.612
4	1:23.663	+0.573	17:05:12.275
5	1:23.210	+0.120	17:06:35.485
6	1:23.313	+0.223	17:07:58.798
7	1:23.090	-	17:09:21.888
8	1:23.739	+0.649	17:10:45.627
9	1:23.901	+0.811	17:12:09.528
10	1:23.191	+0.101	17:13:32.719
11	1:23.497	+0.407	17:14:56.216
12	1:24.180	+1.090	17:16:20.396
13	1:23.474	+0.384	17:17:43.870
14	1:24.769	+1.679	17:19:08.639
15	1:24.562	+1.472	17:20:33.201

Lap	Lap Tm	Diff	Time of Day
(7) John Gillespie			
1	1:27.901	+4.857	17:01:02.948
2	1:24.822	+1.778	17:02:27.770
3	1:26.206	+3.162	17:03:53.976
4	1:23.044	-	17:05:17.020
5	1:23.355	+0.311	17:06:40.375
6	1:23.415	+0.371	17:08:03.790
7	1:23.790	+0.746	17:09:27.580

Chief of Timing & Scoring
Race Director



Lap	Lap Tm	Diff	Time of Day
8	1:23.173	+0.129	17:10:50.753
9	1:23.551	+0.507	17:12:14.304
10	1:23.877	+0.833	17:13:38.181
11	1:24.761	+1.717	17:15:02.942
12	1:23.778	+0.734	17:16:26.720
13	1:23.792	+0.748	17:17:50.512
14	1:24.091	+1.047	17:19:14.603
15	1:23.585	+0.541	17:20:38.188

(32) Wayne McKinnon

1	1:34.047	+9.265	17:01:10.277
2	1:26.204	+1.422	17:02:36.481
3	1:26.438	+1.656	17:04:02.919
4	1:25.546	+0.764	17:05:28.465
5	1:25.154	+0.372	17:06:53.619
6	1:24.811	+0.029	17:08:18.430
7	1:25.351	+0.569	17:09:43.781
8	1:25.671	+0.889	17:11:09.452
9	1:24.782	-	17:12:34.234
10	1:26.061	+1.279	17:14:00.295
11	1:26.991	+2.209	17:15:27.286
12	1:26.690	+1.908	17:16:53.976
13	1:26.406	+1.624	17:18:20.382
14	1:27.020	+2.238	17:19:47.402

(62) Gayle Baird

1	1:34.828	+7.081	17:01:11.654
2	1:28.833	+1.086	17:02:40.487
3	1:27.995	+0.248	17:04:08.482
4	1:27.767	+0.020	17:05:36.249
5	1:28.757	+1.010	17:07:05.006
6	1:29.327	+1.580	17:08:34.333
7	1:28.780	+1.033	17:10:03.113
8	1:29.393	+1.646	17:11:32.506
9	1:27.898	+0.151	17:13:00.404
10	1:28.894	+1.147	17:14:29.298
11	1:29.296	+1.549	17:15:58.594
12	1:27.868	+0.121	17:17:26.462
13	1:29.181	+1.434	17:18:55.643
14	1:27.747	-	17:20:23.390

(88) Craig Hunter

1	1:35.547	+8.538	17:01:12.624
2	1:28.848	+1.839	17:02:41.472
3	1:28.733	+1.724	17:04:10.205
4	1:27.497	+0.488	17:05:37.702
5	1:28.103	+1.094	17:07:05.805
6	1:29.613	+2.604	17:08:35.418
7	1:28.677	+1.668	17:10:04.095
8	1:29.045	+2.036	17:11:33.140
9	1:29.656	+2.647	17:13:02.796
10	1:27.009	-	17:14:29.805
11	1:29.962	+2.953	17:15:59.767
12	1:27.558	+0.549	17:17:27.325
13	1:30.265	+3.256	17:18:57.590
14	1:28.055	+1.046	17:20:25.645

(5) Ryan O'Connor

p1	5:58.532	+4:38.616	17:05:31.441
2	1:27.612	+7.696	17:06:59.053
3	1:21.323	+1.407	17:08:20.376

Lap	Lap Tm	Diff	Time of Day
4	1:21.129	+1.213	17:09:41.505
5	1:20.654	+0.738	17:11:02.159
6	1:20.121	+0.205	17:12:22.280
7	1:22.349	+2.433	17:13:44.629
8	1:21.529	+1.613	17:15:06.158
9	1:20.392	+0.476	17:16:26.550
10	1:19.916	-	17:17:46.466
11	1:26.943	+7.027	17:19:13.409
12	1:22.964	+3.048	17:20:36.373

(37) John Cartwright

1	1:30.380	-	17:01:04.846
---	----------	---	--------------

(31) Owen Cousins

1	1:26.696	+4.065	17:01:01.836
2	1:25.313	+2.682	17:02:27.149
3	1:24.038	+1.407	17:03:51.187
4	1:22.631	-	17:05:13.818
5	1:23.700	+1.069	17:06:37.518
6	1:24.041	+1.410	17:08:01.559
7	1:23.155	+0.524	17:09:24.714
8	1:23.928	+1.297	17:10:48.642

Lap	Lap Tm	Diff	Time of Day
-----	--------	------	-------------



**May Madness Weekend
SCCBC
MISSION RACEWAY PARK
OFFICIAL RACE RESULTS**

**Sanction # CACC
Track Length: 2.12 Km.**

CW2

May 30-31,2009

POS	CAR	DRIVER	TOWN	MAKE	COLOUR	LAPS	O/A	CLUB	LICENSE	SPONSOR	FASTLAP
GT1											
DNS	117	Jack Ondrack	Spruce Grove	Albert	Acura Integra	Red	0	DNS	NASCC	ASN/ Boreal Laser	---
GTL											
1	177	Donato DeSandoli	Nakusp,BC		Dodge Neon	White	15	10	SCCBC	CACC Kootenay Chrysler, Kal Tire	1:23.090
2	32	Wayne McKinnon	Delta,BC		Honda CRX	Red	14	12	SCCBC	CACC Ladner Chevron, Snap-On, My Children's Inheritance	1:24.782
DNF	37	John Cartwright	New Westminster,B		Honda Civic	Blue	1	DNF	SCCBC	CACC False Creek Management	1:30.380
DNS	443	Lorne Stead	Richmond, BC		Datsun 1200	Brown	0	DNS	SCCBC	CACC Southside Nissan, Hemlock Valley VFD, Serious Moon!	---
GTM											
1	702	Harry Watson	Coquitlam,BC		Mazda Miata	Red	16	1	SCCBC	CACC Metro Testing & Specialty Engineering	1:13.344
2	727	Malcolm McQueen	Burnaby,BC		Datsun 510	Blue & Black	16	2	WCIRA	WCIR Setpoint Engine Control	1:15.979
3	99	Rocky Elli	Vancouver, BC		BMW 330i	White	16	3	SCCBC	SCCA The BMW Store	1:17.623
4	46	Garry Bone	Vancouver,BC		Honda S2000	White	15	6	SCCBC	CACC Puma, Livestock, Blitzkrieg Autowerks, Proper Desig	1:19.403
5	708	Victor Harvey	Abbotsford,BC		Merkur XR4Ti	Silver	15	8	SCCBC	CACC West Rockies Service	1:20.120
6	5	Ryan O'Connor	Vancouver,BC		BMW 325is	Blue	12	15	SCCBC	CACC Woodhouse & Associates	1:19.916
DNS	08	Carlos Tesler-Mabe	Vancouver,BC		Acura Integra	White/Yellow	0	DNS	SCCBC	SCCA BMW STORE	---
DNS	28	Bryan Holyk	Coquitlam,BC		Posche 996	Blue	0	DNS	SCCBC	CACC	---
DNS	28	Bryan Holyk	Coquitlam,BC		Posche 996	Blue	0	DNS	SCCBC	CACC	---
GTO											
1	103	Steve Paquette	North Vancouver,BC		Porsche Twin Turbo	Blue	16	4	SCCBC	CACC Bullet Racing MB Euromotors	1:16.980
DNS	08	Carlos Tesler-Mabe	Vancouver,BC		Chevy Monte Carlo	Black	0	DNS	SCCBC	SCCA BMW STORE	---
DNS	9	Mark Voth	Abbotsford, BC		Chevrolet Monte Ca	Black	0	DNS	SCCBC	CACC Proformance Racing, Seattle Tool, K&N Filters, Childr	---
DNS	14	Gary Mathies	Abbotsford, BC		Chevrolet Monte Ca	Blue	0	DNS	SCCBC	CACC ProFormance Racing, Seattle Tool, Greenhouse Deligh	---
DNS	24	Scott Edwards	Abbotsford,BC		Chev Monte Carlo	Black and Red	0	DNS	SCCBC	CACC ProFormance Racing, Greenhouse Delight, K&N Filter	---
DNS	29	Jason Ratzlaff	Abbotsford,BC		Chevy Monte Carlo	Yellow and Blac	0	DNS	SCCBC	CACC ProFormance Racing, MetroCan Construction, Pennzoi	---
DNS	42	Lyle Paulson	Vernon, BC		Chevrolet Monte Ca	Black	0	DNS	SCCBC	SCCA ProFormance Racing, MetroCan Construction, L&S Hol	---
DNS	56	Chris Manuel	Abbotsford,BC		Chevrolet Camaro	Red	0	DNS	SCCBC	CACC Abstract Alloy, OK Drywall	---
DNS	66	Richard Eagan	Vancouver,BC		Pont G.P.	Blue	0	DNS	SCCBC	CACC P.P.1 Camera Corp/21 Century Aliment/ Petersen Tra	---
DNS	94	Chris Chamberlain	Calgary,AB		Chevrolet Corvette	White	0	DNS	SCCBC	CACC Davenport Motorsports, HRE	---
IP3											
1	12	WC Storms	Maple Ridge,BC		Honda CRX-Si	Blue	15	5	SCCBC	CACC WCS Motorsports	1:19.782
2	33	Burton Reynolds	Mission, BC		Honda CRX	Blue	15	7	SCCBC	CACC 2nd Gen Racing, KMS Tools	1:20.980
3	19	Cory Wong	Mission,BC		Honda Civic	Red/White	15	9	SCCBC	CACC	1:21.969
4	7	John Gillespie	Tsawwassen,BC		Honda CRX	White	15	11	SCCBC	CACC Barfix, TBS Electrical Contractor	1:23.044
5	62	Gayle Baird	Ladner		Honda Civic	Blue	14	13	SCCBC	CACC	1:27.747
6	88	Craig Hunter	Victoria, BC		Mazda Miata	Orange / Grey	14	14	VMSC	CACC Hunter Performance	1:27.009
DNF	131	Martin Berryman	Coquitlam,BC		Honda CRX Si	White	0	DNF	SCCBC	CACC Waness Custom Woodworks Inc	---
DNF	31	Owen Cousins	Vancouver,BC		Toyota MR2	Red/Blue	8	DNF	SCCBC	CACC	1:22.631
DNS	26	Shaun Roberts	Kelowna,BC		Honda Civic Si	Red	0	DNS	SCCBC	CACC	---
DNS	60	Norm Shaw	Burnaby, BC		Mazda Miata	Green	0	DNS	SCCBC	CACC	---
DNS	90	Bruce Jamieson	West Vancouver,BC		Honda Civic	Black	0	DNS	SCCBC	CACC	---

TOTAL IN GROUP= 35

COMMENTS: **Closed Wheel 2 Race 2 - Sunday**



[Handwritten Signature]

STEWARD: _____

May 31, 2009 5:23:26 PM

TIMING & SCORING: _____