


SoloSprint  
SoloSprint Practice 1  
Practice

Mission Raceway Park 2.120 Km

30/05/2009 09:20 AM



Lap	Lap Tm	Diff	Time of Day
<b>(727) Malcolm McQueen</b>			
1	1:46.597	+28.540	9:35:43.318
2	1:22.104	+4.047	9:37:05.422
3	1:19.839	+1.782	9:38:25.261
4	1:19.804	+1.747	9:39:45.065
5	1:18.057	-	9:41:03.122
6	1:20.300	+2.243	9:42:23.422
7	1:23.484	+5.427	9:43:46.906
8	1:22.583	+4.526	9:45:09.489
9	1:22.103	+4.046	9:46:31.592
10	1:21.932	+3.875	9:47:53.524

<b>(64) Mark Saunders</b>			
1	1:58.941	+39.696	9:36:24.514
2	1:26.207	+6.962	9:37:50.721
3	1:20.153	+0.908	9:39:10.874
4	1:22.818	+3.573	9:40:33.692
5	1:42.720	+23.475	9:42:16.412
6	1:21.420	+2.175	9:43:37.832
7	1:19.245	-	9:44:57.077
8	1:27.436	+8.191	9:46:24.513
9	1:21.813	+2.568	9:47:46.326

<b>(8) Heather McKone</b>			
1	1:57.060	+36.016	9:36:25.512
2	1:27.569	+6.525	9:37:53.081
3	1:21.354	+0.310	9:39:14.435
4	1:25.128	+4.084	9:40:39.563
5	1:32.013	+10.969	9:42:11.576
6	1:22.104	+1.060	9:43:33.680
7	1:21.044	-	9:44:54.724

<b>(42) Colin Stenhouse</b>			
1	1:47.484	+24.769	9:35:58.383
2	1:25.654	+2.939	9:37:24.037
3	1:31.867	+9.152	9:38:55.904
4	1:23.202	+0.487	9:40:19.106
5	1:24.276	+1.561	9:41:43.382
6	1:25.768	+3.053	9:43:09.150
7	1:26.375	+3.660	9:44:35.525
8	1:22.979	+0.264	9:45:58.504
9	1:22.715	-	9:47:21.219

<b>(49) Tyson Kaempffer</b>			
1	1:42.166	+19.430	9:39:02.790
2	1:30.999	+8.263	9:40:33.789
3	1:30.446	+7.710	9:42:04.235
4	1:26.513	+3.777	9:43:30.748
5	1:22.736	-	9:44:53.484
6	1:39.772	+17.036	9:46:33.256
7	1:36.460	+13.724	9:48:09.716

<b>(56)</b>			
1	1:55.751	+32.581	9:36:26.535
2	1:30.436	+7.266	9:37:56.971
3	1:27.279	+4.109	9:39:24.250
4	1:34.108	+10.938	9:40:58.358
5	1:24.594	+1.424	9:42:22.952
6	1:33.108	+9.938	9:43:56.060
7	1:23.170	-	9:45:19.230

Lap	Lap Tm	Diff	Time of Day
8	1:23.738	+0.568	9:46:42.968
9	1:34.655	+11.485	9:48:17.623

<b>(31) Larry Sandham</b>			
1	1:47.419	+22.339	9:35:48.872
2	1:25.080	-	9:37:13.952
3	1:31.346	+6.266	9:38:45.298

<b>(73) Mike Elsinga</b>			
1	1:47.992	+19.100	9:36:06.368
2	1:28.892	-	9:37:35.260
3	1:33.834	+4.942	9:39:09.094

<b>(88) Robin Page</b>			
1	1:49.564	+20.447	9:35:48.811
2	1:33.405	+4.288	9:37:22.216
p3	2:45.386	+1:16.269	9:40:07.602
4	1:35.386	+6.269	9:41:42.988
5	1:34.306	+5.189	9:43:17.294
6	1:32.155	+3.038	9:44:49.449
7	1:33.277	+4.160	9:46:22.726
8	1:29.117	-	9:47:51.843

<b>0</b>			
1	1:50.463	+21.206	9:36:27.164
2	1:29.257	-	9:37:56.421

<b>(4) Albert Racine</b>			
1	1:44.571	+12.297	9:35:51.048
2	1:32.274	-	9:37:23.322
3	1:34.910	+2.636	9:38:58.232
4	1:35.535	+3.261	9:40:33.767
5	1:37.904	+5.630	9:42:11.671
6	1:34.168	+1.894	9:43:45.839
7	1:33.374	+1.100	9:45:19.213
8	1:32.766	+0.492	9:46:51.979
9	1:33.072	+0.798	9:48:25.051

<b>(44) Art Dickenson</b>			
1	2:03.281	+25.490	9:36:25.937
2	1:45.623	+7.832	9:38:11.560
3	1:39.551	+1.760	9:39:51.111
4	1:37.791	-	9:41:28.902
5	1:39.381	+1.590	9:43:08.283
6	1:38.111	+0.320	9:44:46.394
7	1:43.029	+5.238	9:46:29.423
8	1:38.301	+0.510	9:48:07.724




SoloSprint

SoloSprint Qualify

Qualify

Mission Raceway Park 2.120 Km

30/05/2009 03:00 PM



Lap	Lap Tm	Diff	Time of Day
<b>(227) Malcolm McQueen</b>			
1	1:50.792	+34.700	15:17:47.689
2	1:17.939	+1.847	15:19:05.628
p3	1:49.423	+33.331	15:20:55.051
4	1:33.614	+17.522	15:22:28.665
5	1:17.675	+1.583	15:23:46.340
6	1:27.467	+11.375	15:25:13.807
7	1:29.978	+13.886	15:26:43.785
8	1:16.092	-	15:27:59.877
9	1:17.999	+1.907	15:29:17.876
10	1:19.343	+3.251	15:30:37.219
11	1:20.364	+4.272	15:31:57.583
12	1:21.769	+5.677	15:33:19.352
13	1:18.983	+2.891	15:34:38.335

Lap	Lap Tm	Diff	Time of Day
<b>(31) Larry Sandham</b>			
1	1:38.799	+20.759	15:17:07.191
2	1:21.395	+3.355	15:18:28.586
3	1:24.284	+6.244	15:19:52.870
4	1:26.232	+8.192	15:21:19.102
5	1:21.494	+3.454	15:22:40.596
6	1:22.226	+4.186	15:24:02.822
7	1:19.419	+1.379	15:25:22.241
8	1:24.653	+6.613	15:26:46.894
9	1:18.040	-	15:28:04.934

Lap	Lap Tm	Diff	Time of Day
<b>(82) Josh Vandekerkhove</b>			
1	1:41.420	+22.910	15:17:17.747
2	1:31.694	+13.184	15:18:49.441
3	1:19.485	+0.975	15:20:08.926
4	1:23.488	+4.978	15:21:32.414
5	1:32.741	+14.231	15:23:05.155
6	1:20.819	+2.309	15:24:25.974
7	1:20.917	+2.407	15:25:46.891
8	1:20.743	+2.233	15:27:07.634
9	1:24.385	+5.875	15:28:32.019
10	1:22.384	+3.874	15:29:54.403
11	1:31.288	+12.778	15:31:25.691
12	1:18.510	-	15:32:44.201
13	1:19.872	+1.362	15:34:04.073

Lap	Lap Tm	Diff	Time of Day
<b>(33) Glenn Rodgerson</b>			
1	1:39.925	+19.676	15:17:12.224
2	1:20.319	+0.070	15:18:32.543
3	1:21.414	+1.165	15:19:53.957
4	1:34.886	+14.637	15:21:28.843
5	1:28.719	+8.470	15:22:57.562
6	1:27.680	+7.431	15:24:25.242
7	1:20.249	-	15:25:45.491
8	1:21.740	+1.491	15:27:07.231
9	1:31.285	+11.036	15:28:38.516
10	1:33.351	+13.102	15:30:11.867
11	1:34.573	+14.324	15:31:46.440
12	1:20.477	+0.228	15:33:06.917
13	1:25.616	+5.367	15:34:32.533

Lap	Lap Tm	Diff	Time of Day
<b>(49) Tyson Kaempffer</b>			
1	1:39.368	+18.561	15:17:26.088
2	1:26.591	+5.784	15:18:52.679
3	1:27.190	+6.383	15:20:19.869

Lap	Lap Tm	Diff	Time of Day
4	1:20.807	-	15:21:40.676
5	1:30.401	+9.594	15:23:11.077
6	1:30.678	+9.871	15:24:41.755
7	1:31.308	+10.501	15:26:13.063
8	1:24.238	+3.431	15:27:37.301
9	1:21.330	+0.523	15:28:58.631
10	1:40.296	+19.489	15:30:38.927
11	1:34.360	+13.553	15:32:13.287
12	1:32.910	+12.103	15:33:46.197

Lap	Lap Tm	Diff	Time of Day
<b>(15) Sheridan Empey</b>			
1	1:38.432	+17.422	15:17:26.498
2	1:27.306	+6.296	15:18:53.804
3	1:30.954	+9.944	15:20:24.758
4	1:24.910	+3.900	15:21:49.668
5	1:21.940	+0.930	15:23:11.608
6	1:27.251	+6.241	15:24:38.859
7	1:21.010	-	15:25:59.869
8	1:22.454	+1.444	15:27:22.323
9	1:23.764	+2.754	15:28:46.087
10	1:42.922	+21.912	15:30:29.009
p11	2:03.208	+42.198	15:32:32.217
12	1:28.566	+7.556	15:34:00.783

Lap	Lap Tm	Diff	Time of Day
<b>(64) Mark Saunders</b>			
1	1:42.297	+21.273	15:17:06.865
2	1:21.024	-	15:18:27.889
3	1:25.085	+4.061	15:19:52.974
4	1:33.006	+11.982	15:21:25.980

Lap	Lap Tm	Diff	Time of Day
<b>(42) Colin Stenhouse</b>			
1	1:41.363	+19.376	15:17:25.692
2	1:27.568	+5.581	15:18:53.260
3	1:31.133	+9.146	15:20:24.393
4	1:26.502	+4.515	15:21:50.895
5	1:21.987	-	15:23:12.882
6	1:28.104	+6.117	15:24:40.986
7	1:24.728	+2.741	15:26:05.714
8	1:23.048	+1.061	15:27:28.762
9	1:23.881	+1.894	15:28:52.643
10	1:36.167	+14.180	15:30:28.810
11	1:25.847	+3.860	15:31:54.657
12	1:24.866	+2.879	15:33:19.523
13	1:23.670	+1.683	15:34:43.193

Lap	Lap Tm	Diff	Time of Day
<b>(25) Gaven Attien</b>			
1	1:41.133	+18.860	15:17:08.152
2	1:22.273	-	15:18:30.425
3	1:23.331	+1.058	15:19:53.756
4	1:45.528	+23.255	15:21:39.284
p5	3:43.461	+2:21.188	15:25:22.745
6	1:39.520	+17.247	15:27:02.265
7	1:23.672	+1.399	15:28:25.937
8	1:28.228	+5.955	15:29:54.165
9	1:23.680	+1.407	15:31:17.845
10	1:24.818	+2.545	15:32:42.663
11	1:23.215	+0.942	15:34:05.878

Lap	Lap Tm	Diff	Time of Day
<b>(56) Dave Krulitsky</b>			
1	1:44.536	+21.397	15:17:24.244
2	1:27.796	+4.657	15:18:52.040

Lap	Lap Tm	Diff	Time of Day
3	1:31.673	+8.534	15:20:23.713
4	1:23.139	-	15:21:46.852
5	1:45.808	+22.669	15:23:32.660
6	1:40.809	+17.670	15:25:13.469
7	1:37.560	+14.421	15:26:51.029
8	1:28.678	+5.539	15:28:19.707
p9	2:01.367	+38.228	15:30:21.074
10	1:47.313	+24.174	15:32:08.387
11	1:25.512	+2.373	15:33:33.899

Lap	Lap Tm	Diff	Time of Day
<b>(311) Glen Custer</b>			
1	1:50.321	+26.932	15:17:52.889
2	1:28.126	+4.737	15:19:21.015
3	1:30.176	+6.787	15:20:51.191
4	1:26.090	+2.701	15:22:17.281
5	1:28.557	+5.168	15:23:45.838
6	1:29.518	+6.129	15:25:15.356
7	1:32.353	+8.964	15:26:47.709
8	1:23.389	-	15:28:11.098
9	1:40.457	+17.068	15:29:51.555
10	1:44.512	+21.123	15:31:36.067
11	1:35.678	+12.289	15:33:11.745
12	1:31.053	+7.664	15:34:42.798

Lap	Lap Tm	Diff	Time of Day
<b>(8) Heather McKone</b>			
1	1:35.216	+11.338	15:17:28.080
2	1:26.355	+2.477	15:18:54.435
3	1:31.221	+7.343	15:20:25.656
p4	1:55.583	+31.705	15:22:21.239
5	1:37.583	+13.705	15:23:58.822
6	1:23.878	-	15:25:22.700
7	1:34.137	+10.259	15:26:56.837
8	1:31.220	+7.342	15:28:28.057
9	1:32.210	+8.332	15:30:00.267
10	1:34.614	+10.736	15:31:34.881
11	1:29.279	+5.401	15:33:04.160
12	1:34.031	+10.153	15:34:38.191

Lap	Lap Tm	Diff	Time of Day
<b>(1) Troy Schiewe</b>			
1	1:57.587	+28.429	15:18:06.778
2	1:46.168	+17.010	15:19:52.946
3	1:39.770	+10.612	15:21:32.716
4	1:37.256	+8.098	15:23:09.972
5	1:38.975	+9.817	15:24:48.947
6	1:31.178	+2.020	15:26:20.125
7	1:30.695	+1.537	15:27:50.820
8	1:32.107	+2.949	15:29:22.927
9	1:30.188	+1.030	15:30:53.115
10	1:31.889	+2.731	15:32:25.004
11	1:29.158	-	15:33:54.162
12	1:31.749	+2.591	15:35:25.911


Lap	Lap Tm	Diff	Time of Day
<b>(50) Frank Winterlik</b>			
1	1:54.337	+24.201	15:18:07.994
2	1:44.102	+13.966	15:19:52.096
3	1:39.548	+9.412	15:21:31.644
4	1:33.705	+3.569	15:23:05.349
5	1:30.681	+0.545	15:24:36.030
6	1:33.141	+3.005	15:26:09.171
7	1:31.617	+1.481	15:27:40.788
8	1:31.450	+1.314	15:29:12.238



SoloSprint  
SoloSprint Qualify  
Qualify

Mission Raceway Park 2.120 Km

30/05/2009 03:00 PM



Lap	Lap Tm	Diff	Time of Day
9	1:32.716	+2.580	15:30:44.954
10	1:30.136	-	15:32:15.090
11	1:31.947	+1.811	15:33:47.037
12	1:34.099	+3.963	15:35:21.136
<hr/>			
(88) Robin Page			
1	1:52.534	+21.533	15:17:53.085
2	1:33.823	+2.822	15:19:26.908
3	1:31.001	-	15:20:57.909
4	1:31.487	+0.486	15:22:29.396
5	1:34.228	+3.227	15:24:03.624
6	1:32.574	+1.573	15:25:36.198
7	1:32.108	+1.107	15:27:08.306
8	1:33.136	+2.135	15:28:41.442
9	1:34.212	+3.211	15:30:15.654
10	1:34.922	+3.921	15:31:50.576
11	1:33.097	+2.096	15:33:23.673
12	1:32.899	+1.898	15:34:56.572
<hr/>			
(73) Mike Elsinga			
1	1:41.541	+10.404	15:17:16.788
2	1:40.456	+9.319	15:18:57.244
3	1:31.657	+0.520	15:20:28.901
4	1:31.137	-	15:22:00.038
<hr/>			
(4) Albert Racine			
1	1:45.829	+13.311	15:17:16.058
2	1:34.030	+1.512	15:18:50.088
3	1:33.833	+1.315	15:20:23.921
4	1:35.612	+3.094	15:21:59.533
5	1:36.545	+4.027	15:23:36.078
6	1:35.659	+3.141	15:25:11.737
7	1:35.719	+3.201	15:26:47.456
8	1:32.518	-	15:28:19.974
9	1:34.072	+1.554	15:29:54.046
10	1:35.312	+2.794	15:31:29.358
11	1:34.517	+1.999	15:33:03.875
12	1:34.360	+1.842	15:34:38.235
<hr/>			
(44) Art Dickenson			
1	2:02.054	+24.401	15:18:06.195
2	1:45.163	+7.510	15:19:51.358
3	1:37.653	-	15:21:29.011
4	1:39.855	+2.202	15:23:08.866
5	2:00.527	+22.874	15:25:09.393
6	1:46.669	+9.016	15:26:56.062
7	1:41.765	+4.112	15:28:37.827
8	1:41.190	+3.537	15:30:19.017
9	1:39.327	+1.674	15:31:58.344
10	1:46.916	+9.263	15:33:45.260
11	1:42.199	+4.546	15:35:27.459

Lap Lap Tm Diff Time of Day

Lap Lap Tm Diff Time of Day



SoloSprint

Mission Raceway Park 2.120 Km

SoloSprint Qualify

30/05/2009 03:00 PM

Qualify

Pos	No.	Name	Town	Make	Colour	Class	Club	License	Sponsor	2nd Best	Best Tm
1	727	Malcolm McQueen	Burnaby,BC	Datsun 510	Blue & Black	GT3	WCIRABC	WCIRABC	Setpoint Engine Control	1:17.675	1:16.092
2	31	Larry Sandham	Victoria,BC	Mini Vauxhall	Green/Blue	GTX	VMSC	CACC	Fountain Tire - Victoria	1:19.419	1:18.040
3	82	Josh Vandekerkhove	Victoria, BC	VW Rabbit	Green	SOLO	VMSC	CACC	Parker Johnston Industries, Just Rocks, Zensport	1:19.485	1:18.510
4	33	Glenn Rodgeron	Pitt Meadows,BC	Ford Mustang 5.0	Red	SP3	BCMA	CACC	Killer Customs, Fulcrum Motorsports, Pennzoil, Raybestos Br	1:20.319	1:20.249
5	49	Tyson Kaempffer	Port Moody,BC	Honda CRX Si	Red	SPX2	BCMA	CACC	Sheridan Empey	1:21.330	1:20.807
6	15	Sheridan Empey	Maple Ridge,BC	Honda CRX	Red	SP1	BCMA	CACC		1:21.940	1:21.010
7	64	Mark Saunders	Coquitlam, BC	Chev Camaro	Blue	GT1	SCCBC	CACC		1:25.085	1:21.024
8	42	Colin Stenhouse	N. Van, BC	Ford Mustang	White	SP3	UBCSCC	CACC	Stenhouse Racing	1:23.048	1:21.987
9	25	Gaven Aittien	Victoria	Subaru Impreza	black	SOLO	VMSC	CACC		1:23.215	1:22.273
10	56	Dave Krulitsky	Kamloops,BC	Dodge Omni GLH	Blue	GTO	BCMA	CACC		1:25.512	1:23.139
11	311	Glen Custer	Surrey	Ford Anglia	white	SOLO		CACC	Rapid Dynamics Specialty Engineering	1:26.090	1:23.389
12	8	Heather McKone	Vancouver, BC	Integra Type R	White	SP1	UBCSCC	CACC		1:26.355	1:23.878
13	1	Troy Schiewe	Surrey	Mini Cooper S	Silver/Black	SS2	SCCBC	CACC		1:30.188	1:29.158
14	50	Frank Winterlik	Lake Country,BC	Porsche 911S	Blue	VRS	VRCBC	CACC	900 Werks Porsche Specialities	1:30.681	1:30.136
15	88	Robin Page	Sechelt,BC	Subaru WRX	Silver	STX	SCCBC	SOLO	ME	1:31.487	1:31.001
16	73	Mike Elsinga	New West, BC	Porsche 914	Blue	GTO	BCMA	CACC		1:31.657	1:31.137
17	4	Albert Racine	Mission, BC	Ford Mustang	White	SOLO	SCCBC	CACC		1:33.833	1:32.518
18	44	Art Dickenson	Pitt Meadows, BC	Toyota Corolla	White/Black	SOLO 1	BCMA	CACC	KMS Car Parts, Killer Customs, Big O - Maple Ridge	1:39.327	1:37.653
19	7	Chase Dickenson	Pitt Meadows, BC	Toyota Corolla	White and Black	SOLO	SCCBC	CACC		----	----
20	13	Jared Powell-Williams	Delta,BC	Mazda Miata	Red	SP1	UBCSCC	CACC		----	----
21	130	Johnny Sandhu	Vancouver, BC	Pontiac Trans Am	Black	SP3	VCMC	CACC	Drivers Edge Autosports	----	----
22	141	Todd R. Wilke	Langley, BC	Toyota Corolla	White	SPX2	BCMA	CACC		----	----




SoloSprint

SoloSprint Timed Runs

Qualify

Mission Raceway Park 2.120 Km

30/05/2009 04:30 PM



Lap	Lap Tm	Diff	Time of Day
<b>(31) Larry Sandham</b>			
1	1:41.174	+25.364	16:41:42.138
2	1:17.795	+1.985	16:42:59.933
3	1:17.759	+1.949	16:44:17.692
4	1:15.810	-	16:45:33.502
5	1:17.225	+1.415	16:46:50.727
6	1:24.010	+8.200	16:48:14.737

Lap	Lap Tm	Diff	Time of Day
<b>(727) Malcolm McQueen</b>			
1	1:41.267	+24.269	16:45:34.012
2	1:19.399	+2.401	16:46:53.411
3	1:21.717	+4.719	16:48:15.128
4	1:18.926	+1.928	16:49:34.054
5	1:19.142	+2.144	16:50:53.196
6	1:20.519	+3.521	16:52:13.715
7	1:17.395	+0.397	16:53:31.110
8	1:17.601	+0.603	16:54:48.711
9	1:16.998	-	16:56:05.709
10	1:19.655	+2.657	16:57:25.364
11	1:22.128	+5.130	16:58:47.492
12	1:19.078	+2.080	17:00:06.570
13	1:18.135	+1.137	17:01:24.705
14	1:24.812	+7.814	17:02:49.517
15	1:19.856	+2.858	17:04:09.373

Lap	Lap Tm	Diff	Time of Day
<b>(82) Josh Vandekerkhove</b>			
1	1:41.058	+24.033	16:41:42.986
2	1:18.279	+1.254	16:43:01.265
3	1:17.025	-	16:44:18.290
4	1:17.447	+0.422	16:45:35.737
5	1:18.268	+1.243	16:46:54.005
6	1:21.697	+4.672	16:48:15.702
7	1:18.665	+1.640	16:49:34.367
8	1:25.938	+8.913	16:51:00.305
9	1:18.571	+1.546	16:52:18.876
p10	2:41.201	+1:24.176	16:55:00.077
11	1:27.633	+10.608	16:56:27.710

Lap	Lap Tm	Diff	Time of Day
<b>(64) Mark Saunders</b>			
1	1:36.712	+19.020	16:41:50.810
2	1:18.809	+1.117	16:43:09.619
3	1:18.608	+0.916	16:44:28.227
4	1:20.586	+2.894	16:45:48.813
5	1:17.692	-	16:47:06.505
6	1:19.427	+1.735	16:48:25.932
7	1:26.885	+9.193	16:49:52.817
8	1:22.710	+5.018	16:51:15.527
9	1:22.937	+5.245	16:52:38.464
10	1:25.230	+7.538	16:54:03.694
11	1:20.989	+3.297	16:55:24.683
12	1:22.185	+4.493	16:56:46.868
13	1:21.267	+3.575	16:58:08.135
14	1:20.038	+2.346	16:59:28.173
15	1:34.106	+16.414	17:01:02.279
16	1:29.050	+11.358	17:02:31.329
17	1:25.497	+7.805	17:03:56.826

Lap	Lap Tm	Diff	Time of Day
<b>(33) Glenn Hodgerson</b>			
1	1:39.850	+20.889	16:41:45.376
2	1:19.538	+0.577	16:43:04.914

Lap	Lap Tm	Diff	Time of Day
3	1:19.465	+0.504	16:44:24.379
4	1:24.857	+5.896	16:45:49.236
5	1:26.409	+7.448	16:47:15.645
6	1:21.824	+2.863	16:48:37.469
7	1:20.137	+1.176	16:49:57.606
8	1:22.013	+3.052	16:51:19.619
9	1:28.764	+9.803	16:52:48.383
10	1:30.454	+11.493	16:54:18.837
11	1:19.275	+0.314	16:55:38.112
12	1:27.024	+8.063	16:57:05.136
p13	3:08.815	+1:49.854	17:00:13.951
14	1:36.802	+17.841	17:01:50.753
15	1:18.961	-	17:03:09.714
16	1:25.777	+6.816	17:04:35.491

Lap	Lap Tm	Diff	Time of Day
<b>(49) Tyson Kaempfer</b>			
1	1:39.284	+19.455	16:41:46.757
2	1:19.829	-	16:43:06.586
3	1:20.116	+0.287	16:44:26.702
4	1:29.991	+10.162	16:45:56.693
5	1:20.852	+1.023	16:47:17.545

Lap	Lap Tm	Diff	Time of Day
<b>(25) Gaven Aittien</b>			
1	1:37.186	+17.251	16:41:56.790
2	1:21.301	+1.366	16:43:18.091
3	1:19.935	-	16:44:38.026
4	1:22.028	+2.093	16:46:00.054
5	1:22.573	+2.638	16:47:22.627
6	1:25.329	+5.394	16:48:47.956
7	1:29.763	+9.828	16:50:17.719
8	1:33.946	+14.011	16:51:51.665
p9	3:17.998	+1:58.063	16:55:09.663
10	1:47.653	+27.718	16:56:57.316
11	1:23.303	+3.368	16:58:20.619
12	1:22.461	+2.526	16:59:43.080
13	1:38.905	+18.970	17:01:21.985
14	1:36.424	+16.489	17:02:58.409
15	1:22.670	+2.735	17:04:21.079

Lap	Lap Tm	Diff	Time of Day
<b>(15) Sheridan Empey</b>			
1	1:38.674	+18.169	16:41:47.497
2	1:20.688	+0.183	16:43:08.185
3	1:21.386	+0.881	16:44:29.571
4	1:25.365	+4.860	16:45:54.936
5	1:21.921	+1.416	16:47:16.857
p6	1:49.574	+29.069	16:49:06.431
7	1:24.678	+4.173	16:50:31.109
8	1:22.472	+1.967	16:51:53.581
9	1:21.002	+0.497	16:53:14.583
10	1:20.505	-	16:54:35.088
11	1:23.571	+3.066	16:55:58.659
12	1:21.132	+0.627	16:57:19.791

Lap	Lap Tm	Diff	Time of Day
<b>(42) Colin Stenhouse</b>			
1	1:35.219	+14.022	16:41:52.491
2	1:22.279	+1.082	16:43:14.770
3	1:21.197	-	16:44:35.967
4	1:23.556	+2.359	16:45:59.523
5	1:24.125	+2.928	16:47:23.648
6	1:25.640	+4.443	16:48:49.288
7	1:21.744	+0.547	16:50:11.032

Lap	Lap Tm	Diff	Time of Day
8	1:22.755	+1.558	16:51:33.787
9	1:24.192	+2.995	16:52:57.979
10	1:22.189	+0.992	16:54:20.168
11	1:22.803	+1.606	16:55:42.971
12	1:21.575	+0.378	16:57:04.546
13	1:21.705	+0.508	16:58:26.251
14	1:21.844	+0.647	16:59:48.095
15	1:25.667	+4.470	17:01:13.762
16	1:23.550	+2.353	17:02:37.312
17	1:22.387	+1.190	17:03:59.699


Lap	Lap Tm	Diff	Time of Day
<b>(8) Heather McKone</b>			
1	1:37.931	+16.691	16:42:03.028
2	1:24.350	+3.110	16:43:27.378
3	1:22.511	+1.271	16:44:49.889
4	1:23.023	+1.783	16:46:12.912
5	1:23.330	+2.090	16:47:36.242
6	1:25.580	+4.340	16:49:01.822
7	1:37.275	+16.035	16:50:39.097
8	1:21.240	-	16:52:00.337
p9	2:00.616	+39.376	16:54:00.953
10	1:44.030	+22.790	16:55:44.983
p11	2:12.049	+50.809	16:57:57.032
12	1:35.132	+13.892	16:59:32.164
13	1:21.521	+0.281	17:00:53.685

Lap	Lap Tm	Diff	Time of Day
<b>(56) Dave Krullitsky</b>			
1	1:39.937	+18.415	16:42:02.280
2	1:22.801	+1.279	16:43:25.081
3	1:24.063	+2.541	16:44:49.144
4	1:49.538	+28.016	16:46:38.682
5	1:40.295	+18.773	16:48:18.977
6	1:21.691	+0.169	16:49:40.668
7	1:46.957	+25.435	16:51:27.625
8	1:41.387	+19.865	16:53:09.012
9	1:21.522	-	16:54:30.534
10	1:39.312	+17.790	16:56:09.846
11	1:22.165	+0.643	16:57:32.011

Lap	Lap Tm	Diff	Time of Day
<b>(73) Mike Elsinga</b>			
1	1:35.274	+12.310	16:42:05.504
2	1:25.868	+2.904	16:43:31.372
3	1:22.964	-	16:44:54.336

Lap	Lap Tm	Diff	Time of Day
<b>(311) Glen Custer</b>			
1	1:42.158	+18.954	16:42:17.991
2	1:29.110	+5.906	16:43:47.101
3	1:23.204	-	16:45:10.305
4	1:26.864	+3.660	16:46:37.169
5	1:28.312	+5.108	16:48:05.481
6	1:32.923	+9.719	16:49:38.404
7	1:29.684	+6.480	16:51:08.088
8	1:35.118	+11.914	16:52:43.206
9	1:35.268	+12.064	16:54:18.474
10	1:33.656	+10.452	16:55:52.130
11	1:29.923	+6.719	16:57:22.053
12	1:28.575	+5.371	16:58:50.628
13	1:34.368	+11.164	17:00:24.996
14	1:31.785	+8.581	17:01:56.781
15	1:29.153	+5.949	17:03:25.934
16	1:27.865	+4.661	17:04:53.799





Lap	Lap Tm	Diff	Time of Day
<b>(50) Frank Winterlik</b>			
1	1:36.339	+9.870	16:42:04.684
2	1:26.469	-	16:43:31.153
3	1:27.078	+0.609	16:44:58.231
4	1:27.750	+1.281	16:46:25.981
5	1:28.674	+2.205	16:47:54.655
6	1:28.505	+2.036	16:49:23.160
7	1:28.038	+1.569	16:50:51.198
8	1:29.151	+2.682	16:52:20.349
9	1:28.019	+1.550	16:53:48.368
10	1:27.867	+1.398	16:55:16.235
11	1:28.930	+2.461	16:56:45.165
12	1:28.512	+2.043	16:58:13.677
13	1:28.003	+1.534	16:59:41.680
14	1:28.124	+1.655	17:01:09.804
15	1:29.744	+3.275	17:02:39.548
16	1:28.879	+2.410	17:04:08.427

Lap	Lap Tm	Diff	Time of Day
<b>(1) Troy Schiewe</b>			
1	1:42.222	+13.741	16:42:23.827
2	1:29.466	+0.985	16:43:53.293
3	1:30.577	+2.096	16:45:23.870
4	1:29.894	+1.413	16:46:53.764
5	1:30.760	+2.279	16:48:24.524
6	1:31.504	+3.023	16:49:56.028
7	1:35.377	+6.896	16:51:31.405
8	1:31.178	+2.697	16:53:02.583
9	1:38.805	+10.324	16:54:41.388
10	1:34.520	+6.039	16:56:15.908
11	1:28.858	+0.377	16:57:44.766
12	1:31.989	+3.508	16:59:16.755
13	1:30.208	+1.727	17:00:46.963
14	1:29.024	+0.543	17:02:15.987
15	1:28.872	+0.391	17:03:44.859
16	1:28.481	-	17:05:13.340

Lap	Lap Tm	Diff	Time of Day
<b>(4) Albert Racine</b>			
1	1:43.412	+13.099	16:42:15.373
2	1:31.919	+1.606	16:43:47.292
3	1:32.167	+1.854	16:45:19.459
4	1:31.981	+1.668	16:46:51.440
5	1:32.285	+1.972	16:48:23.725
6	1:31.794	+1.481	16:49:55.519
7	1:31.638	+1.325	16:51:27.157
8	1:31.365	+1.052	16:52:58.522
9	1:30.986	+0.673	16:54:29.508
10	1:32.735	+2.422	16:56:02.243
11	1:33.341	+3.028	16:57:35.584
12	1:32.868	+2.555	16:59:08.452
13	1:32.053	+1.740	17:00:40.505
14	1:30.567	+0.254	17:02:11.072
15	1:31.489	+1.176	17:03:42.561
16	1:30.313	-	17:05:12.874

Lap	Lap Tm	Diff	Time of Day
<b>(88) Robin Page</b>			
1	1:53.983	+23.197	16:42:45.594
2	1:32.255	+1.469	16:44:17.849
3	1:32.159	+1.373	16:45:50.008
4	1:32.807	+2.021	16:47:22.815
5	1:31.415	+0.629	16:48:54.230

Lap	Lap Tm	Diff	Time of Day
6	1:32.021	+1.235	16:50:26.251
7	1:31.320	+0.534	16:51:57.571
8	1:34.367	+3.581	16:53:31.938
9	1:31.987	+1.201	16:55:03.925
10	1:34.064	+3.278	16:56:37.989
11	1:30.786	-	16:58:08.775
12	1:31.678	+0.892	16:59:40.453
13	1:33.757	+2.971	17:01:14.210
<b>(44) Art Dickenson</b>			
1	1:55.019	+21.735	16:42:43.083
2	1:39.314	+6.030	16:44:22.397
3	1:37.670	+4.386	16:46:00.067
4	1:36.375	+3.091	16:47:36.442
5	1:35.165	+1.881	16:49:11.607
6	1:33.284	-	16:50:44.891

Lap	Lap Tm	Diff	Time of Day
-----	--------	------	-------------



SoloSprint

Mission Raceway Park 2.120 Km

SoloSprint Timed Runs

30/05/2009 04:30 PM

Qualify

Pos	No.	Name	Town	Make	Colour	Class	Club	License	Sponsor	2nd Best	Best Tm
1	31	Larry Sandham	Victoria,BC	Mini Vauxhall	Green/Blue	GTX	VMSC	CACC	Fountain Tire - Victoria	1:17.225	1:15.810
2	727	Malcolm McQueen	Burnaby,BC	Datsun 510	Blue & Black	GT3	WCIRABC	WCIRABC	Setpoint Engine Control	1:17.395	1:16.998
3	82	Josh Vandekerkhove	Victoria, BC	VW Rabbit	Green	SOLO	VMSC	CACC	Parker Johnston Industries, Just Rocks, Zensport	1:17.447	1:17.025
4	64	Mark Saunders	Coquitlam, BC	Chev Camaro	Blue	GT1	SCCBC	CACC		1:18.608	1:17.692
5	33	Glenn Rodgerson	Pitt Meadows,BC	Ford Mustang 5.0	Red	SP3	BCMA	CACC	Killer Customs, Fulcrum Motorsports, Pennzoil, Raybestos Br	1:19.275	1:18.961
6	49	Tyson Kaempffer	Port Moody,BC	Honda CRX Si	Red	SPX2	BCMA	CACC	Sheridan Empey	1:20.116	1:19.829
7	25	Gaven Aittien	Victoria	Subaru Impreza	black	SOLO	VMSC	CACC		1:21.301	1:19.935
8	15	Sheridan Empey	Maple Ridge,BC	Honda CRX	Red	SP1	BCMA	CACC		1:20.688	1:20.505
9	42	Colin Stenhouse	N. Van, BC	Ford Mustang	White	SP3	UBCSCC	CACC	Stenhouse Racing	1:21.575	1:21.197
10	8	Heather McKone	Vancouver, BC	Integra Type R	White	SP1	UBCSCC	CACC		1:21.521	1:21.240
11	56	Dave Krulitsky	Kamloops,BC	Dodge Omni GLH	Blue	GTO	BCMA	CACC		1:21.691	1:21.522
12	73	Mike Elsinga	New West, BC	Porsche 914	Blue	GTO	BCMA	CACC		1:25.868	1:22.964
13	311	Glen Custer	Surrey	Ford Anglia	white	SOLO		CACC	Rapid Dynamics Specialty Engineering	1:26.864	1:23.204
14	50	Frank Winterlik	Lake Country,BC	Porsche 911S	Blue	VRS	VRCBC	CACC	900 Werks Porsche Specialities	1:27.078	1:26.469
15	1	Troy Schiewe	Surrey	Mini Cooper S	Silver/Black	SS2	SCCBC	CACC		1:28.858	1:28.481
16	4	Albert Racine	Mission, BC	Ford Mustang	White	SOLO	SCCBC	CACC		1:30.567	1:30.313
17	88	Robin Page	Sechelt,BC	Subaru WRX	Silver	STX	SCCBC	SOLO	ME	1:31.320	1:30.786
18	44	Art Dickenson	Pitt Meadows, BC	Toyota Corolla	White/Black	SOLO 1	BCMA	CACC	KMS Car Parts, Killer Customs, Big O - Maple Ridge	1:35.165	1:33.284
19	7	Chase Dickenson	Pitt Meadows, BC	Toyota Corolla	White and Black	SOLO	SCCBC	CACC		----	----
20	13	Jared Powell-Williams	Delta,BC	Mazda Miata	Red	SP1	UBCSCC	CACC		----	----
21	130	Johnny Sandhu	Vancouver, BC	Pontiac Trans Am	Black	SP3	VCMC	CACC	Drivers Edge Autosports	----	----
22	141	Todd R. Wilke	Langley, BC	Toyota Corolla	White	SPX2	BCMA	CACC		----	----



## SoloSprint

Mission Raceway Park 2.120 Km

## SoloSprint Timed Runs

30/05/2009 04:30 PM

## Qualify

Pos	No.	Name	Town	Make	Colour	Class	Club	License	Sponsor	2nd Best	Best Tm
<b>GT1</b>											
1	64	Mark Saunders	Coquitlam, BC	Chev Camaro	Blue	GT1	SCCBC	CACC		1:18.608	1:17.692
<b>GT3</b>											
1	727	Malcolm McQueen	Burnaby, BC	Datsun 510	Blue & Black	GT3	WCIRABC	WCIRABC	Setpoint Engine Control	1:17.395	1:16.998
<b>GTO</b>											
1	56	Dave Krulitsky	Kamloops, BC	Dodge Omni GLH	Blue	GTO	BCMA	CACC		1:21.691	1:21.522
2	73	Mike Elsinga	New West, BC	Porsche 914	Blue	GTO	BCMA	CACC		1:25.868	1:22.964
<b>GTX</b>											
1	31	Larry Sandham	Victoria, BC	Mini Vauxhall	Green/Blue	GTX	VMSC	CACC	Fountain Tire - Victoria	1:17.225	1:15.810
<b>SOLO</b>											
1	82	Josh Vandekerkhove	Victoria, BC	VW Rabbit	Green	SOLO	VMSC	CACC	Parker Johnston Industries, Just Rocks, Zensport	1:17.447	1:17.025
2	25	Gaven Aittien	Victoria	Subaru Impreza	black	SOLO	VMSC	CACC		1:21.301	1:19.935
3	311	Glen Custer	Surrey	Ford Anglia	white	SOLO		CACC	Rapid Dynamics Specialty Engineering	1:26.864	1:23.204
4	4	Albert Racine	Mission, BC	Ford Mustang	White	SOLO	SCCBC	CACC		1:30.567	1:30.313
5	7	Chase Dickenson	Pitt Meadows, BC	Toyota Corolla	White and Black	SOLO	SCCBC	CACC		----	----
<b>SOLO 1</b>											
1	44	Art Dickenson	Pitt Meadows, BC	Toyota Corolla	White/Black	SOLO 1	BCMA	CACC	KMS Car Parts, Killer Customs, Big O - Maple Ridge	1:35.165	1:33.284
<b>SP1</b>											
1	15	Sheridan Empey	Maple Ridge, BC	Honda CRX	Red	SP1	BCMA	CACC		1:20.688	1:20.505
2	8	Heather McKone	Vancouver, BC	Integra Type R	White	SP1	UBCSCC	CACC		1:21.521	1:21.240
3	13	Jared Powell-Williams	Delta, BC	Mazda Miata	Red	SP1	UBCSCC	CACC		----	----
<b>SP3</b>											
1	33	Glenn Rodgerson	Pitt Meadows, BC	Ford Mustang 5.0	Red	SP3	BCMA	CACC	Killer Customs, Fulcrum Motorsports, Penzoil, Raybestos Br	1:19.275	1:18.961
2	42	Colin Stenhouse	N. Van, BC	Ford Mustang	White	SP3	UBCSCC	CACC	Stenhouse Racing	1:21.575	1:21.197
3	130	Johnny Sandhu	Vancouver, BC	Pontiac Trans Am	Black	SP3	VCMC	CACC	Drivers Edge Autosports	----	----
<b>SPX2</b>											
1	49	Tyson Kaempffer	Port Moody, BC	Honda CRX Si	Red	SPX2	BCMA	CACC	Sheridan Empey	1:20.116	1:19.829
2	141	Todd R. Wilke	Langley, BC	Toyota Corolla	White	SPX2	BCMA	CACC		----	----
<b>SS2</b>											
1	1	Troy Schiewe	Surrey	Mini Cooper S	Silver/Black	SS2	SCCBC	CACC		1:28.858	1:28.481



SoloSprint

Mission Raceway Park 2.120 Km

SoloSprint Timed Runs

30/05/2009 04:30 PM

Qualify

Pos	No.	Name	Town	Make	Colour	Class	Club	License	Sponsor	2nd Best	Best Tm
STX											
1	88	Robin Page	Sechelt,BC	Subaru WRX	Silver	STX	SCCBC	SOLO	IME	1:31.320	1:30.786
VRS											
1	50	Frank Winterlik	Lake Country,BC	Porsche 911S	Blue	VRS	VRCBC	CACC	900 Werks Porsche Specialities	1:27.078	1:26.469

