


WSC
 WSC Practice
 Practice

Mission Raceway Park 2.120 Km
 30/05/2009 10:50 AM



Lap	Lap Tm	Diff	Time of Day
(08) Carlos Tesler-Mabe			
1	1:33.212	+17.212	11:10:39.831
2	1:18.374	+2.374	11:11:58.205
3	1:17.792	+1.792	11:13:15.997
4	1:16.000	-	11:14:31.997
5	1:16.810	+0.810	11:15:48.807
6	1:16.606	+0.606	11:17:05.413
7	1:16.727	+0.727	11:18:22.140
(118) Larry Bell			
1	1:38.108	+19.638	11:11:50.725
2	1:19.644	+1.174	11:13:10.369
3	1:19.333	+0.863	11:14:29.702
4	1:18.470	-	11:15:48.172
5	1:19.544	+1.074	11:17:07.716
(30) Tim Brausse			
1	1:34.313	+12.405	11:05:45.291
2	1:25.496	+3.588	11:07:10.787
3	1:24.196	+2.288	11:08:34.983
4	1:22.928	+1.020	11:09:57.911
5	1:21.908	-	11:11:19.819
6	1:22.160	+0.252	11:12:41.979
7	1:22.331	+0.423	11:14:04.310
8	1:23.141	+1.233	11:15:27.451
9	1:22.817	+0.909	11:16:50.268
10	1:22.560	+0.652	11:18:12.828
(29) Peter Skinner			
p1	2:05.679	+39.802	11:05:07.334
2	1:41.501	+15.624	11:06:48.835
3	1:27.823	+1.946	11:08:16.658
4	1:27.660	+1.783	11:09:44.318
5	1:26.998	+1.121	11:11:11.316
6	1:25.877	-	11:12:37.193
7	1:36.040	+10.163	11:14:13.233
(62) Gayle Baird			
1	1:46.104	+16.589	11:04:57.228
2	1:31.581	+2.066	11:06:28.809
3	1:29.570	+0.055	11:07:58.379
4	1:29.515	-	11:09:27.894
5	1:29.588	+0.073	11:10:57.482
6	1:30.136	+0.621	11:12:27.618
7	1:30.146	+0.631	11:13:57.764
8	1:30.262	+0.747	11:15:28.026
9	1:30.078	+0.563	11:16:58.104
10	1:32.223	+2.708	11:18:30.327

Lap Lap Tm Diff Time of Day

Lap Lap Tm Diff Time of Day

Chief of Timing & Scoring
 Race Director



Lap	Lap Tm	Diff	Time of Day
(99) Rocky Elli			
1	1:34.987	+17.208	13:46:31.234
2	1:17.931	+0.152	13:47:49.165
3	1:18.164	+0.385	13:49:07.329
4	1:17.779	-	13:50:25.108
(118) Larry Bell			
1	1:39.075	+19.229	13:45:30.791
2	1:22.036	+2.190	13:46:52.827
3	1:19.846	-	13:48:12.673
4	1:21.534	+1.688	13:49:34.207
5	1:21.730	+1.884	13:50:55.937
6	1:20.562	+0.716	13:52:16.499
(107) Jim McAdie			
1	1:31.246	+11.316	13:46:52.408
2	1:21.118	+1.188	13:48:13.526
3	1:20.880	+0.950	13:49:34.406
4	1:21.777	+1.847	13:50:56.183
5	1:20.991	+1.061	13:52:17.174
6	1:19.930	-	13:53:37.104
(79) Marc Ramsay			
p1	9:35.579	+8:14.719	13:53:36.483
2	1:30.328	+9.468	13:55:06.811
3	1:20.860	-	13:56:27.671
(30) Tim Brausse			
1	1:36.723	+15.619	13:45:40.589
2	1:22.835	+1.731	13:47:03.424
3	1:23.691	+2.587	13:48:27.115
4	1:22.561	+1.457	13:49:49.676
5	1:21.938	+0.834	13:51:11.614
6	1:21.453	+0.349	13:52:33.067
7	1:21.104	-	13:53:54.171
8	1:23.370	+2.266	13:55:17.541
9	1:23.034	+1.930	13:56:40.575
10	1:22.232	+1.128	13:58:02.807
(29) Peter Skinner			
1	1:38.301	+13.116	13:45:34.712
2	1:28.888	+3.703	13:47:03.600
p3	4:52.172	+3:26.987	13:51:55.772
4	1:35.199	+10.014	13:53:30.971
5	1:47.984	+22.799	13:55:18.955
6	1:28.064	+2.879	13:56:47.019
7	1:25.185	-	13:58:12.204
(62) Gayle Baird			
1	1:39.831	+11.042	13:45:34.546
2	1:28.789	-	13:47:03.335
3	1:30.063	+1.274	13:48:33.398

Lap Lap Tm Diff Time of Day

Lap Lap Tm Diff Time of Day



**May Madness Weekend
SCCBC
MISSION RACEWAY PARK
OFFICIAL QUALIFYING RESULTS**

**Sanction # CACC
Track Length: 2.12 Km.**

May 30-31,2009

WSC

POS	CAR	DRIVER	TOWN	MAKE	COLOUR	CLASS	CLUB	LICENS	SPONSOR	2nd Best Tim	Best Time
1	99	Rocky Elli	Vancouver, BC	BMW 330i	White	P1	SCCBC	SCCA	The BMW Store	1:17.931	1:17.779
2	118	Larry Bell	Abbotsford,BC	Pontiac Trans A	White Red Blue	P3	SCCBC	CACC	ReEntry Racing/BCIT/ Apple Auto Glass/OK Tire	1:20.562	1:19.846
3	107	Jim McAdie	Burnaby, BC	BMW 325is	White/Red	P3	SCCBC	CACC	CG Motorsports/Driver's Edge	1:20.880	1:19.930
4	79	Marc Ramsay	Coquitlam	Mazda RX7	White	P3	SCCBC	CACC		1:30.328	1:20.860
5	30	Tim Brausse	Scotch Creek,BC	Ford Mustang	Blue	P2	SCCBC	CACC	Scotch Creek Super Valu/ Esso	1:21.453	1:21.104
6	29	Peter Skinner	Abbotsford,BC	Honda Civic	Green	P3	SCCBC	CACC	R&P Motorsports	1:28.064	1:25.185
7	62	Gayle Baird	Ladner	Honda Civic	Blue	P4	SCCBC	CACC		1:30.063	1:28.789
8	08	Carlos Tesler-Mabe	Vancouver,BC	Chevy Monte C	Black	P1	SCCBC	SCCA	BMW STORE	---	---
9	31	Rob Gilchrist	Port Coquitlam,B	Toyota MR2	Red/White	P3	SCCBC	CACC	Lift Buddy Canada	---	---
10	90	Keith Robinson	Abbotsford,BC	Honda CRX	Blue / Yellow	P4	SCCBC	CACC	K&G Auto Recyclers	---	---
11	90	Bruce Jamieson	West Vancouver,B	Honda Civic	Black	P4	SCCBC	CACC		---	---

COMMENTS:

STEWARD: _____

30/05/2009 2:16:53 PM



TIMING & SCORING: _____

[Handwritten Signature]

May Madness Weekend

WSC

Mission Raceway Park 2.120 Km

WSC Qualify 2

31/05/2009 10:30 AM

Qualify

Lap	Lap Tm	Diff	Time of Day
(99) Rocky Elli			
1	1:31.542	+13.792	10:40:35.504
2	1:21.879	+4.129	10:41:57.383
3	1:17.750	-	10:43:15.133

Lap	Lap Tm	Diff	Time of Day
(79) Marc Ramsay			
1	1:48.508	+29.071	10:42:03.621
2	1:28.720	+9.283	10:43:32.341
3	1:19.437	-	10:44:51.778
4	1:20.797	+1.360	10:46:12.575
5	1:20.962	+1.525	10:47:33.537
6	1:20.086	+0.649	10:48:53.623
7	1:20.789	+1.352	10:50:14.412
8	1:22.451	+3.014	10:51:36.863
9	1:19.727	+0.290	10:52:56.590

Lap	Lap Tm	Diff	Time of Day
(118) Larry Bell			
1	1:38.433	+18.527	10:40:34.242
2	1:22.975	+3.069	10:41:57.217
3	1:23.421	+3.515	10:43:20.638
4	1:21.637	+1.731	10:44:42.275
5	1:23.022	+3.116	10:46:05.297
6	1:21.519	+1.613	10:47:26.816
7	1:19.906	-	10:48:46.722

Lap	Lap Tm	Diff	Time of Day
(107) Jim McAdie			
1	1:37.073	+17.135	10:40:37.188
2	1:23.350	+3.412	10:42:00.538
3	1:21.043	+1.105	10:43:21.581
4	1:21.614	+1.676	10:44:43.195
5	1:22.678	+2.740	10:46:05.873
6	1:21.587	+1.649	10:47:27.460
7	1:19.938	-	10:48:47.398

Lap	Lap Tm	Diff	Time of Day
(31) Rob Gilchrist			
1	1:36.025	+12.067	10:40:47.856
2	1:24.704	+0.746	10:42:12.560
3	1:24.257	+0.299	10:43:36.817
4	1:23.958	-	10:45:00.775
5	1:24.600	+0.642	10:46:25.375
6	1:24.835	+0.877	10:47:50.210
7	1:24.924	+0.966	10:49:15.134
8	1:25.373	+1.415	10:50:40.507
9	1:24.822	+0.864	10:52:05.329
10	1:24.474	+0.516	10:53:29.803

Lap	Lap Tm	Diff	Time of Day
(717) Morgan Mansfield Frank Redavid			
1	1:41.006	+16.586	10:40:59.566
2	1:27.806	+3.386	10:42:27.372
3	1:24.916	+0.496	10:43:52.288
4	1:24.420	-	10:45:16.708
5	1:27.707	+3.287	10:46:44.415
6	1:27.870	+3.450	10:48:12.285
7	1:33.229	+8.809	10:49:45.514

Lap	Lap Tm	Diff	Time of Day
(29) Peter Skinner			
1	1:37.376	+12.714	10:40:35.567
2	1:25.381	+0.719	10:42:00.948
3	1:26.268	+1.606	10:43:27.216
4	1:24.793	+0.131	10:44:52.009

Lap	Lap Tm	Diff	Time of Day
5	1:24.662	-	10:46:16.671
6	1:25.375	+0.713	10:47:42.046
7	1:24.901	+0.239	10:49:06.947
8	1:24.992	+0.330	10:50:31.939

Lap	Lap Tm	Diff	Time of Day
(62) Gayle Baird			
1	1:39.727	+11.763	10:40:47.061
p2	2:14.879	+46.915	10:43:01.940
3	1:37.601	+9.637	10:44:39.541
4	1:31.135	+3.171	10:46:10.676
5	1:28.845	+0.881	10:47:39.521
6	1:28.676	+0.712	10:49:08.197
7	1:28.167	+0.203	10:50:36.364
8	1:27.964	-	10:52:04.328
9	1:29.497	+1.533	10:53:33.825

Lap	Lap Tm	Diff	Time of Day
-----	--------	------	-------------



**May Madness Weekend
SCCBC
MISSION RACEWAY PARK
COMBINED QUALIFYING RESULTS**

**Sanction # CACC
Track Length: 2.12 Km.
May 30-31,2009**

WSC

POS	CAR	DRIVER	TOWN	MAKE	COLOUR	CLASS	CLUB	LICENSE	SPONSOR	2nd BEST	BEST TM
1	99	Rocky Elli	Vancouver, BC	BMW 330i	White	P1	SCCBC	SCCA	The BMW Store	1:17.931	1:17.750
2	79	Marc Ramsay	Coquitlam	Mazda RX7	White	P3	SCCBC	CACC		1:30.328	1:20.860
3	30	Tim Brausse	Scotch Creek,BC	Ford Mustang	Blue	P2	SCCBC	CACC	Scotch Creek Super Valu/ Esso	1:21.453	1:21.104
4	31	Rob Gilchrist	Port Coquitlam,BC	Toyota MR2	Red/White	P3	SCCBC	CACC	Lift Buddy Canada	1:24.257	1:23.958
5	717	Morgan Mansfield Fran	Burnaby	Mazda RX7	White/Red	P3	SCCBC	CACC	Krangle Auto, Staff's Auto, Redtail Racing	1:24.916	1:24.420
6	29	Peter Skinner	Abbotsford,BC	Honda Civic	Green	P3	SCCBC	CACC	R&P Motorsports	1:24.793	1:24.662
7	62	Gayle Baird	Ladner	Honda Civic	Blue	P4	SCCBC	CACC		1:28.167	1:27.964
8	08	Carlos Tesler-Mabe	Vancouver,BC	Chevy Monte C	Black	P1	SCCBC	SCCA	BMW STORE	---	---
9	90	Keith Robinson	Abbotsford,BC	Honda CRX	Blue / Yello	P4	SCCBC	CACC	K&G Auto Recyclers	---	---
10	118	Larry Bell	Abbotsford,BC	Pontiac Trans A	White Red	P3	SCCBC	CACC	ReEntry Racing/BCIT/ Apple Auto Glass/OK Tire	---	---
11	107	Jim McAdie	Burnaby, BC	BMW 325is	White/Red	P3	SCCBC	CACC	CG Motorsports/Driver's Edge	---	---

COMMENTS: **WSC Combined Qualifying - Sunday
Revised to show breakouts in Qualifying**



[Handwritten Signature]

STEWARD: _____

31/05/2009 11:30:13 AM

TIMING & SCORING: _____


WSC

WSC Race

Race

Mission Raceway Park 2.120 Km

31/05/2009 01:15 PM




Lap	Lap Tm	Diff	Time of Day
(99) C. Tesler-Mabe R. Elli			
1	1:21.394	+3.076	13:33:28.926
2	1:18.323	+0.005	13:34:47.249
3	1:18.318	-	13:36:05.567
4	1:18.999	+0.681	13:37:24.566
5	1:19.013	+0.695	13:38:43.579
6	1:19.121	+0.803	13:40:02.700
7	1:19.381	+1.063	13:41:22.081
8	1:19.495	+1.177	13:42:41.576
9	1:21.061	+2.743	13:44:02.637
10	1:20.277	+1.959	13:45:22.914
11	1:20.110	+1.792	13:46:43.024
12	1:21.754	+3.436	13:48:04.778
13	1:18.729	+0.411	13:49:23.507
14	1:18.954	+0.636	13:50:42.461
15	1:18.669	+0.351	13:52:01.130
16	1:18.871	+0.553	13:53:20.001
17	1:18.826	+0.508	13:54:38.827
18	1:19.357	+1.039	13:55:58.184
19	1:20.392	+2.074	13:57:18.576
p20	2:50.972	+1:32.654	14:00:09.548
21	1:30.005	+11.687	14:01:39.553
22	1:22.418	+4.100	14:03:01.971
23	1:21.079	+2.761	14:04:23.050
24	1:20.409	+2.091	14:05:43.459
25	1:21.003	+2.685	14:07:04.462
26	1:20.112	+1.794	14:08:24.574
27	1:20.131	+1.813	14:09:44.705
28	1:19.983	+1.665	14:11:04.688
29	1:21.161	+2.843	14:12:25.849
30	1:20.031	+1.713	14:13:45.880
31	1:20.383	+2.065	14:15:06.263
32	1:20.414	+2.096	14:16:26.677
33	1:20.258	+1.940	14:17:46.935
34	1:20.293	+1.975	14:19:07.228
35	1:21.675	+3.357	14:20:28.903
36	1:20.375	+2.057	14:21:49.278
37	1:21.483	+3.165	14:23:10.761
(118) Larry Bell			
1	1:25.997	+5.965	13:33:33.741
2	1:22.107	+2.075	13:34:55.848
3	1:21.344	+1.312	13:36:17.192
4	1:21.501	+1.469	13:37:38.693
5	1:21.112	+1.080	13:38:59.805
6	1:20.802	+0.770	13:40:20.607
7	1:20.887	+0.855	13:41:41.494
8	1:21.352	+1.320	13:43:02.846
9	1:22.900	+2.868	13:44:25.746
10	1:21.577	+1.545	13:45:47.323
11	1:20.438	+0.406	13:47:07.761
12	1:20.834	+0.802	13:48:28.595
13	1:20.434	+0.402	13:49:49.029
14	1:21.316	+1.284	13:51:10.345
15	1:22.340	+2.308	13:52:32.685
16	1:21.087	+1.055	13:53:53.772
17	1:21.046	+1.014	13:55:14.818
18	1:21.421	+1.389	13:56:36.239
19	1:22.645	+2.613	13:57:58.884
p20	2:39.826	+1:19.794	14:00:38.710

Lap	Lap Tm	Diff	Time of Day
21	1:28.990	+8.958	14:02:07.700
22	1:25.648	+5.616	14:03:33.348
23	1:23.244	+3.212	14:04:56.592
24	1:23.676	+3.644	14:06:20.268
25	1:22.533	+2.501	14:07:42.801
26	1:22.209	+2.177	14:09:05.010
27	1:22.665	+2.633	14:10:27.675
28	1:23.746	+3.714	14:11:51.421
29	1:21.661	+1.629	14:13:13.082
30	1:22.586	+2.554	14:14:35.668
31	1:21.832	+1.800	14:15:57.500
32	1:20.369	+0.337	14:17:17.869
33	1:21.912	+1.880	14:18:39.781
34	1:20.032	-	14:19:59.813
35	1:25.304	+5.272	14:21:25.117
36	1:22.203	+2.171	14:22:47.320
37	1:21.784	+1.752	14:24:09.104
(30) Tim Brausse			
1	1:27.172	+5.999	13:33:35.301
2	1:23.373	+2.200	13:34:58.674
3	1:23.352	+2.179	13:36:22.026
4	1:22.175	+1.002	13:37:44.201
5	1:21.173	-	13:39:05.374
6	1:21.354	+0.181	13:40:26.728
7	1:22.000	+0.827	13:41:48.728
8	1:22.246	+1.073	13:43:10.974
9	1:22.282	+1.109	13:44:33.256
10	1:22.588	+1.415	13:45:55.844
11	1:23.091	+1.918	13:47:18.935
12	1:28.228	+7.055	13:48:47.163
13	1:23.232	+2.059	13:50:10.395
14	1:23.223	+2.050	13:51:33.618
15	1:21.805	+0.632	13:52:55.423
p16	2:38.608	+1:17.435	13:55:34.031
17	2:06.077	+44.904	13:57:40.108
18	1:24.899	+3.726	13:59:05.007
19	1:24.188	+3.015	14:00:29.195
20	1:22.713	+1.540	14:01:51.908
21	1:23.115	+1.942	14:03:15.023
22	1:22.845	+1.672	14:04:37.868
23	1:23.524	+2.351	14:06:01.392
24	1:24.925	+3.752	14:07:26.317
25	1:23.702	+2.529	14:08:50.019
26	1:24.066	+2.893	14:10:14.085
27	1:23.951	+2.778	14:11:38.036
28	1:23.710	+2.537	14:13:01.746
29	1:23.222	+2.049	14:14:24.968
30	1:23.812	+2.639	14:15:48.780
31	1:23.266	+2.093	14:17:12.046
32	1:24.126	+2.953	14:18:36.172
33	1:22.286	+1.113	14:19:58.458
34	1:27.979	+6.806	14:21:26.437
35	1:22.646	+1.473	14:22:49.083
36	1:22.347	+1.174	14:24:11.430
(31) Rob Gilchrist			
1	1:29.977	+6.288	13:33:35.592
2	1:25.229	+1.540	13:35:00.821
3	1:27.225	+3.536	13:36:28.046
4	1:24.604	+0.915	13:37:52.650

Lap	Lap Tm	Diff	Time of Day
5	1:25.525	+1.836	13:39:18.175
6	1:24.458	+0.769	13:40:42.633
7	1:23.689	-	13:42:06.322
8	1:26.497	+2.808	13:43:32.819
9	1:26.329	+2.640	13:44:59.148
10	1:25.889	+2.200	13:46:25.037
11	1:25.927	+2.238	13:47:50.964
12	1:25.665	+1.976	13:49:16.629
13	1:25.853	+2.164	13:50:42.482
14	1:26.229	+2.540	13:52:08.711
15	1:27.291	+3.602	13:53:36.002
p16	2:56.607	+1:32.918	13:56:32.609
17	1:35.205	+11.516	13:58:07.814
18	1:26.826	+3.137	13:59:34.640
19	1:25.662	+1.973	14:01:00.302
20	1:26.227	+2.538	14:02:26.529
21	1:27.429	+3.740	14:03:53.958
22	1:27.169	+3.480	14:05:21.127
23	1:26.145	+2.456	14:06:47.272
24	1:25.675	+1.986	14:08:12.947
25	1:24.789	+1.100	14:09:37.736
26	1:25.765	+2.076	14:11:03.501
27	1:25.279	+1.590	14:12:28.780
28	1:25.397	+1.708	14:13:54.177
29	1:24.873	+1.184	14:15:19.050
30	1:24.984	+1.295	14:16:44.034
31	1:25.176	+1.487	14:18:09.210
32	1:25.669	+1.980	14:19:34.879
33	1:25.933	+2.244	14:21:00.812
34	1:26.053	+2.364	14:22:26.865
35	1:26.274	+2.585	14:23:53.139
(29) Peter Skinner			
p1	3:23.460	+1:59.472	13:35:37.491
2	1:36.541	+12.553	13:37:14.032
3	1:24.588	+0.600	13:38:38.620
4	1:24.422	+0.434	13:40:03.042
5	1:24.103	+0.115	13:41:27.145
6	1:24.302	+0.314	13:42:51.447
7	1:24.949	+0.961	13:44:16.396
8	1:25.094	+1.106	13:45:41.490
9	1:25.953	+1.965	13:47:07.443
10	1:25.375	+1.387	13:48:32.818
11	1:27.849	+3.861	13:50:00.667
12	1:26.270	+2.282	13:51:26.937
p13	2:45.170	+1:21.182	13:54:12.107
14	1:31.789	+7.801	13:55:43.896
15	1:24.738	+0.750	13:57:08.634
16	1:24.522	+0.534	13:58:33.156
17	1:25.109	+1.121	13:59:58.265
18	1:25.910	+1.922	14:01:24.175
19	1:25.713	+1.725	14:02:49.888
20	1:24.915	+0.927	14:04:14.803
21	1:24.808	+0.820	14:05:39.611
22	1:26.133	+2.145	14:07:05.744
23	1:24.580	+0.592	14:08:30.324
24	1:24.545	+0.557	14:09:54.869
25	1:24.789	+0.801	14:11:19.658
26	1:23.988	-	14:12:43.646
27	1:25.272	+1.284	14:14:08.918
28	1:24.279	+0.291	14:15:33.197



WSC
WSC Race
Race



Lap	Lap Tm	Diff	Time of Day
29	1:24.413	+0.425	14:16:57.610
30	1:24.252	+0.264	14:18:21.862
31	1:24.520	+0.532	14:19:46.382
32	1:24.218	+0.230	14:21:10.600
33	1:25.475	+1.487	14:22:36.075
34	1:25.754	+1.766	14:24:01.829

(62) Cayle Baird

1	1:32.407	+6.030	13:33:40.080
2	1:29.262	+2.885	13:35:09.342
3	1:29.261	+2.884	13:36:38.603
4	1:29.002	+2.625	13:38:07.605
5	1:29.201	+2.824	13:39:36.806
6	1:29.605	+3.228	13:41:06.411
7	1:28.772	+2.395	13:42:35.183
8	1:30.197	+3.820	13:44:05.380
9	1:29.436	+3.059	13:45:34.816
10	1:29.623	+3.246	13:47:04.439
11	1:28.178	+1.801	13:48:32.617
12	1:27.719	+1.342	13:50:00.336
13	1:26.377	-	13:51:26.713
14	1:26.713	+0.336	13:52:53.426
15	1:29.617	+3.240	13:54:23.043
16	1:28.871	+2.494	13:55:51.914
p17	2:55.580	+1:29.203	13:58:47.494
18	1:34.804	+8.427	14:00:22.298
19	1:28.325	+1.948	14:01:50.623
20	1:28.226	+1.849	14:03:18.849
21	1:27.612	+1.235	14:04:46.461
22	1:29.091	+2.714	14:06:15.552
23	1:29.531	+3.154	14:07:45.083
24	1:28.652	+2.275	14:09:13.735
25	1:30.627	+4.250	14:10:44.362
26	1:28.806	+2.429	14:12:13.168
27	1:28.641	+2.264	14:13:41.809
28	1:28.314	+1.937	14:15:10.123
29	1:28.121	+1.744	14:16:38.244
30	1:29.114	+2.737	14:18:07.358
31	1:30.288	+3.911	14:19:37.646
32	1:30.038	+3.661	14:21:07.684
33	1:29.832	+3.455	14:22:37.516
34	1:30.772	+4.395	14:24:08.288

(717) Morgan Mansfield Frank Redavid

1	1:26.905	+3.418	13:33:32.924
2	1:27.687	+4.200	13:35:00.611
3	1:26.693	+3.206	13:36:27.304
4	1:24.664	+1.177	13:37:51.968
5	1:25.514	+2.027	13:39:17.482
6	1:24.621	+1.134	13:40:42.103
7	1:23.487	-	13:42:05.590
8	1:35.358	+11.871	13:43:40.948
9	1:28.496	+5.009	13:45:09.444
10	1:28.280	+4.793	13:46:37.724
11	1:30.112	+6.625	13:48:07.836
12	1:30.240	+6.753	13:49:38.076
13	1:30.514	+7.027	13:51:08.590
14	1:37.504	+14.017	13:52:46.094
p15	8:06.429	+6:42.942	14:00:52.523
16	1:56.148	+32.661	14:02:48.671
17	1:44.980	+21.493	14:04:33.651

Lap	Lap Tm	Diff	Time of Day
18	1:42.216	+18.729	14:06:15.867
p19	2:43.564	+1:20.077	14:08:59.431
20	1:47.227	+23.740	14:10:46.658
21	1:40.699	+17.212	14:12:27.357
22	1:44.313	+20.826	14:14:11.670
23	1:50.021	+26.534	14:16:01.691
p24	2:53.558	+1:30.071	14:18:55.249
25	1:43.196	+19.709	14:20:38.445
26	1:42.944	+19.457	14:22:21.389
27	1:40.730	+17.243	14:24:02.119

(107) Jim McArdie

1	1:26.319	+5.783	13:33:33.275
2	1:21.196	+0.660	13:34:54.471
3	1:21.629	+1.093	13:36:16.100
4	1:21.528	+0.992	13:37:37.628
5	1:21.087	+0.551	13:38:58.715
6	1:21.136	+0.600	13:40:19.851
7	1:20.654	+0.118	13:41:40.505
8	1:20.797	+0.261	13:43:01.302
9	1:21.989	+1.453	13:44:23.291
10	1:21.248	+0.712	13:45:44.539
11	1:20.989	+0.453	13:47:05.528
12	1:21.235	+0.699	13:48:26.763
13	1:21.445	+0.909	13:49:48.208
14	1:22.978	+2.442	13:51:11.186
15	1:22.261	+1.725	13:52:33.447
16	1:20.536	-	13:53:53.983
17	1:21.485	+0.949	13:55:15.468

(79) Marc Ramsay

1	1:31.778	+11.110	13:33:37.773
2	1:23.109	+2.441	13:35:00.882
3	1:22.285	+1.617	13:36:23.167
4	1:21.639	+0.971	13:37:44.806
5	1:21.810	+1.142	13:39:06.616
6	1:20.698	+0.030	13:40:27.314
7	1:20.708	+0.040	13:41:48.022
8	1:21.238	+0.570	13:43:09.260
9	1:22.409	+1.741	13:44:31.669
10	1:20.845	+0.177	13:45:52.514
11	1:22.213	+1.545	13:47:14.727
12	1:21.594	+0.926	13:48:36.321
13	1:22.351	+1.683	13:49:58.672
14	1:20.668	-	13:51:19.340
15	1:21.046	+0.378	13:52:40.386
16	1:21.233	+0.565	13:54:01.619
p17	2:47.571	+1:26.903	13:56:49.190

Chief of Timing & Scoring
Race Director



**May Madness Weekend
SCCBC
MISSION RACEWAY PARK
OFFICIAL RACE RESULTS**

**Sanction # CACC
Track Length: 2.12 Km.**

May 30-31,2009

WSC

POS	CAR	DRIVER	TOWN	MAKE	COLOUR	LAPS	O/A	CLUB	LICENSE	SPONSOR	FASTLAP
P2											
1	99	C.Tesler-Mabe R.Elli	Vancouver, BC	BMW 330i	White	37	1	SCCBC	SCCA	The BMW Store	1:18.318
2	30	Tim Brausse	Scotch Creek,BC	Ford Mustang	Blue	36	3	SCCBC	CACC	Scotch Creek Super Valu/ Esso	1:21.173
P3											
1	118	Larry Bell	Abbotsford,BC	Pontiac Trans Am	White Red Blue	37	2	SCCBC	CACC	ReEntry Racing/BCIT/ Apple Auto Glass/OK Tire	1:20.032
2	31	Rob Gilchrist	Port Coquitlam,BC	Toyota MR2	Red/White	35	4	SCCBC	CACC	Lift Buddy Canada	1:23.689
3	29	Peter Skinner	Abbotsford,BC	Honda Civic	Green	34	5	SCCBC	CACC	R&P Motorsports	1:23.988
4	717	Morgan Mansfield Fra	Burnaby	Mazda RX7	White/Red	27	7	SCCBC	CACC	Krangle Auto, Staff's Auto, Redtail Racing	1:23.487
5	107	Jim McAdie	Burnaby, BC	BMW 325is	White/Red	17	8	SCCBC	CACC	CG Motorsports/Driver's Edge	1:20.536
6	79	Marc Ramsay	Coquitlam	Mazda RX7	White	17	9	SCCBC	CACC	Red Tail Racing, Staffs Auto, Krangle Auto	1:20.668
P4											
1	62	Gayle Baird	Ladner	Honda Civic	Blue	34	6	SCCBC	CACC		1:26.377
2	90	Bruce Jamieson Keith	Abbotsford,BC	Honda CRX	Blue / Yellow	0	10	SCCBC	CACC	K&G Auto Recyclers	---

TOTAL IN GROUP= 10

COMMENTS: **WSC RACE - Sunday**



[Handwritten Signature]

STEWARD: _____

June 11, 2009 9:30:38 PM

TIMING & SCORING: _____